
2026년 가락시장

주요 품목 주간 거래동향

2월 1주차 주요 동향

[2026. 1.31. ~ 2.6.]



서울특별시농수산물공사

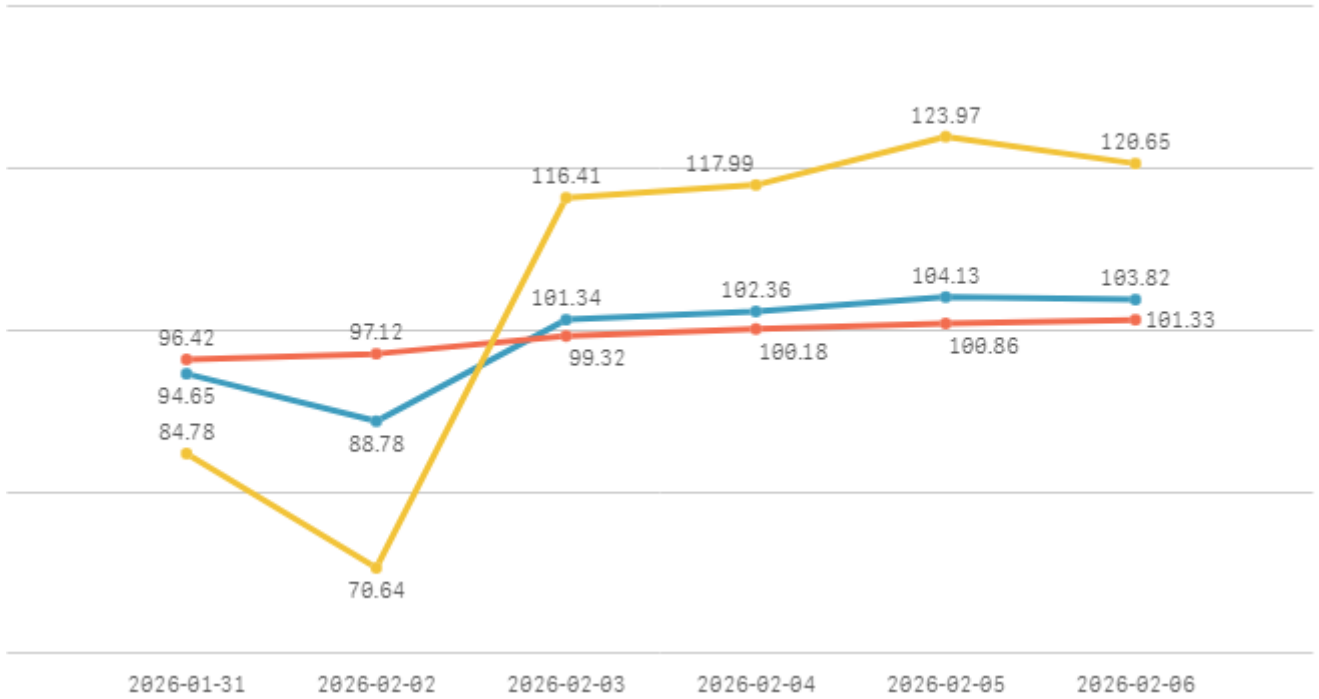
[데이터전략팀]

1. 주간 표준지수

※ 직전 5개년 평균가격을 지수 100으로 산정하여 100 이상일 경우 평년보다 상승, 100 이하일 경우 평년보다 하락

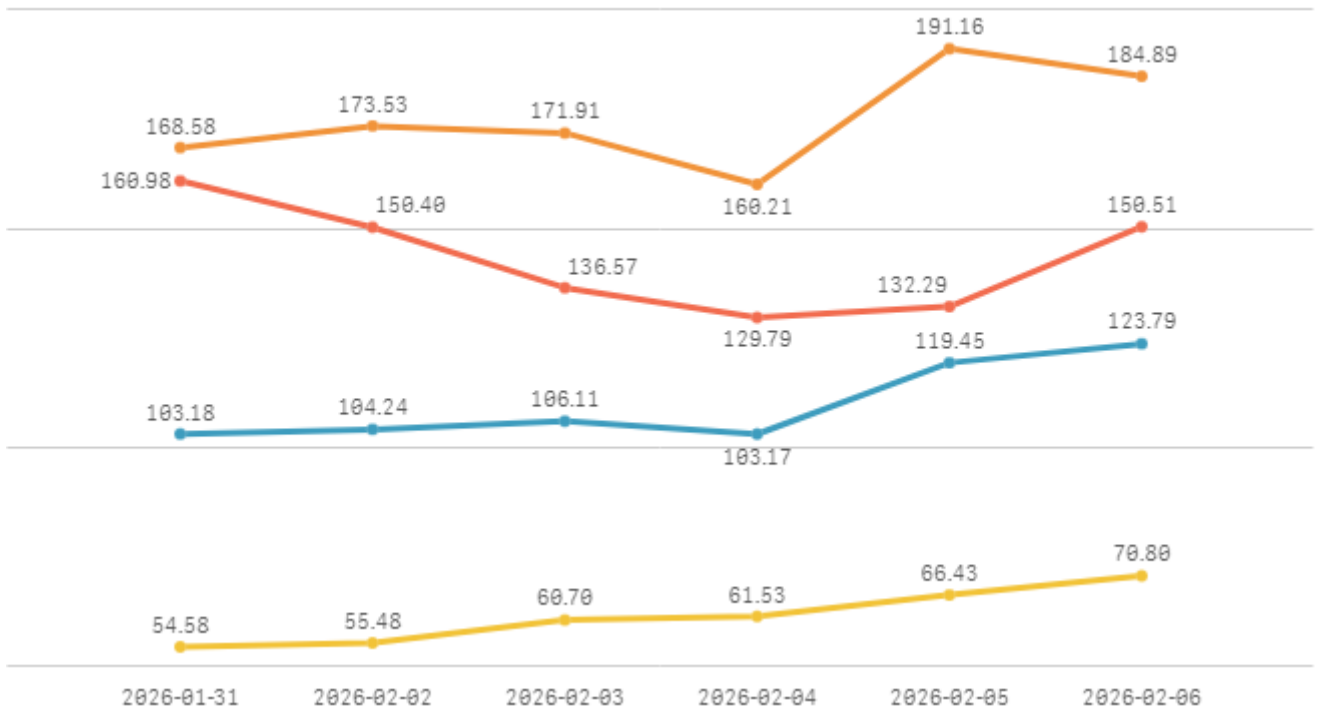
□ 청과부류

합계 채소계 과일계



□ 수산부류

합계 생선류 조개류 건어류



2. 2월 1주차 주요 품목 주간 거래동향

주요 품목(종) 주간동향 (01.31 ~ 02.06)

품종 단위	금주평균	전주평균	전월평균	전년평균	5년평균 가격	전주대비	전월대비	전년대비	5년평균 대비
(냉)고등어 수입(10키로상자)	78,253	80,899	78,196	49,765	48,001	-3% ▼	0% ▲	57% ▲	63% ▲
(선)갈치(5키로상자)	195,058	172,748	171,967	216,556	175,147	13% ▲	13% ▲	-10% ▼	11% ▲
가지(8키로상자)	36,033	34,140	47,075	28,046	35,763	6% ▲	-23% ▼	28% ▲	1% ▲
감 대봉시(10키로상자)	22,112	21,962	28,217	12,752	13,264	1% ▲	-22% ▼	73% ▲	67% ▲
감귤 하우스(5키로상자)	27,302	25,278	17,584	37,072	28,631	8% ▲	55% ▲	-26% ▼	-5% ▼
감자 수미(햇)(20키로상자)	56,074	55,229	55,612	59,039	59,452	2% ▲	1% ▲	-5% ▼	-6% ▼
건세멸치(1.5키로상자)	21,716	22,281	19,238	18,559	21,716	-3% ▼	13% ▲	17% ▲	-0% ▼
겉종합(10키로망대)	9,000	8,992	8,667	17,565	13,239	0% ▲	4% ▲	-49% ▼	-32% ▼
깐마늘 대서(20키로)	155,794	155,936	155,776	145,077	147,870	-0% ▼	0% ▲	7% ▲	5% ▲
단감 부유(10키로상자)	36,505	37,140	36,010	40,431	42,471	-2% ▼	1% ▲	-10% ▼	-14% ▼
당근(20키로상자)	23,301	22,296	29,557	60,846	40,546	5% ▲	-21% ▼	-62% ▼	-43% ▼
대추방울토마토(3키로상자)	18,219	17,764	18,914	15,096	18,609	3% ▲	-4% ▼	21% ▲	-2% ▼
대파(일반)(1키로단)	1,541	1,413	1,934	1,954	2,152	9% ▲	-20% ▼	-21% ▼	-28% ▼
딸기 설향(2키로상자)	32,653	38,101	40,290	26,575	29,880	-14% ▼	-19% ▼	23% ▲	9% ▲
만감 천혜향(9키로상자)	42,519	42,279	53,088	59,378	56,306	1% ▲	-20% ▼	-28% ▼	-24% ▼
무(20키로상자)	14,722	14,284	14,614	30,172	16,811	3% ▲	1% ▲	-51% ▼	-12% ▼
물오징어(6키로상자)	124,273	112,407	116,123	135,830	113,279	11% ▲	7% ▲	-9% ▼	10% ▲
바나나 수입(13키로상자)	29,148	29,371	26,577	22,455	26,644	-1% ▼	10% ▲	30% ▲	9% ▲
배 신고(15키로상자)	54,412	51,602	58,865	85,356	61,481	5% ▲	-8% ▼	-36% ▼	-11% ▼
배추(10키로망대)	8,922	9,548	9,801	14,862	8,596	-7% ▼	-9% ▼	-40% ▼	4% ▲
백다다기오이(100개)	68,692	65,752	82,466	71,523	83,948	4% ▲	-17% ▼	-4% ▼	-18% ▼
볼등배추(15키로상자)	38,987	33,978	23,708	40,635	40,150	15% ▲	64% ▲	-4% ▼	-3% ▼
부추(일반)(500그램단)	3,852	3,215	2,824	4,925	4,588	20% ▲	36% ▲	-22% ▼	-16% ▼
브로콜리 극산(8키로상자)	38,644	32,608	36,719	28,206	28,312	19% ▲	5% ▲	37% ▲	36% ▲
빨강 파프리카(5키로상자)	48,982	37,431	19,916	41,110	45,614	31% ▲	146% ▲	19% ▲	7% ▲
사과 부사(10키로상자)	66,224	84,988	82,381	58,862	53,629	-22% ▼	-20% ▼	13% ▲	23% ▲
상추 포기잡(4키로상자)	17,952	23,001	40,168	10,432	18,243	-22% ▼	-55% ▼	72% ▲	-2% ▼
새송이버섯(2키로상자)	9,414	7,970	10,947	8,393	8,247	18% ▲	-14% ▼	12% ▲	14% ▲
시금치(4키로상자)	18,149	17,153	16,536	16,546	17,868	6% ▲	10% ▲	10% ▲	2% ▲
숙갓(4키로상자)	14,607	12,760	14,496	14,468	15,194	14% ▲	1% ▲	1% ▲	-4% ▼
알배기배추(8키로상자)	17,977	18,189	18,879	21,810	18,622	-1% ▼	-5% ▼	-18% ▼	-3% ▼
애호박(20개)	36,519	34,679	29,989	36,462	37,902	5% ▲	22% ▲	0% ▲	-4% ▼
양배추(8키로망대)	7,759	6,156	8,873	16,777	8,525	26% ▲	-13% ▼	-54% ▼	-9% ▼
양상추(일반)(12개)	14,332	13,025	18,368	16,696	17,695	10% ▲	-22% ▼	-14% ▼	-19% ▼
양파(1키로)	986	1,022	1,099	1,519	1,209	-3% ▼	-10% ▼	-35% ▼	-18% ▼
열무(4키로상자)	17,278	17,615	20,804	11,498	13,567	-2% ▼	-17% ▼	50% ▲	27% ▲
오이맛고추(10키로상자)	86,023	91,636	42,491	68,465	82,465	-6% ▼	102% ▲	26% ▲	4% ▲
쪽파(10키로상자)	62,136	52,294	65,634	64,726	68,672	19% ▲	-5% ▼	-4% ▼	-10% ▼
청경채(4키로상자)	13,543	14,187	15,557	9,584	15,309	-5% ▼	-13% ▼	41% ▲	-12% ▼
청양고추(10키로상자)	120,077	114,668	71,944	57,405	107,551	5% ▲	67% ▲	109% ▲	12% ▲
콜라비(일반)(15키로상자)	38,733	36,926	33,265	32,904	28,270	5% ▲	16% ▲	18% ▲	37% ▲
토마토(5키로상자)	16,164	15,374	13,174	14,520	18,151	5% ▲	23% ▲	11% ▲	-11% ▼
팽이버섯(5키로상자)	13,899	10,727	13,858	14,738	13,592	30% ▲	0% ▲	-6% ▼	2% ▲

□ 품종별 등락가격 비교(전주대비)

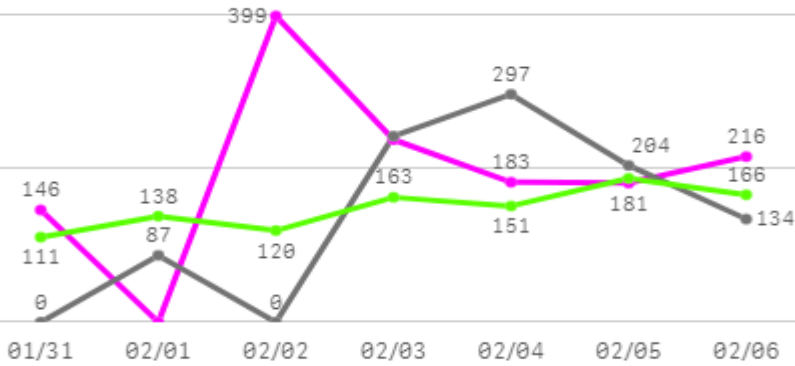
구분	품목(종)명
상승 품목(종)	(선)갈치(13%),가지(6%),감굴 하우스(8%),대파(일반)(9%),물오징어(11%),배 신고(5%),봄등배추(15%),부추(일반)(20%),브로콜리 국산(19%),빨강 파프리카(31%),새송이버섯(18%),시금치(6%),숙갓(14%),애호박(5%),양배추(26%),양상추(일반)(10%),쪽파(19%),토마토(5%),팽이버섯(30%)
하락 품목(종)	딸기 설향(-14%),배추(-7%),사과 부사(-22%),상추 포기참(-22%),오이맛고추(-6%)
보합 품목(종)(+5%)	(냉)고등어 수입,감 대봉시,감자 수미(햇),건세멸치,걸홍합,깐마늘 대서,단감 부유,당근,대추방울토마토,만감 천혜향,무,바나나 수입,백다다기오이,알배기배추,양파,열무,청경채,청양고추,콜라비(일반),포도 샤인머스켓,호박밤 고구마

3. 2월 1주차 품목(종)별 주간 거래동향

고구마

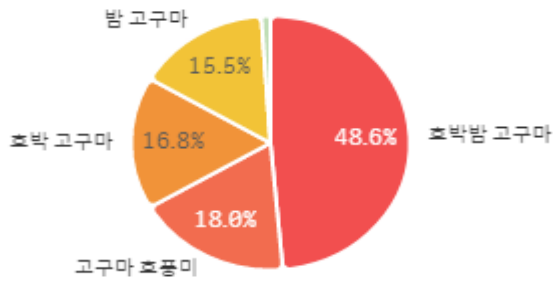
주간 반입량(톤)

2026 2025 평년

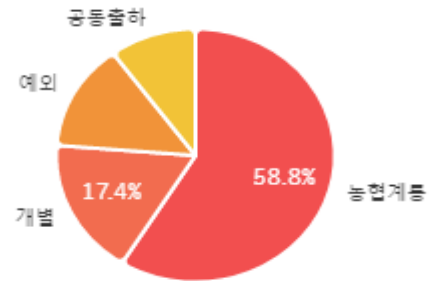


구분	금주(A)	전주(B)	전월(C)	전년(D)	평년(E)	A/B	A/C	A/D	A/E
물량(톤)	1,364	1,252	813	966	1,093	109.0%	167.7%	141.2%	124.8%

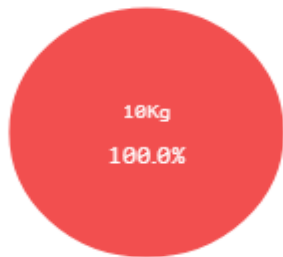
출하 품종별 거래물량 구성비



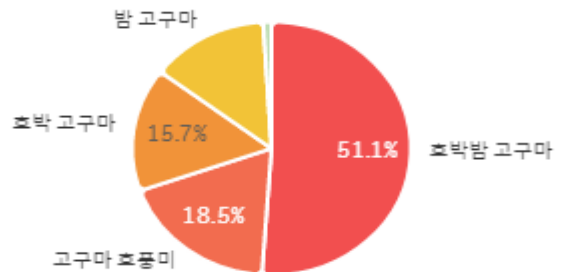
출하자별 거래물량 구성비



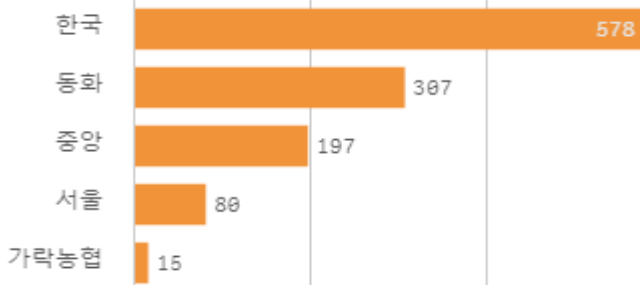
거래 단량별 물량 구성비



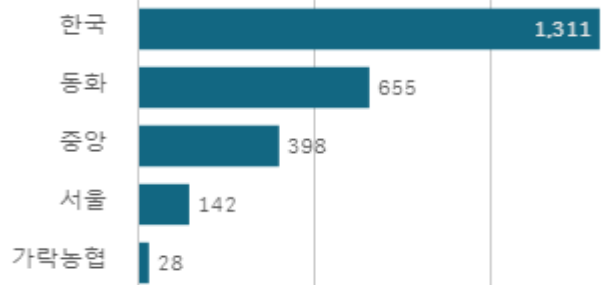
출하 품종별 거래금액 구성비



도매시장 법인별 거래물량(톤)

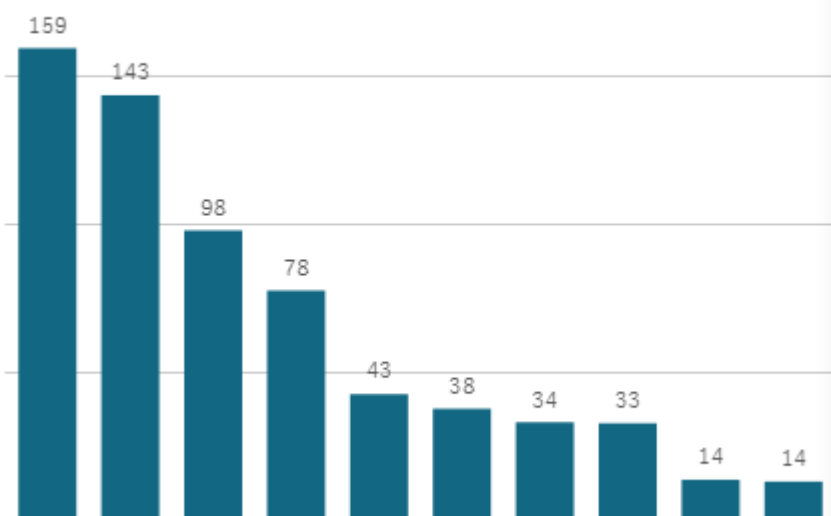


도매시장 법인별 거래금액(백만원)



호박밤 고구마(10Kg)

산지별 거래물량(톤)



출하산지(개소)

12

출하건수(천건)

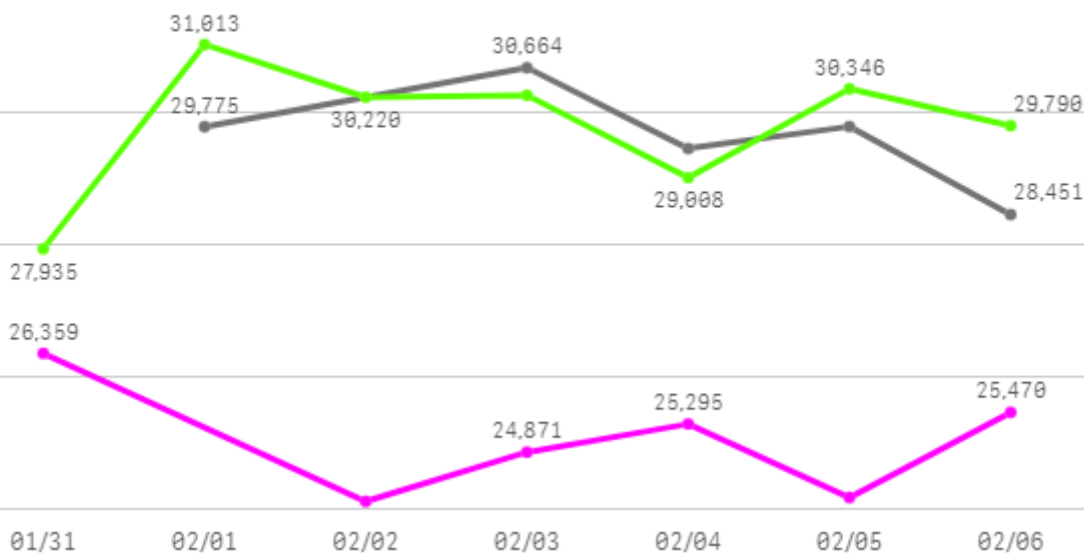
2

산지별 주출하 시군구



주간 도매가격(원)

◆ 2026 ● 2025 ◆ 평년



구분	금주(A)	전주(B)	전월(C)	전년(D)	평년(E)	A/B	A/C	A/D	A/E
가격(원)	25,051	25,756	25,401	29,623	26,576	97.3%	98.6%	84.6%	94.3%

※ 상품 가격 기준

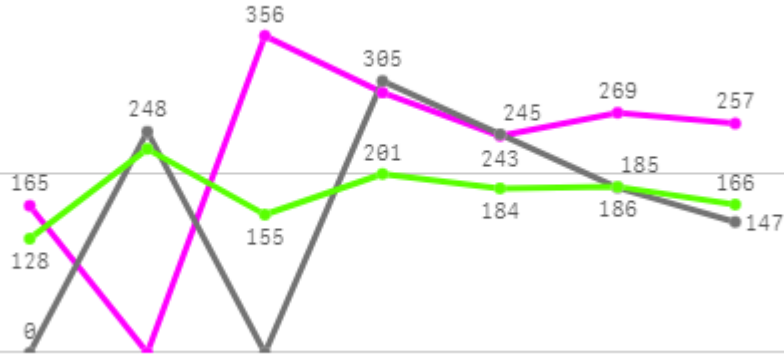
□ 호박밤 고구마(10Kg) 주간 가격

구분	Q	품종	Q	단량	Q	특	상	보통	하
2026-01-31		호박밤 고구마		10Kg		31,465	26,359	17,371	10,165
2026-02-02		호박밤 고구마		10Kg		30,196	24,128	17,650	10,625
2026-02-03		호박밤 고구마		10Kg		29,654	24,871	17,737	10,332
2026-02-04		호박밤 고구마		10Kg		29,000	25,295	17,830	10,943
2026-02-05		호박밤 고구마		10Kg		27,805	24,187	17,622	10,938
2026-02-06		호박밤 고구마		10Kg		28,967	25,470	18,716	11,295
평균						29,514	25,051	17,821	10,716

감자

주간 반입량(톤)

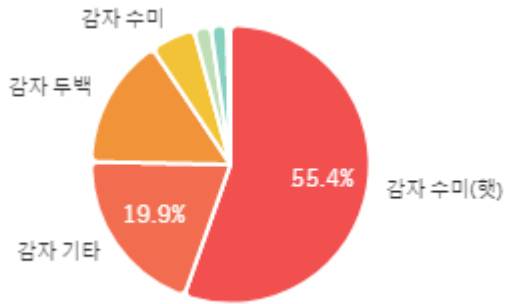
◆ 2026 ● 2025 ▲ 평년



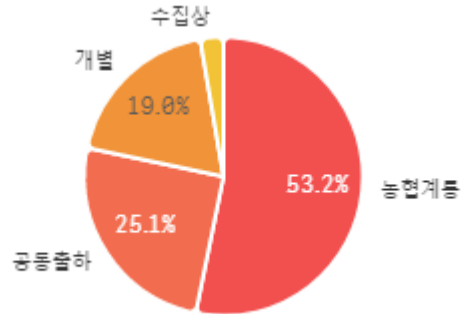
01/31 02/01 02/02 02/03 02/04 02/05 02/06

구분	금주(A)	전주(B)	전월(C)	전년(D)	평년(E)	A/B	A/C	A/D	A/E
물량(톤)	1,582	1,454	1,165	1,130	1,253	108.8%	135.8%	140.0%	126.2%

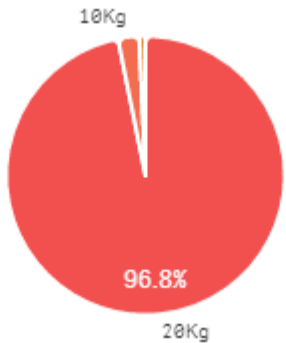
출하 품종별 거래물량 구성비



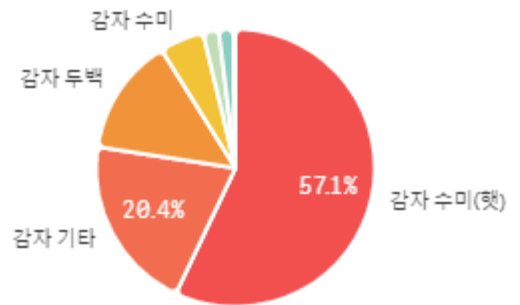
출하자별 거래물량 구성비



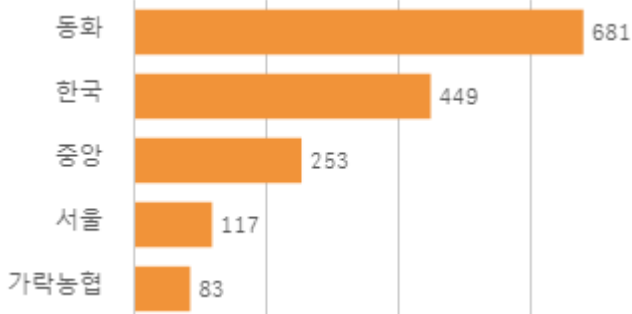
거래 단량별 물량 구성비



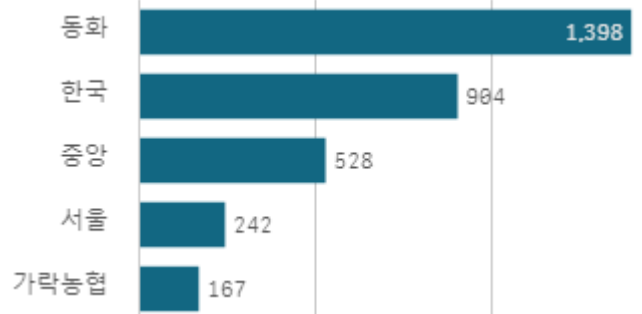
출하 품종별 거래금액 구성비



도매시장 법인별 거래물량(톤)

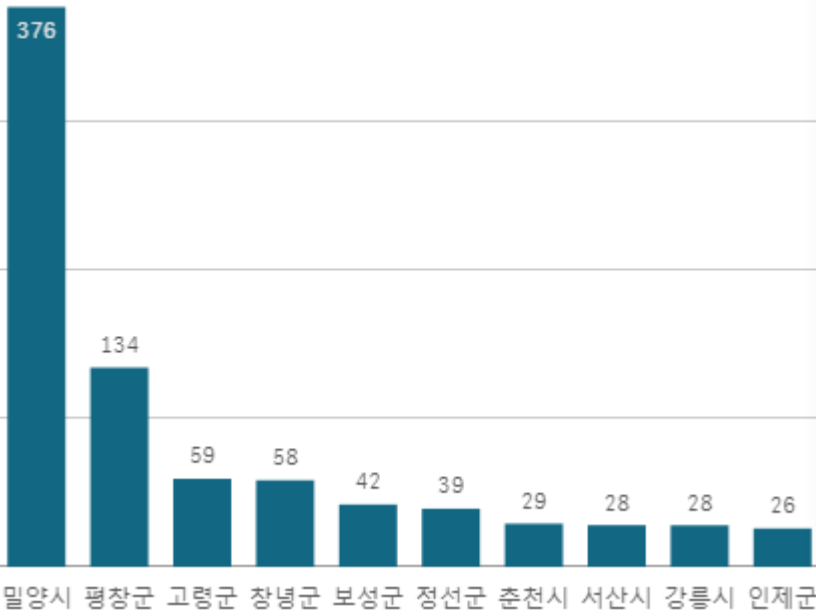


도매시장 법인별 거래금액(백만원)



감자 수미(햇) (20Kg)

산지별 거래물량(톤)



출하산지(개소)

19

출하건수(천건)

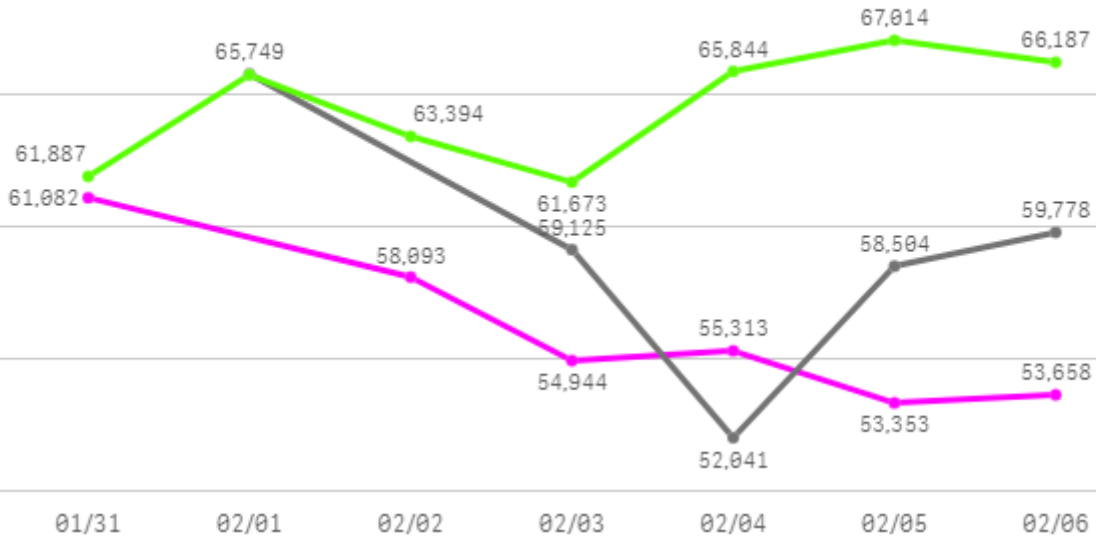
1

산지별 주출하 시군구



주간 도매가격(원)

◆ 2026 ● 2025 ◆ 평년



구분	금주(A)	전주(B)	전월(C)	전년(D)	평년(E)	A/B	A/C	A/D	A/E
가격(원)	56,074	55,229	55,612	59,039	59,452	101.5%	100.8%	95.0%	94.3%

※ 상품 가격 기준

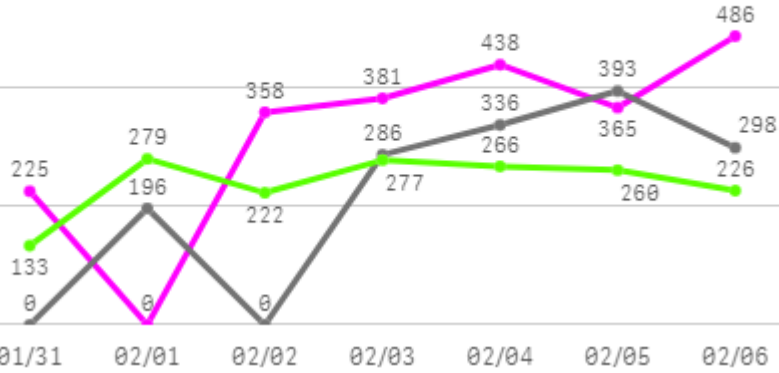
□ 감자 수미(햇)(20Kg) 주간 가격

구분	Q	품종	Q	단량	Q	특	상	보통	하
2026-01-31		감자 수미(햇)		20Kg		64,371	61,082	47,607	26,696
2026-02-02		감자 수미(햇)		20Kg		62,601	58,093	47,797	26,722
2026-02-03		감자 수미(햇)		20Kg		62,000	54,944	42,096	25,389
2026-02-04		감자 수미(햇)		20Kg		59,748	55,313	44,103	23,591
2026-02-05		감자 수미(햇)		20Kg		58,644	53,353	39,380	24,095
2026-02-06		감자 수미(햇)		20Kg		59,037	53,658	38,450	26,137
평균						61,067	56,074	43,239	25,438

배추

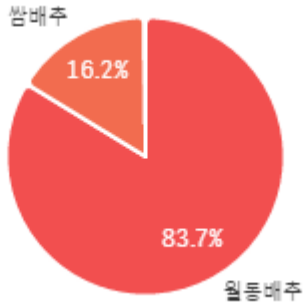
주간 반입량(톤)

◆ 2026 ● 2025 ▲ 평년

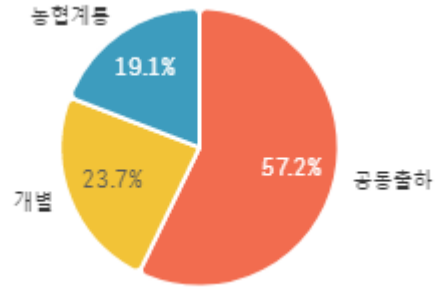


구분	금주(A)	전주(B)	전월(C)	전년(D)	평년(E)	A/B	A/C	A/D	A/E
물량(톤)	2,252	2,020	1,447	1,510	1,715	111.4%	155.6%	149.2%	131.3%

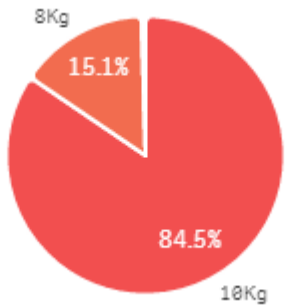
출하 품종별 거래물량 구성비



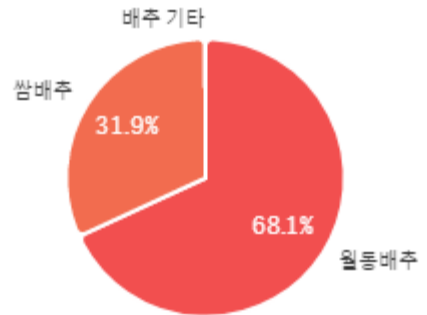
출하자별 거래물량 구성비



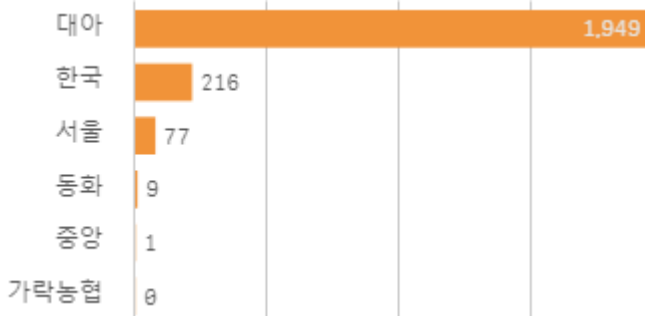
거래 단량별 물량 구성비



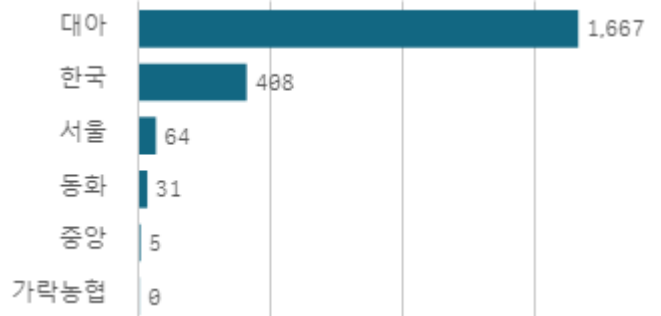
출하 품종별 거래금액 구성비



도매시장 법인별 거래물량(톤)

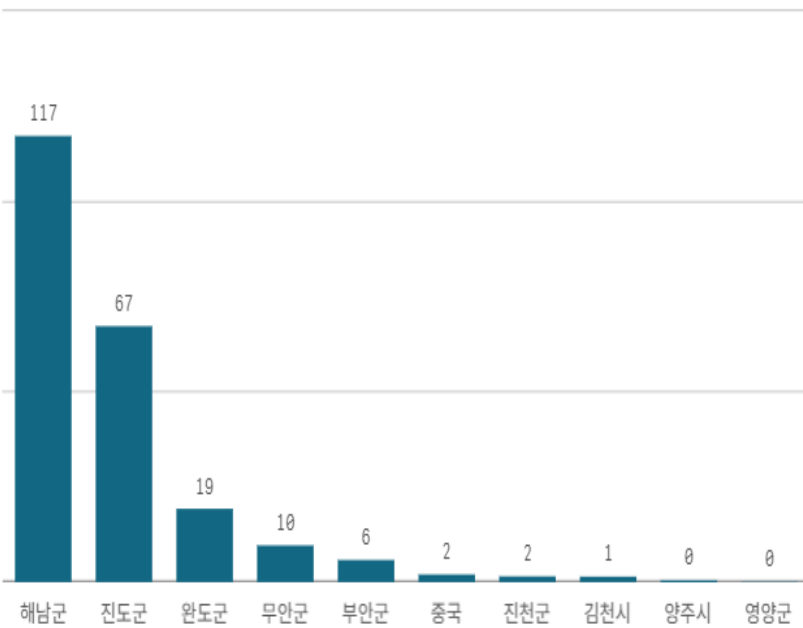


도매시장 법인별 거래금액(백만원)



배추(10Kg)

산지별 거래물량(톤)



출하산지(개소)

10

출하건수(천건)

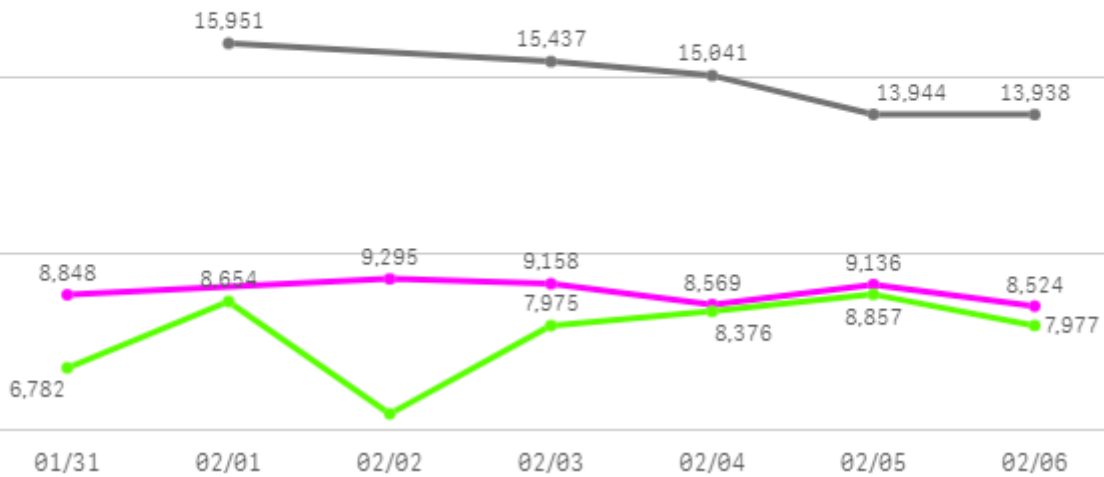
0

산지별 주출하 시군구



주간 도매가격(원)

◆ 2026 ● 2025 ◆ 평년



구분	금주(A)	전주(B)	전월(C)	전년(D)	평년(E)	A/B	A/C	A/D	A/E
가격(원)	8,922	9,548	9,801	14,862	8,596	93.4%	91.0%	60.0%	103.8%

※ 상품 가격 기준

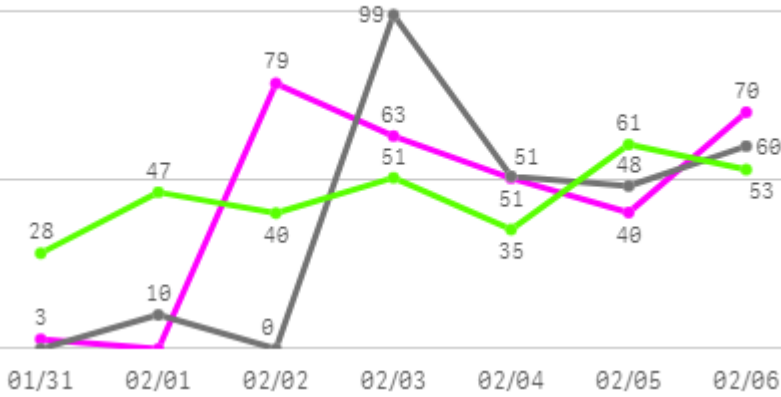
□ 배추(10Kg) 주간 가격

구분	Q	품종	Q	단량	Q	특	상	보통	하
2026-01-31		배추		10Kg		10,172	8,848	7,853	5,908
2026-02-02		배추		10Kg		10,524	9,295	7,930	5,869
2026-02-03		배추		10Kg		10,536	9,158	7,963	5,988
2026-02-04		배추		10Kg		10,384	8,569	7,435	5,982
2026-02-05		배추		10Kg		10,495	9,136	7,714	5,756
2026-02-06		배추		10Kg		10,733	8,524	7,227	5,543
평균						10,474	8,922	7,687	5,841

봄동배추

주간 반입량(톤)

◆ 2026 ● 2025 ▲ 평년

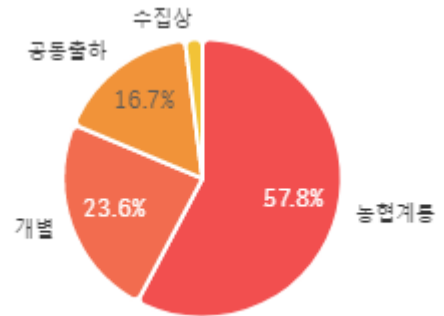


구분	금주(A)	전주(B)	전월(C)	전년(D)	평년(E)	A/B	A/C	A/D	A/E
물량(톤)	306	273	175	269	290	112.2%	175.2%	113.8%	105.5%

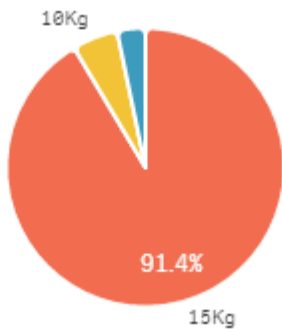
출하 품종별 거래물량 구성비



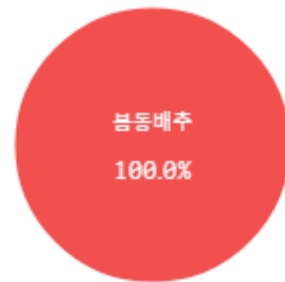
출하자별 거래물량 구성비



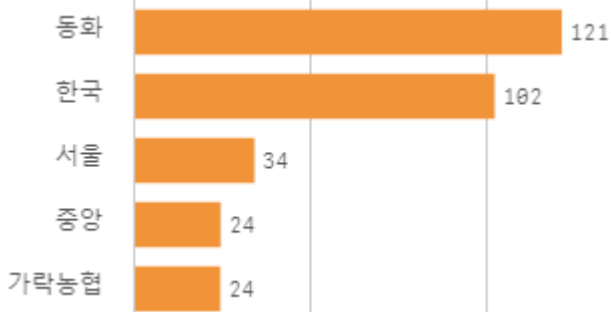
거래 단량별 물량 구성비



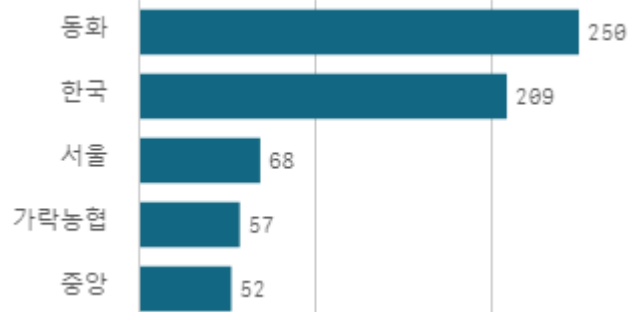
출하 품종별 거래금액 구성비



도매시장 법인별 거래물량(톤)

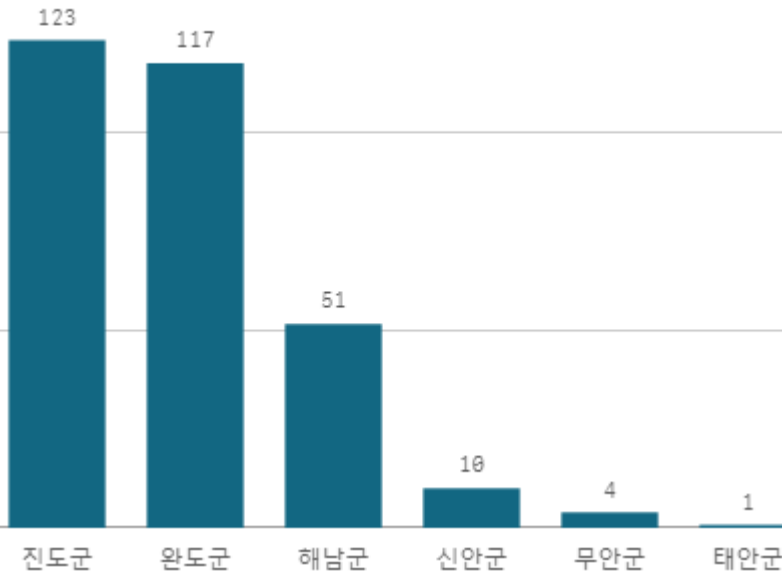


도매시장 법인별 거래금액(백만원)



봄동배추(15Kg)

산지별 거래물량(톤)



출하산지(개소)

6

출하건수(천건)

0

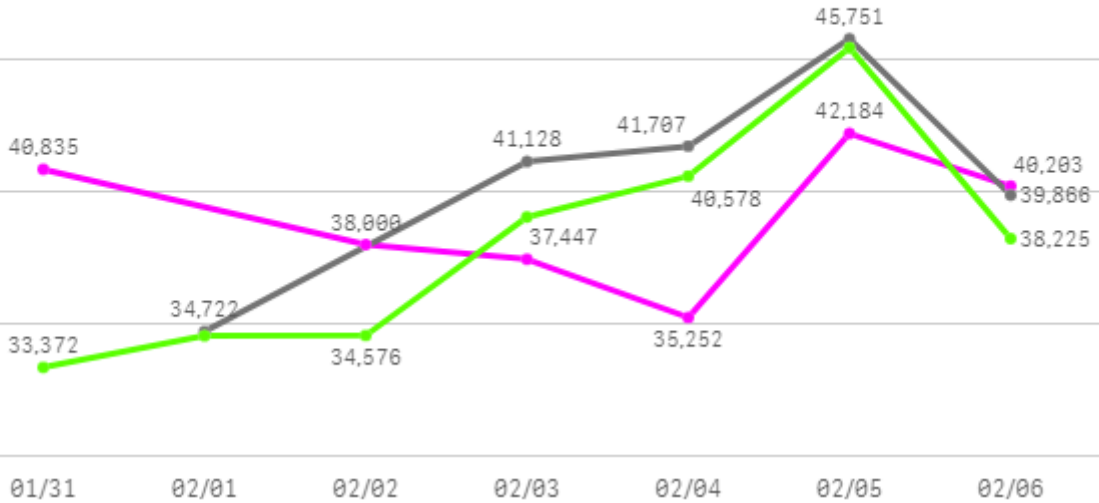
산지별 주출하 시군구



© OpenStreetMap contributors

주간 도매가격(원)

◆ 2026 ● 2025 ◆ 평년



구분	금주(A)	전주(B)	전월(C)	전년(D)	평년(E)	A/B	A/C	A/D	A/E
가격(원)	38,987	33,978	23,708	40,635	40,150	114.7%	164.4%	95.9%	97.1%

※ 상품 가격 기준

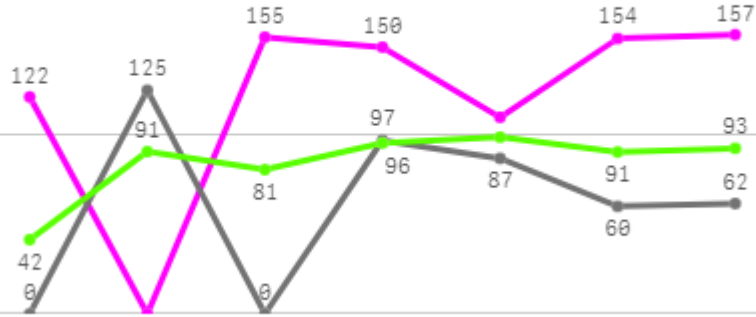
☐ 봄동배추(15Kg) 주간 가격

구분	Q	품종	Q	단량	Q	특	상	보통	하
2026-01-31		봄동배추		15Kg		-	40,835	36,521	31,228
2026-02-02		봄동배추		15Kg		-	38,000	31,999	27,817
2026-02-03		봄동배추		15Kg		-	37,447	30,518	22,596
2026-02-04		봄동배추		15Kg		-	35,252	29,652	25,538
2026-02-05		봄동배추		15Kg		-	42,184	37,356	23,281
2026-02-06		봄동배추		15Kg		-	40,203	35,690	29,683
평균						-	38,987	33,623	26,691

알배기배추

주간 반입량(톤)

◆ 2026 ● 2025 ▲ 평년

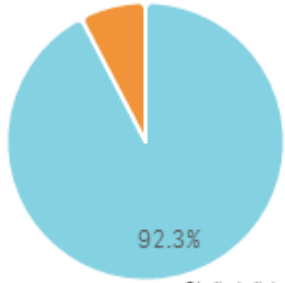


01/31 02/01 02/02 02/03 02/04 02/05 02/06

구분	금주(A)	전주(B)	전월(C)	전년(D)	평년(E)	A/B	A/C	A/D	A/E
물량(톤)	847	605	612	432	600	140.0%	138.5%	196.2%	141.1%

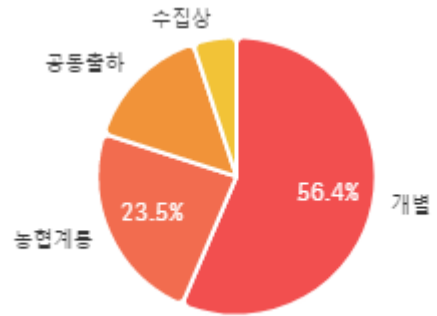
출하 품종별 거래물량 구성비

알배기배추(수입)

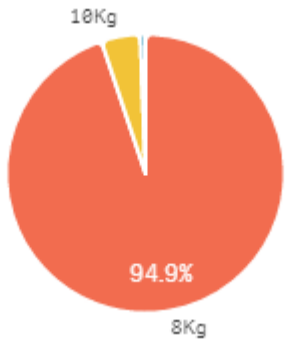


알배기배추

출하자별 거래물량 구성비



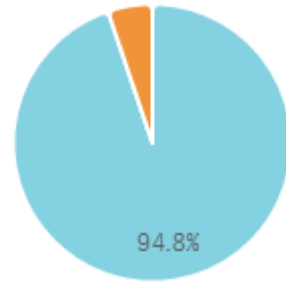
거래 단량별 물량 구성비



8Kg

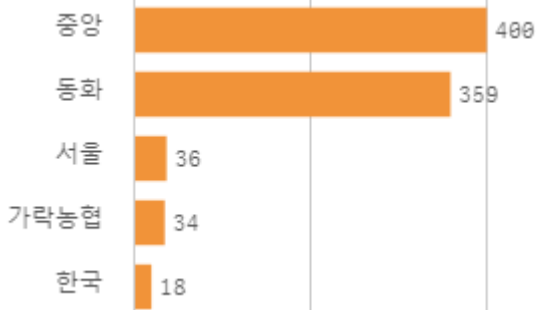
출하 품종별 거래금액 구성비

알배기배추(수입)

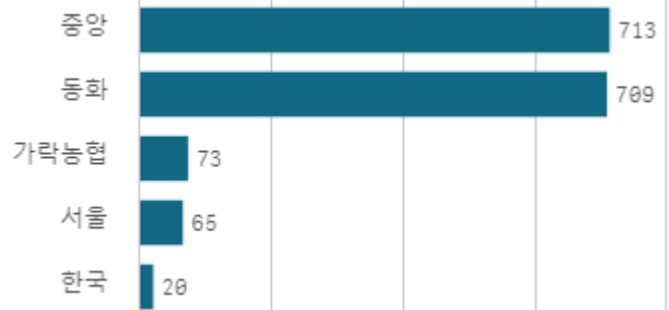


알배기배추

도매시장 법인별 거래물량(톤)

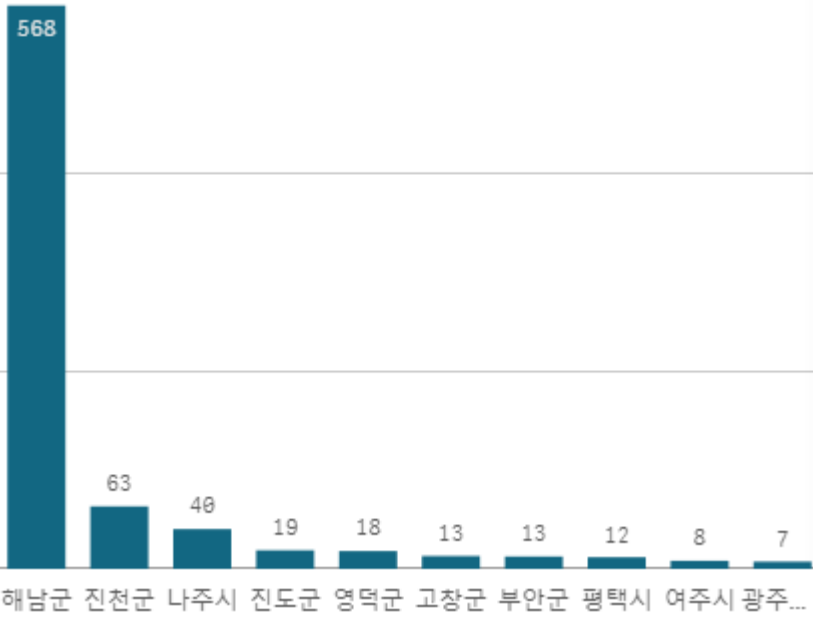


도매시장 법인별 거래금액(백만원)



알배기배추(8Kg)

산지별 거래물량(톤)



출하산지(개소)

22

출하건수(천건)

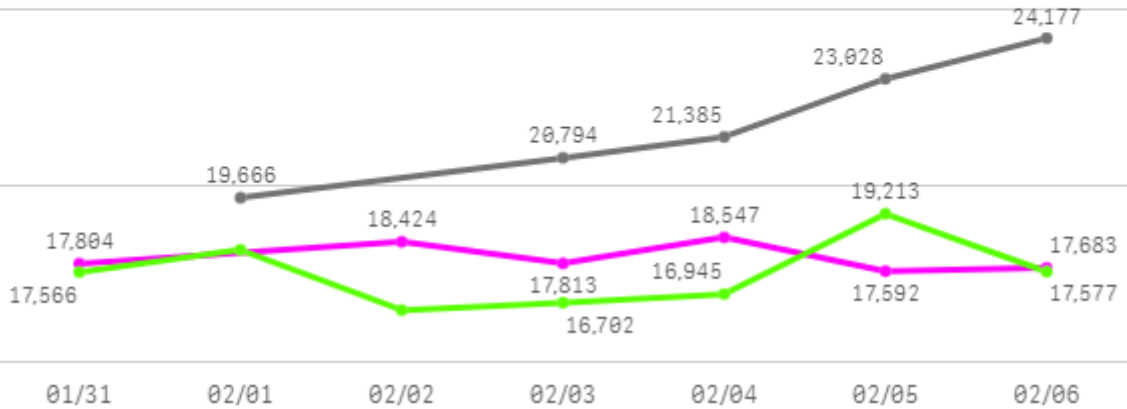
2

산지별 주출하 시군구



주간 도매가격(원)

◆ 2026 ● 2025 ◆ 평년



구분	금주(A)	전주(B)	전월(C)	전년(D)	평년(E)	A/B	A/C	A/D	A/E
가격(원)	17,977	18,189	18,879	21,810	18,622	98.8%	95.2%	82.4%	96.5%

※ 상품 가격 기준

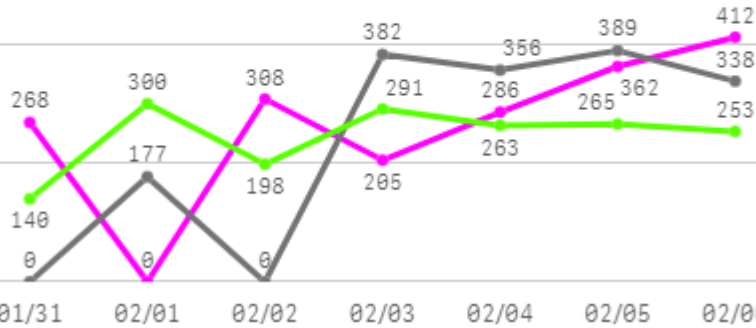
□ 알배기배추(8Kg) 주간 가격

구분	Q	품종	Q	단량	Q	특	상	보통	하
2026-01-31		알배기배추		8Kg		23,123	17,804	15,598	11,919
2026-02-02		알배기배추		8Kg		22,725	18,424	15,411	11,331
2026-02-03		알배기배추		8Kg		21,745	17,813	14,439	10,082
2026-02-04		알배기배추		8Kg		22,424	18,547	14,535	10,340
2026-02-05		알배기배추		8Kg		20,334	17,592	14,326	9,645
2026-02-06		알배기배추		8Kg		21,935	17,683	13,876	9,109
평균						22,048	17,977	14,698	10,404

양배추

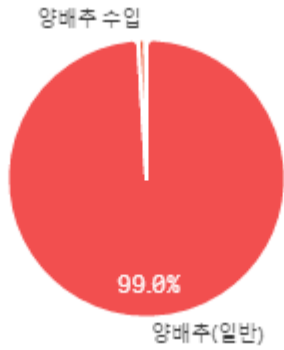
주간 반입량(톤)

◆ 2026 ● 2025 ▲ 평년

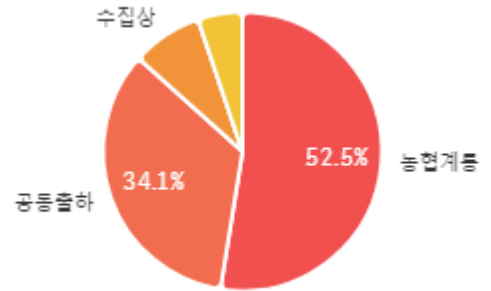


구분	금주(A)	전주(B)	전월(C)	전년(D)	평년(E)	A/B	A/C	A/D	A/E
물량(톤)	1,840	2,042	1,450	1,642	1,614	90.1%	126.8%	112.1%	114.0%

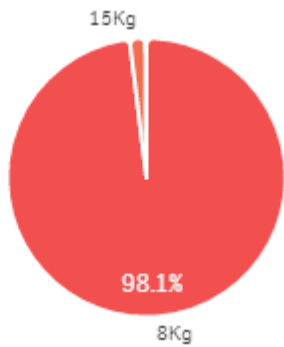
출하 품종별 거래물량 구성비



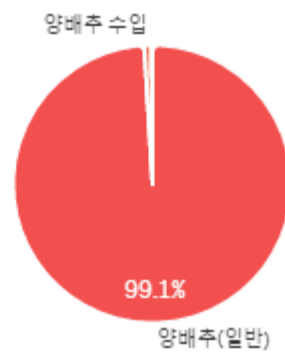
출하자별 거래물량 구성비



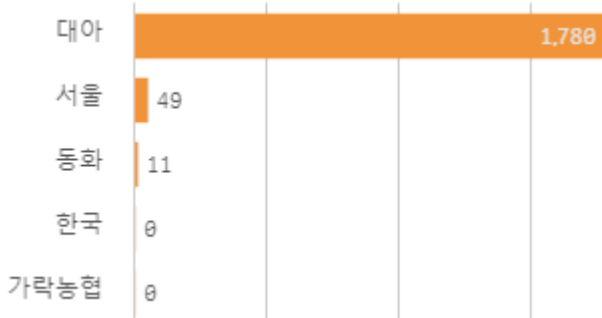
거래 단량별 물량 구성비




출하 품종별 거래금액 구성비



도매시장 법인별 거래물량(톤)

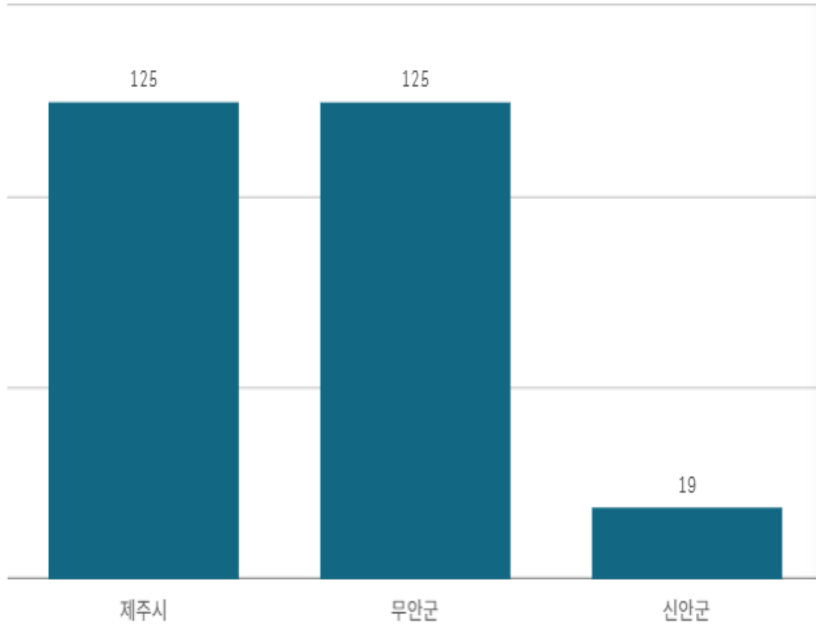


도매시장 법인별 거래금액(백만원)



양배추(8Kg)

산지별 거래물량(톤)



출하산지(개소)

3

출하건수(천건)

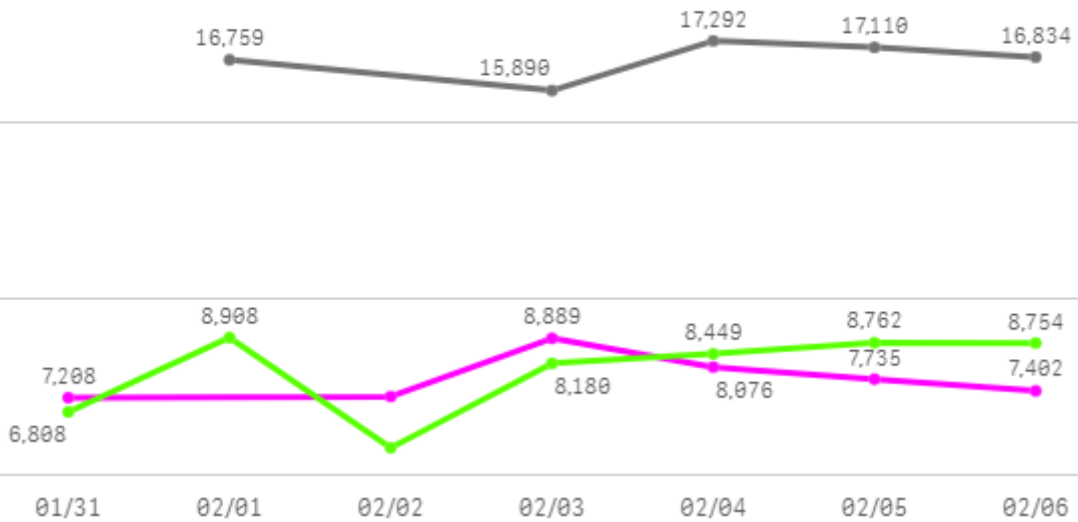
0

산지별 주출하 시군구



주간 도매가격(원)

◆ 2026 ● 2025 ◆ 평년



구분	금주(A)	전주(B)	전월(C)	전년(D)	평년(E)	A/B	A/C	A/D	A/E
가격(원)	7,759	6,156	8,873	16,777	8,525	126.0%	87.4%	46.2%	91.0%

※ 상품 가격 기준

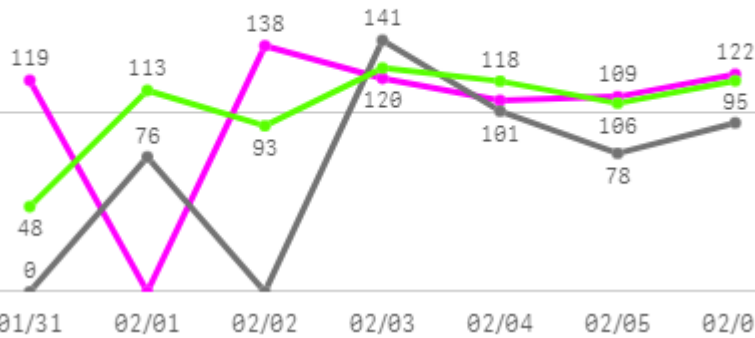
□ 양배추(8Kg) 주간 가격

구분	Q	품종	Q	단량	Q	특	상	보통	하
2026-01-31		양배추		8Kg		10,520	7,208	4,333	1,996
2026-02-02		양배추		8Kg		10,420	7,242	4,996	2,674
2026-02-03		양배추		8Kg		11,538	8,889	6,317	3,628
2026-02-04		양배추		8Kg		10,829	8,076	5,602	3,276
2026-02-05		양배추		8Kg		10,040	7,735	5,824	3,432
2026-02-06		양배추		8Kg		9,623	7,402	5,268	3,244
평균						10,495	7,759	5,390	3,042

시금치

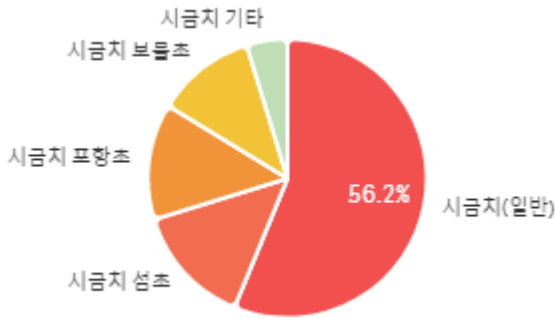
주간 반입량(톤)

◆ 2026 ● 2025 ▲ 평년

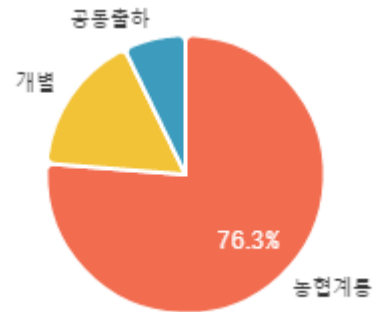


구분	금주(A)	전주(B)	전월(C)	전년(D)	평년(E)	A/B	A/C	A/D	A/E
물량(톤)	715	665	543	490	629	107.5%	131.7%	145.8%	113.7%

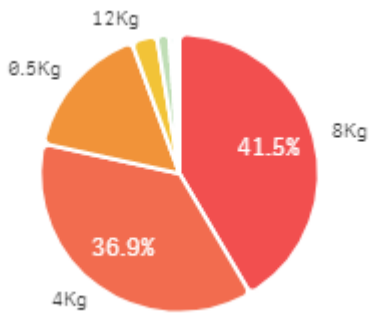
출하 품종별 거래물량 구성비



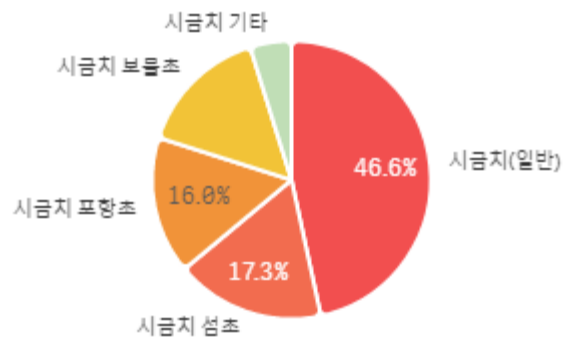
출하자별 거래물량 구성비



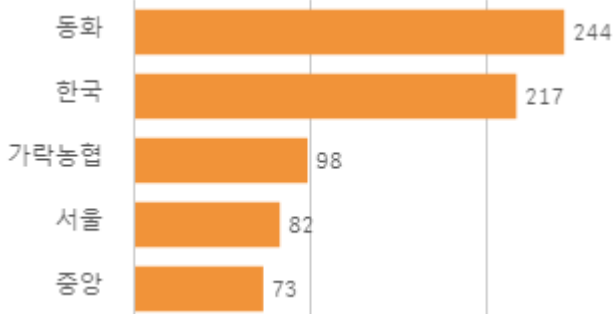
거래 단량별 물량 구성비



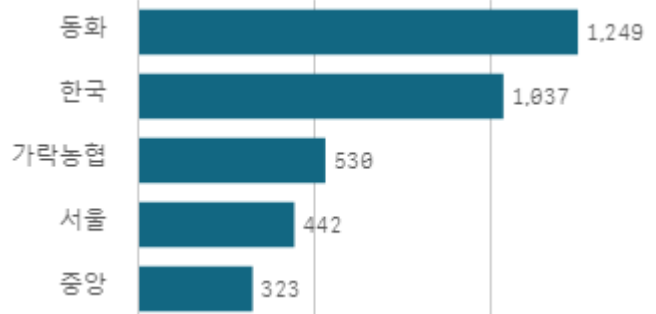
출하 품종별 거래금액 구성비



도매시장 법인별 거래물량(톤)

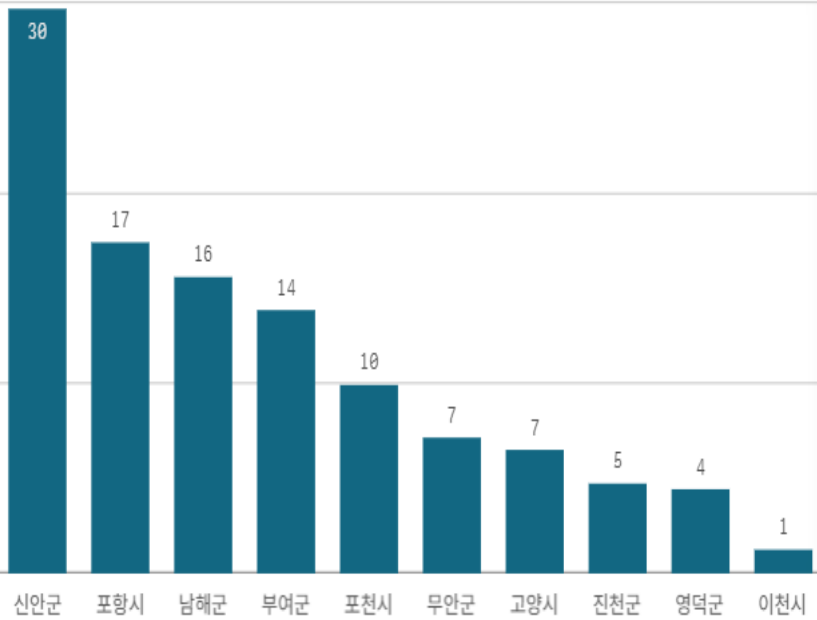


도매시장 법인별 거래금액(백만원)



시금치(4Kg)

산지별 거래물량(톤)



출하산지(개소)

30

출하건수(천건)

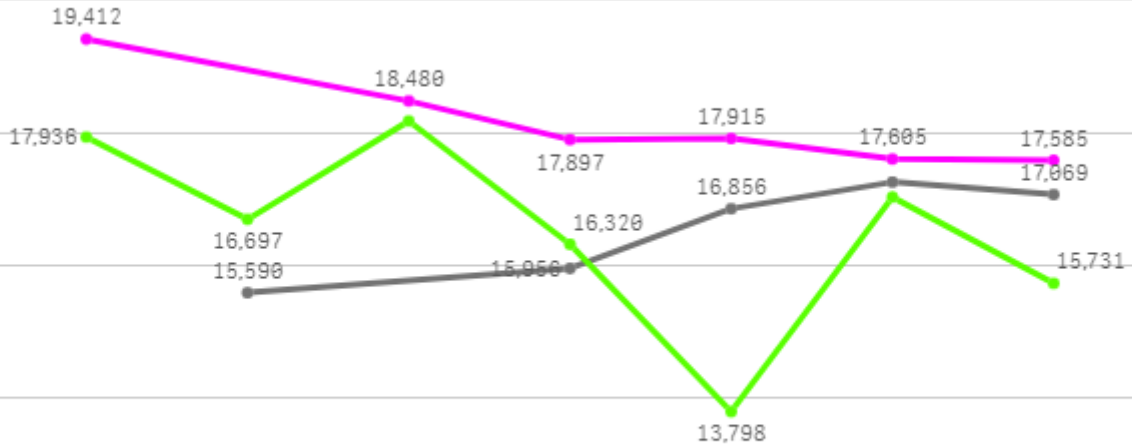
1

산지별 주출하 시군구



주간 도매가격(원)

● 2026 ● 2025 ● 평년



01/31 02/01 02/02 02/03 02/04 02/05 02/06

구분	금주(A)	전주(B)	전월(C)	전년(D)	평년(E)	A/B	A/C	A/D	A/E
가격(원)	18,149	17,153	16,536	16,546	17,868	105.8%	109.8%	109.7%	101.6%

※ 상품 가격 기준

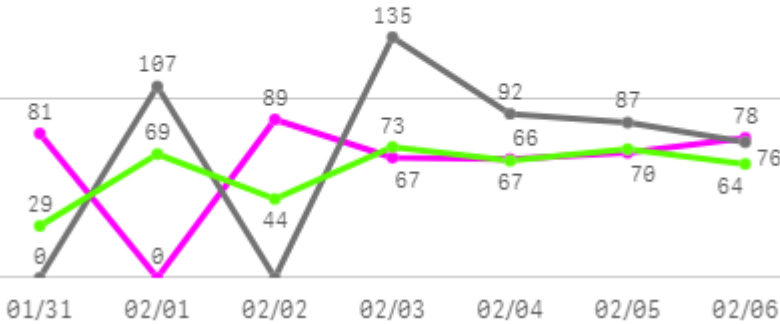
□ 시금치(4Kg) 주간 가격

구분	Q	품종	Q	단량	Q	특	상	보통	하
2026-01-31		시금치		4Kg		22,241	19,412	17,039	13,619
2026-02-02		시금치		4Kg		21,703	18,480	15,812	12,656
2026-02-03		시금치		4Kg		22,238	17,897	14,369	12,391
2026-02-04		시금치		4Kg		21,777	17,915	14,825	12,416
2026-02-05		시금치		4Kg		21,503	17,605	15,053	12,737
2026-02-06		시금치		4Kg		20,033	17,585	15,616	12,183
평균						21,583	18,149	15,452	12,667

상추

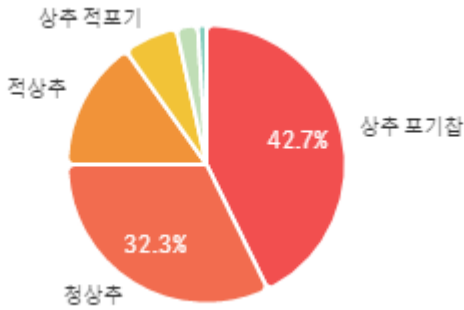
주간 반입량(톤)

◆ 2026 ● 2025 ▲ 평년

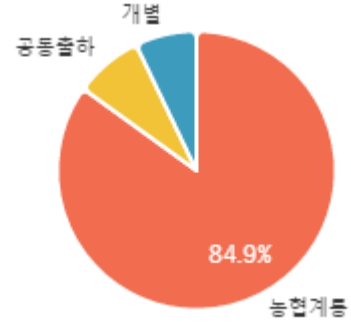


구분	금주(A)	전주(B)	전월(C)	전년(D)	평년(E)	A/B	A/C	A/D	A/E
물량(톤)	452	414	369	497	419	109.2%	122.6%	91.0%	107.8%

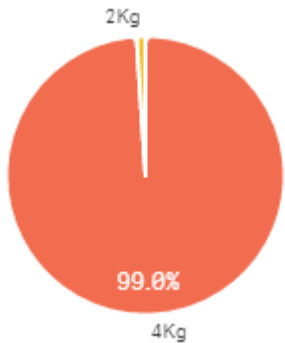
출하 품종별 거래물량 구성비



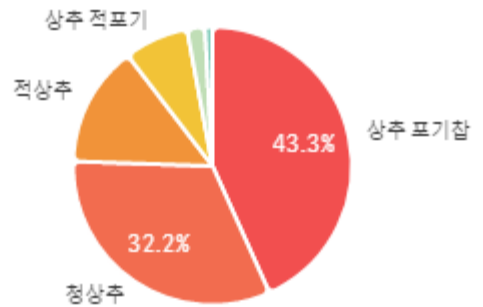
출하자별 거래물량 구성비



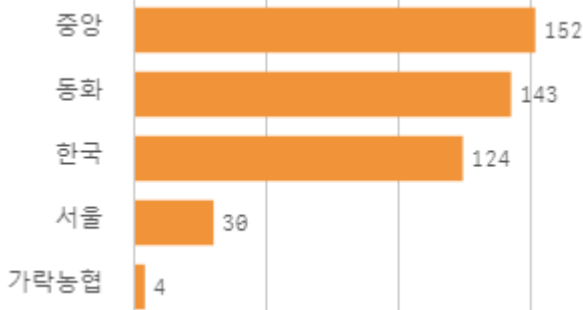
거래 단량별 물량 구성비



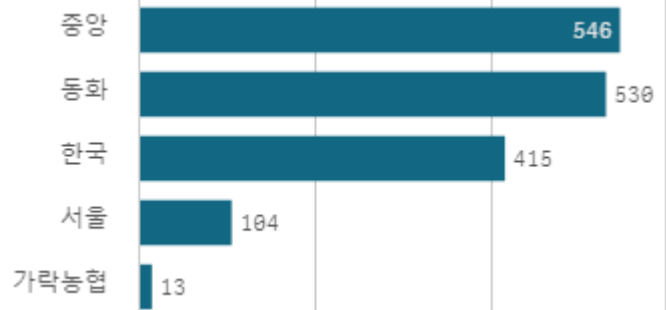
출하 품종별 거래금액 구성비



도매시장 법인별 거래물량(톤)

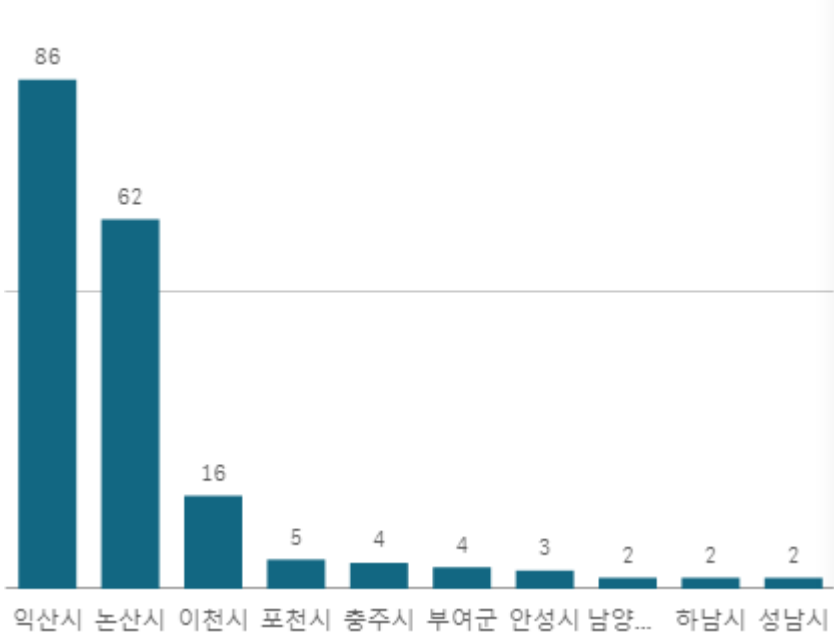


도매시장 법인별 거래금액(백만원)



상추 포기잡(4Kg)

산지별 거래물량(톤)



출하산지(개소)

23

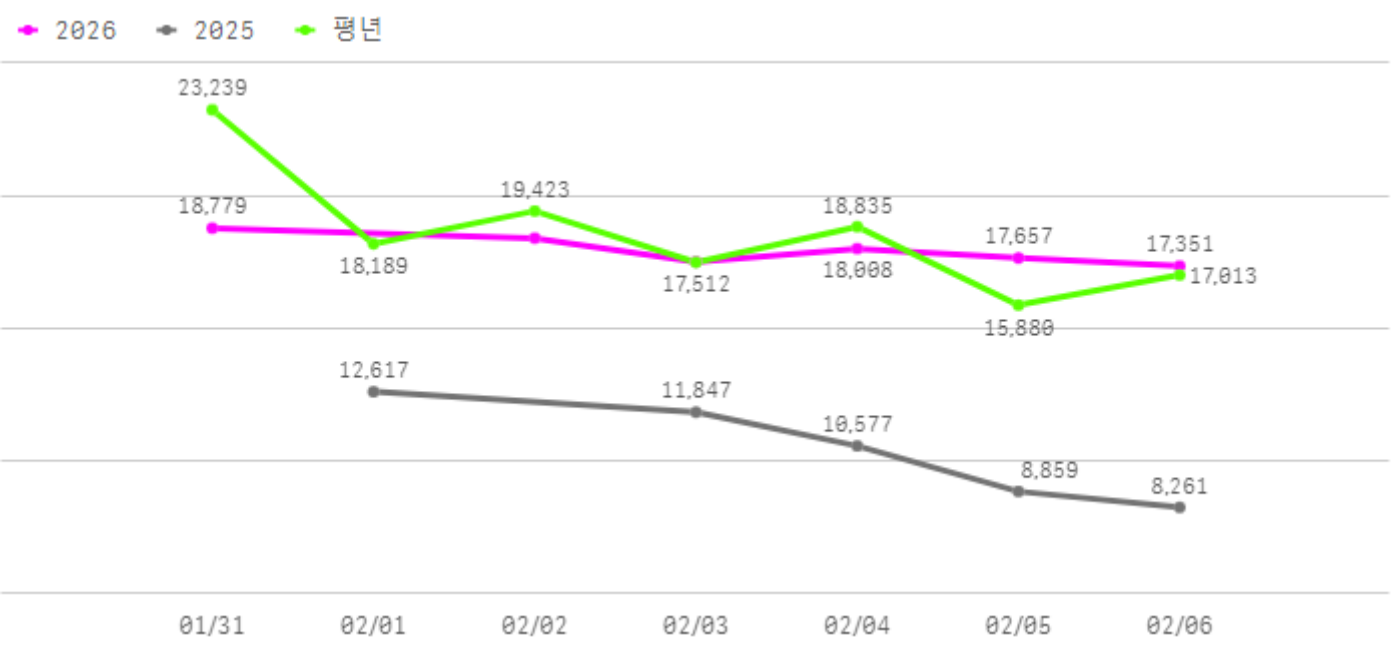
출하건수(천건)

2

산지별 주출하 시군구



주간 도매가격(원)



구분	금주(A)	전주(B)	전월(C)	전년(D)	평년(E)	A/B	A/C	A/D	A/E
가격(원)	17,952	23,001	40,168	10,432	18,243	78.0%	44.7%	172.1%	98.4%

※ 상품 가격 기준

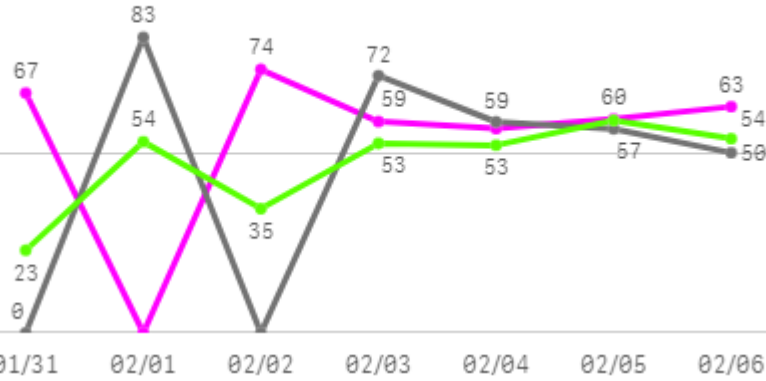
□ 상추 포기잡(4Kg) 주간 가격

구분	Q	품종	Q	단량	Q	특	상	보통	하
2026-01-31		상추 포기잡		4Kg		-	18,779	15,608	12,189
2026-02-02		상추 포기잡		4Kg		-	18,404	15,235	12,600
2026-02-03		상추 포기잡		4Kg		-	17,512	14,335	11,683
2026-02-04		상추 포기잡		4Kg		-	18,008	14,819	11,691
2026-02-05		상추 포기잡		4Kg		-	17,657	14,425	11,632
2026-02-06		상추 포기잡		4Kg		-	17,351	13,902	11,642
평균						-	17,952	14,721	11,906

부추

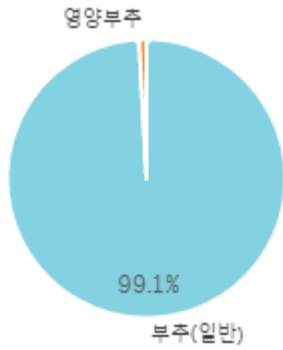
주간 반입량(톤)

◆ 2026 ● 2025 ▲ 평년

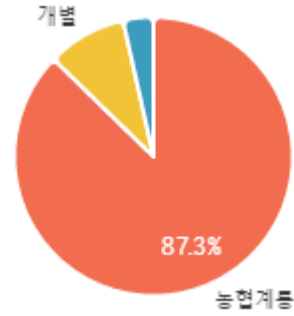


구분	금주(A)	전주(B)	전월(C)	전년(D)	평년(E)	A/B	A/C	A/D	A/E
물량(톤)	381	350	344	322	318	108.7%	110.6%	118.4%	119.8%

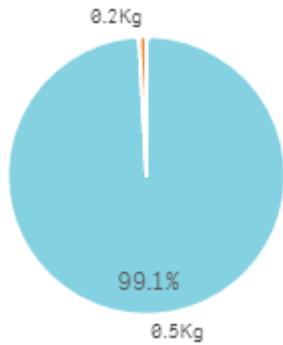
출하 품종별 거래물량 구성비



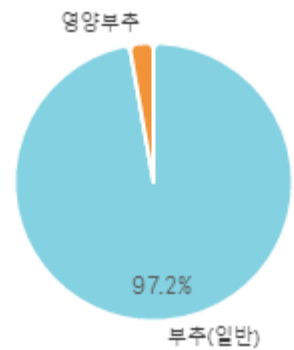
출하자별 거래물량 구성비



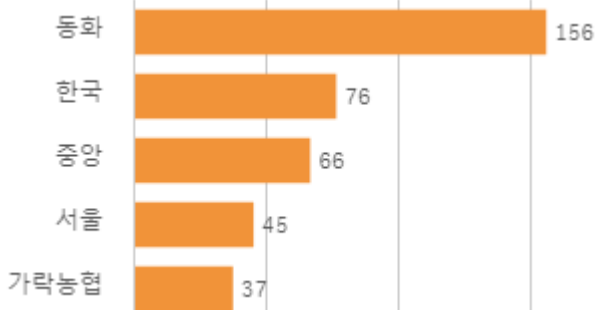
거래 단량별 물량 구성비



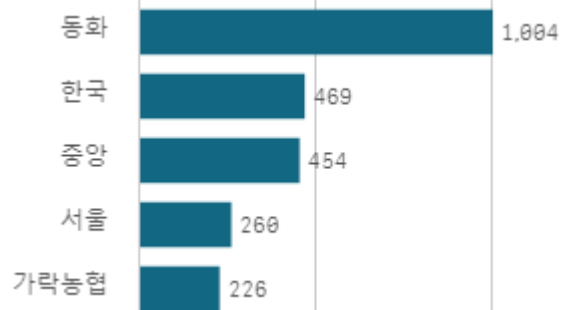
출하 품종별 거래금액 구성비



도매시장 법인별 거래물량(톤)

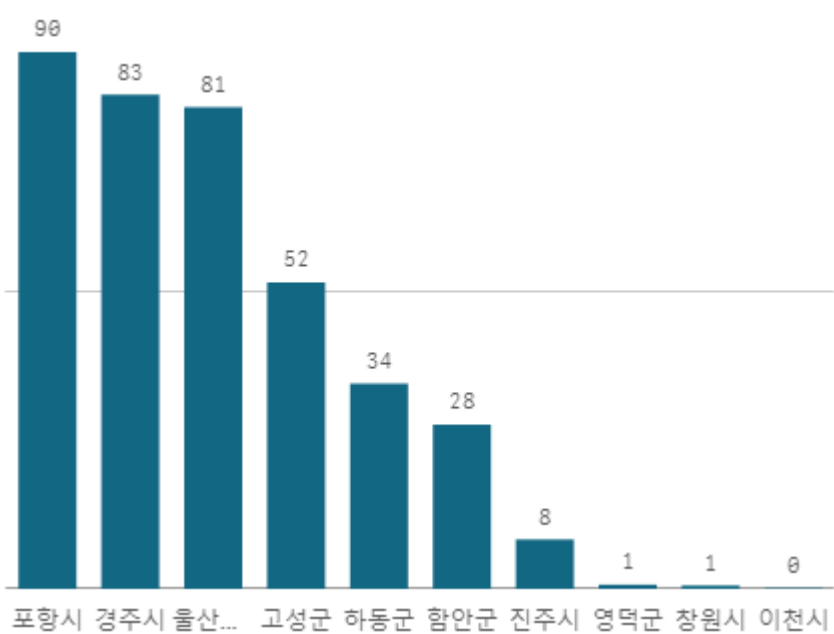


도매시장 법인별 거래금액(백만원)



부추(일반) (0.5Kg)

산지별 거래물량(톤)



출하산지(개소)

10

출하건수(전건)

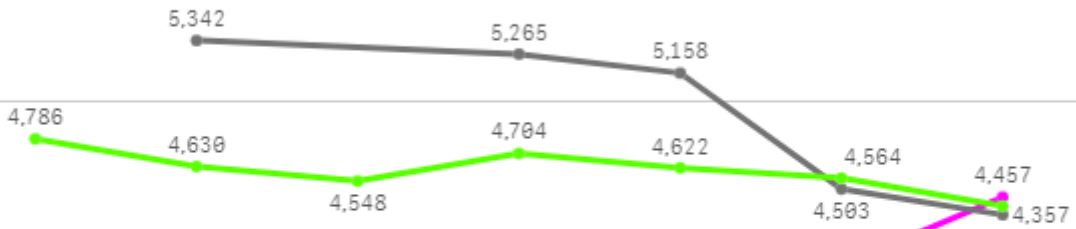
3

산지별 주출하 시군구



주간 도매가격(원)

● 2026 ● 2025 ● 평년



01/31 02/01 02/02 02/03 02/04 02/05 02/06

구분	금주(A)	전주(B)	전월(C)	전년(D)	평년(E)	A/B	A/C	A/D	A/E
가격(원)	3,852	3,215	2,824	4,925	4,588	119.8%	136.4%	78.2%	84.0%

※ 상품 가격 기준

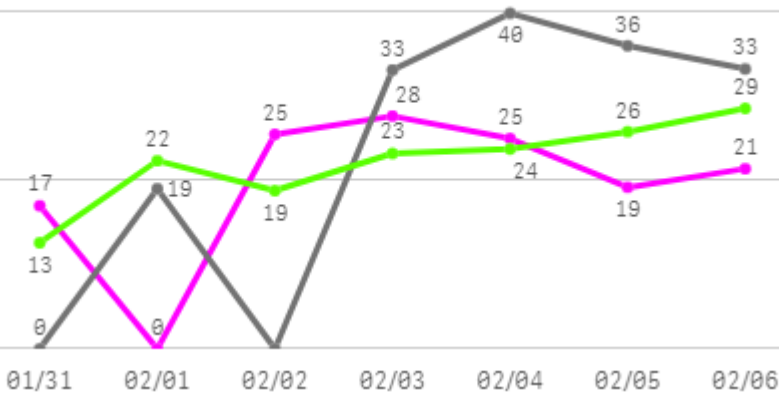
□ 부추(일반)(0.5Kg) 주간 가격

구분	Q	품종	Q	단량	Q	특	상	보통	하
2026-01-31		부추(일반)		0.5Kg		-	3,750	3,023	2,371
2026-02-02		부추(일반)		0.5Kg		-	3,494	2,945	2,344
2026-02-03		부추(일반)		0.5Kg		-	3,581	2,983	2,440
2026-02-04		부추(일반)		0.5Kg		-	3,758	3,187	2,599
2026-02-05		부추(일반)		0.5Kg		-	4,072	3,547	2,865
2026-02-06		부추(일반)		0.5Kg		-	4,457	3,831	3,041
평균						-	3,852	3,253	2,610

열무

주간 반입량(톤)

◆ 2026 ● 2025 ▲ 평년

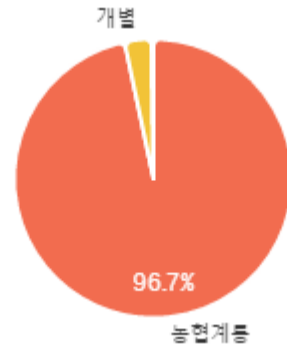


구분	금주(A)	전주(B)	전월(C)	전년(D)	평년(E)	A/B	A/C	A/D	A/E
물량(톤)	136	99	88	161	144	137.2%	154.5%	84.1%	94.4%

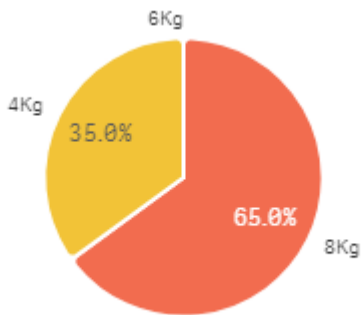
출하 품종별 거래물량 구성비



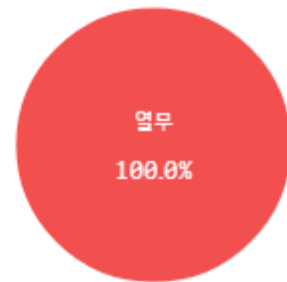
출하자별 거래물량 구성비



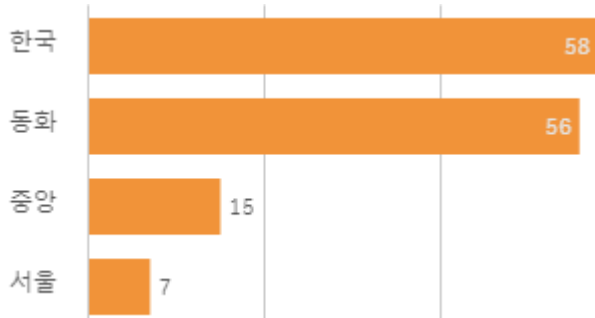
거래 단량별 물량 구성비



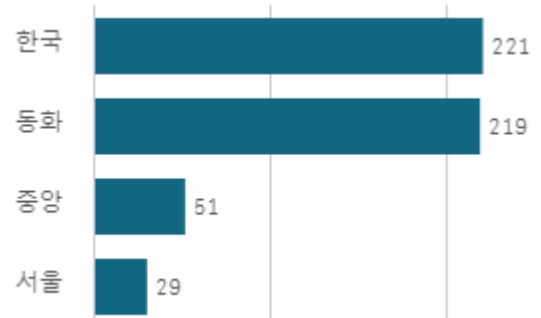
출하 품종별 거래금액 구성비



도매시장 법인별 거래물량(톤)

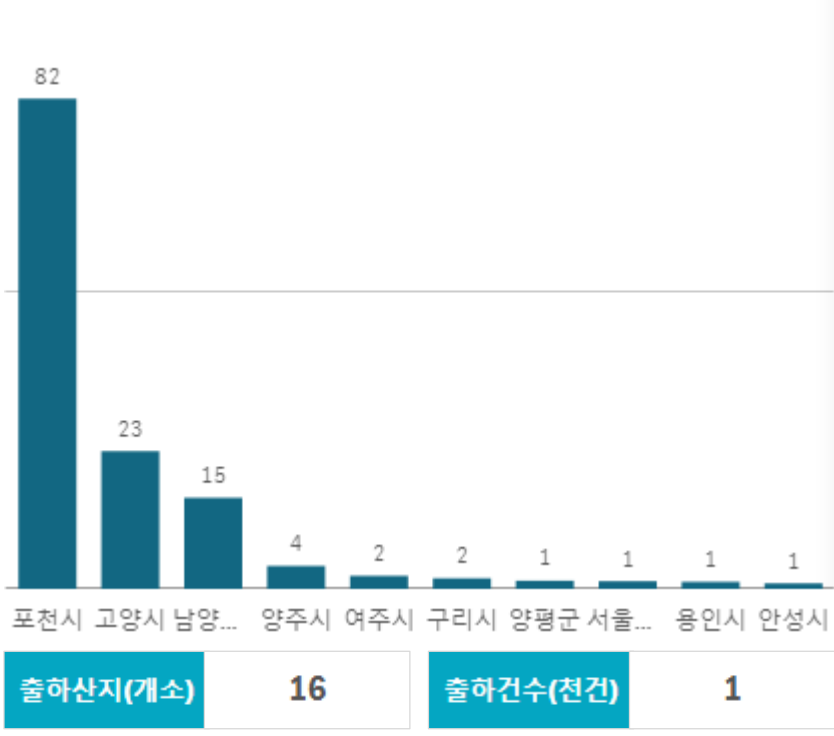


도매시장 법인별 거래금액(백만원)



열무(4Kg)

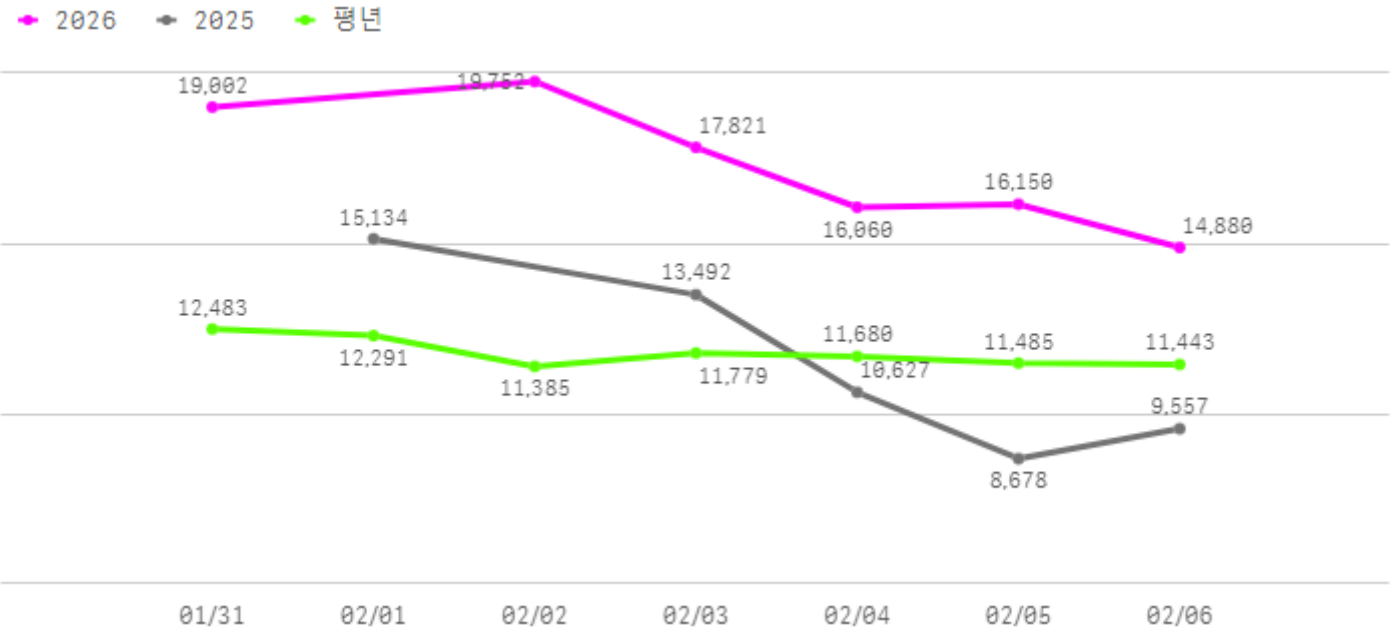
산지별 거래물량(톤)



산지별 주출하 시군구



주간 도매가격(원)



구분	금주(A)	전주(B)	전월(C)	전년(D)	평년(E)	A/B	A/C	A/D	A/E
가격(원)	17,278	17,615	20,804	11,498	13,567	98.1%	83.1%	150.3%	127.3%

※ 상품 가격 기준

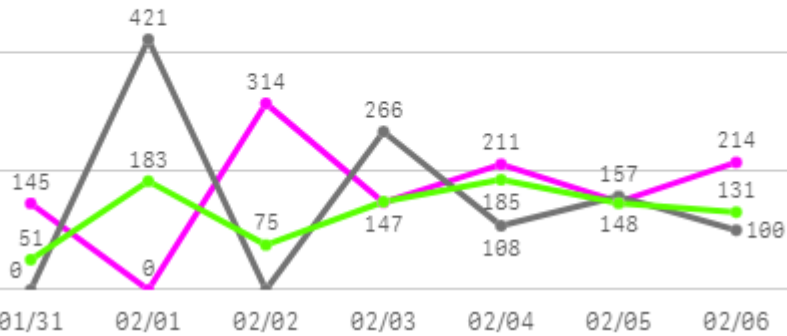
□ 열무(4Kg) 주간 가격

구분	Q	품종	Q	단량	Q	특	상	보통	하
2026-01-31		열무		4Kg		-	19,002	15,647	12,762
2026-02-02		열무		4Kg		-	19,752	15,876	12,449
2026-02-03		열무		4Kg		-	17,821	15,091	12,344
2026-02-04		열무		4Kg		-	16,060	13,611	9,744
2026-02-05		열무		4Kg		-	16,150	13,054	9,289
2026-02-06		열무		4Kg		-	14,880	12,228	9,438
평균						-	17,278	14,251	11,004

오이

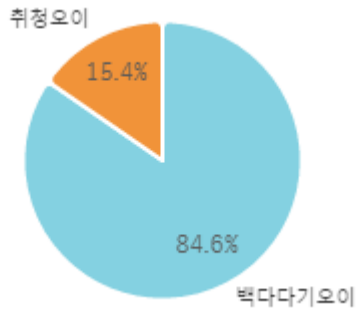
주간 반입량(톤)

◆ 2026 ● 2025 ▲ 평년

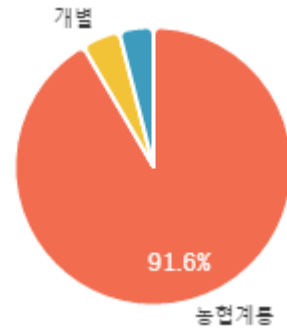


구분	금주(A)	전주(B)	전월(C)	전년(D)	평년(E)	A/B	A/C	A/D	A/E
물량(톤)	1,180	985	906	1,053	973	119.8%	130.2%	112.0%	121.3%

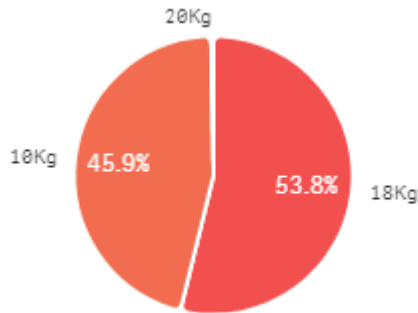
출하 품종별 거래물량 구성비



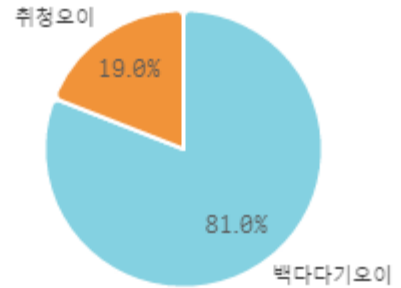
출하자별 거래물량 구성비



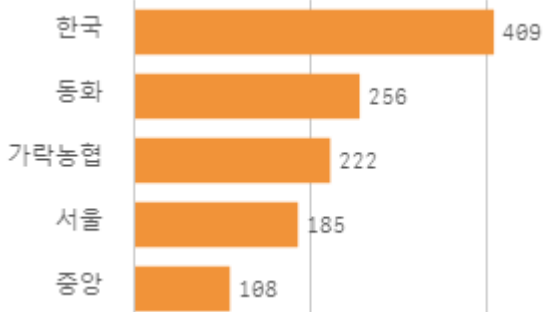
거래 단량별 물량 구성비



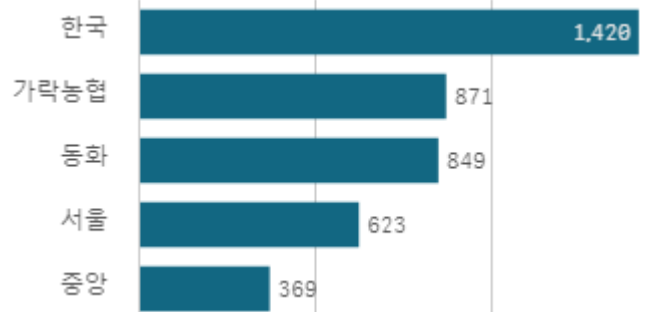
출하 품종별 거래금액 구성비



도매시장 법인별 거래물량(톤)

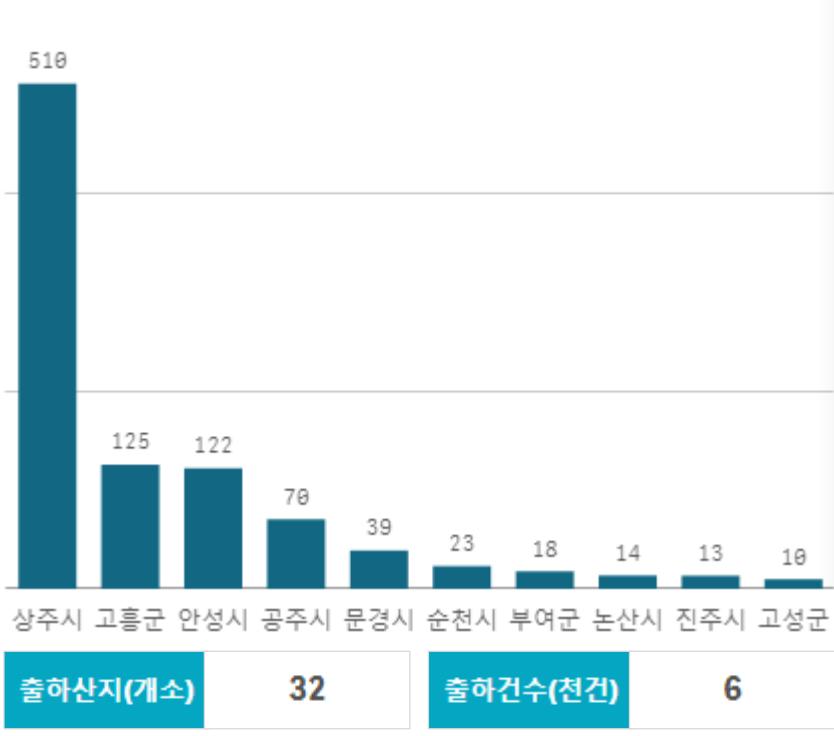


도매시장 법인별 거래금액(백만원)



백다다기오이(100개)

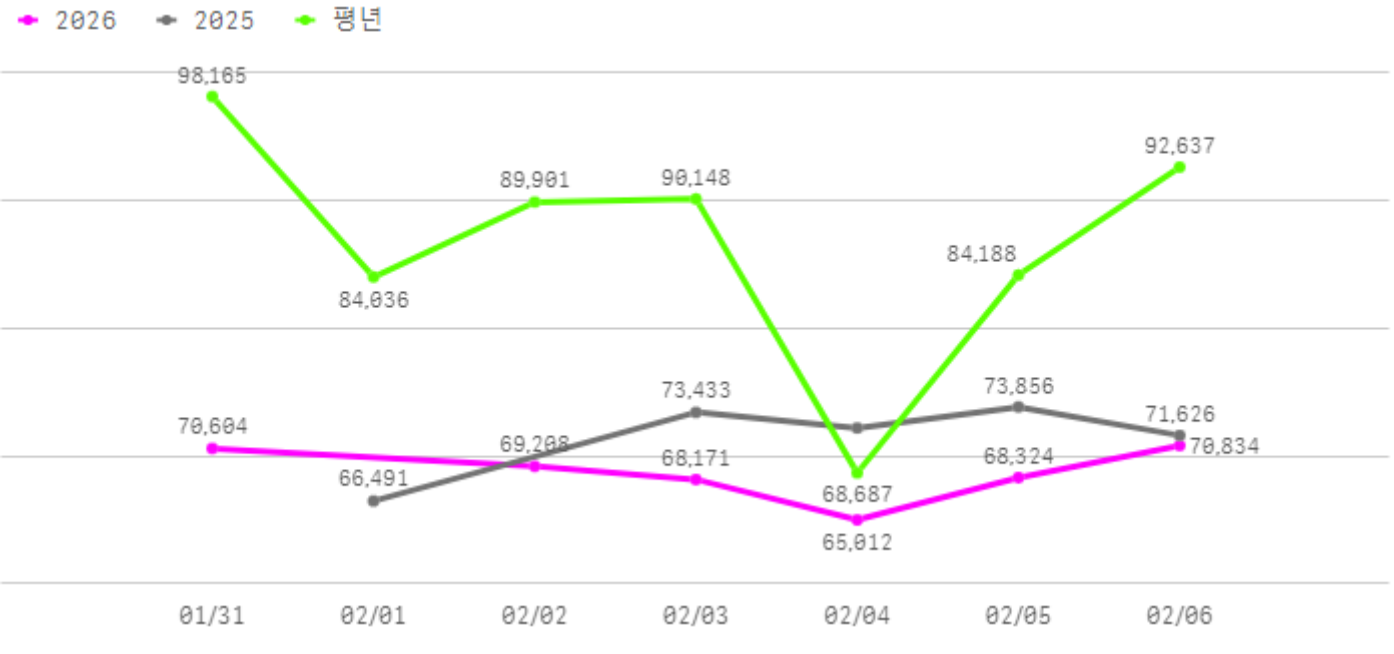
산지별 거래물량(톤)



산지별 주출하 시군구



주간 도매가격(원)



구분	금주(A)	전주(B)	전월(C)	전년(D)	평년(E)	A/B	A/C	A/D	A/E
가격(원)	68,692	65,752	82,466	71,523	83,948	104.5%	83.3%	96.0%	81.8%

※ 상품 가격 기준

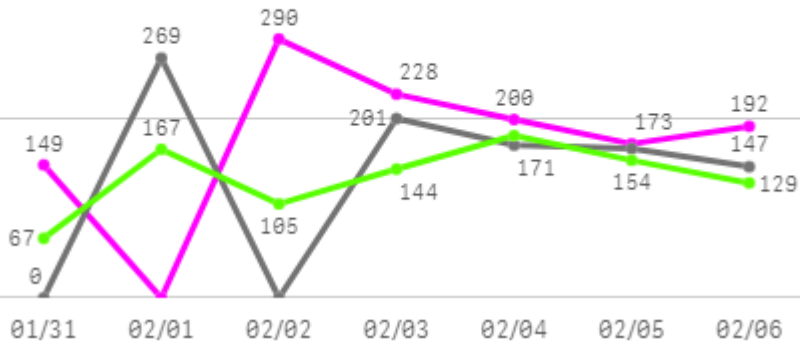
□ 백다다기오이(100개) 주간 가격

구분	Q	품종	Q	단량	Q	특	상	보통	하
2026-01-31		백다다기오이		100개		98,391	70,604	54,613	44,011
2026-02-02		백다다기오이		100개		99,504	69,208	54,127	45,557
2026-02-03		백다다기오이		100개		95,714	68,171	52,082	43,384
2026-02-04		백다다기오이		100개		86,119	65,012	52,816	43,866
2026-02-05		백다다기오이		100개		85,908	68,324	54,128	45,195
2026-02-06		백다다기오이		100개		87,738	70,834	56,193	45,921
평균						92,229	68,692	53,993	44,656

호박

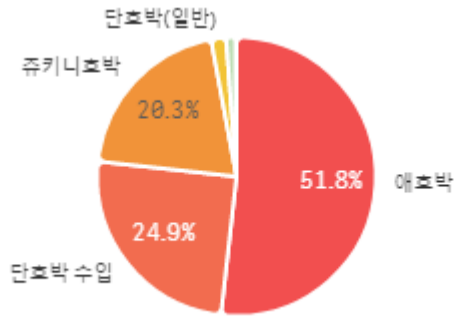
주간 반입량(톤)

2026 (파란색 선) 2025 (회색 선) 평년 (초록색 선)

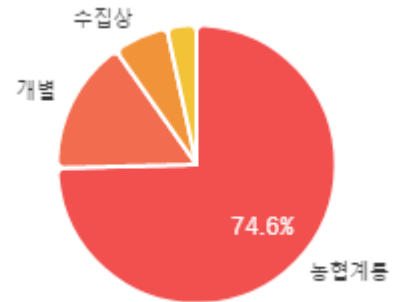


구분	금주(A)	전주(B)	전월(C)	전년(D)	평년(E)	A/B	A/C	A/D	A/E
물량(톤)	1,233	1,178	894	955	947	104.7%	137.9%	129.0%	130.1%

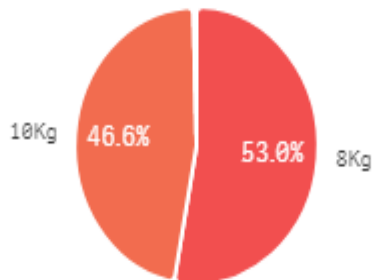
출하 품종별 거래물량 구성비



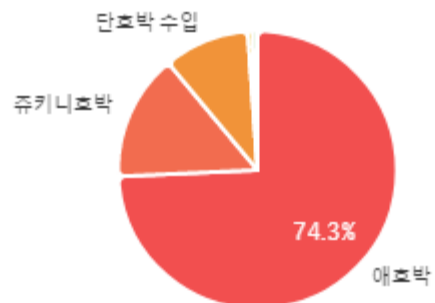
출하자별 거래물량 구성비



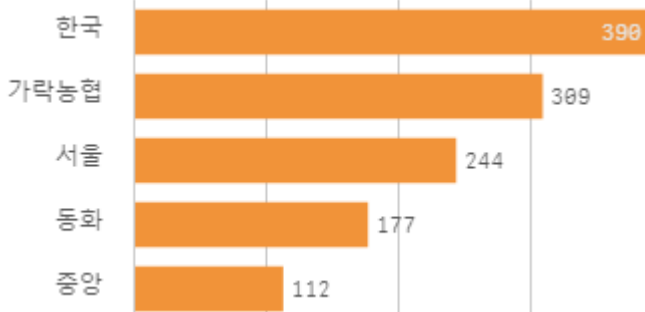
거래 단량별 물량 구성비



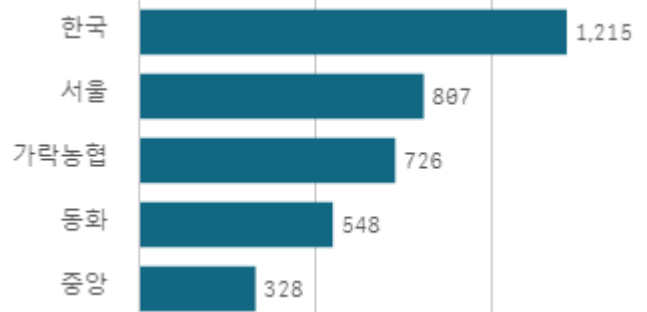
출하 품종별 거래금액 구성비



도매시장 법인별 거래물량(톤)

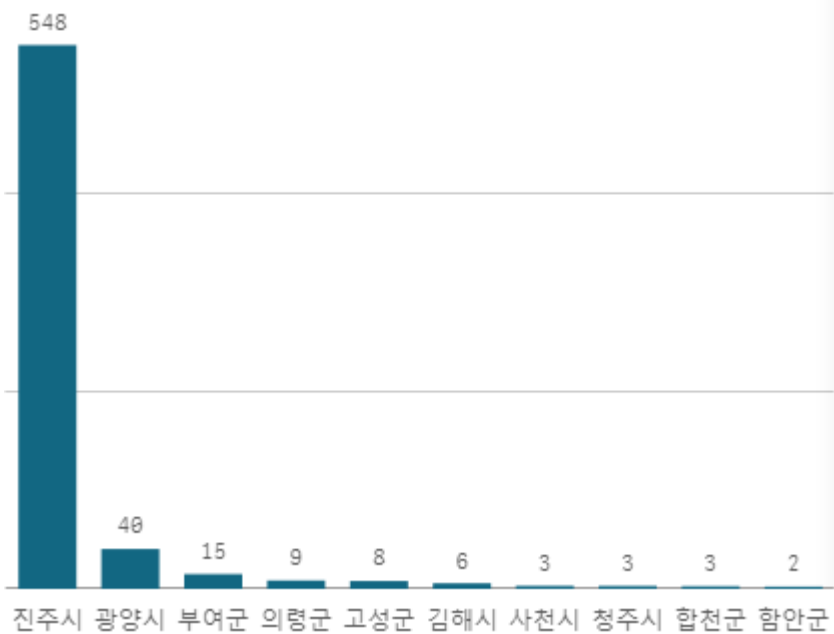


도매시장 법인별 거래금액(백만원)



애호박(20개)

산지별 거래물량(톤)



출하산지(개소)

15

출하건수(천건)

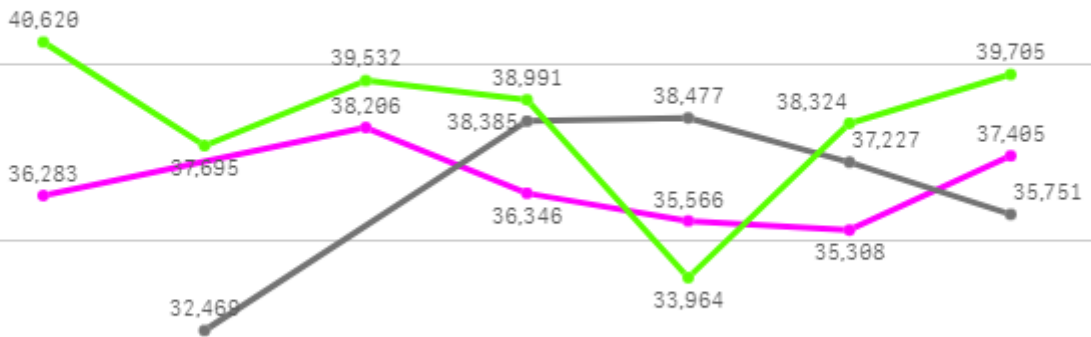
4

산지별 주출하 시군구



주간 도매가격(원)

◆ 2026 ● 2025 ◆ 평년



01/31 02/01 02/02 02/03 02/04 02/05 02/06

구분	금주(A)	전주(B)	전월(C)	전년(D)	평년(E)	A/B	A/C	A/D	A/E
가격(원)	36,519	34,679	29,989	36,462	37,902	105.3%	121.8%	100.2%	96.4%

※ 상품 가격 기준

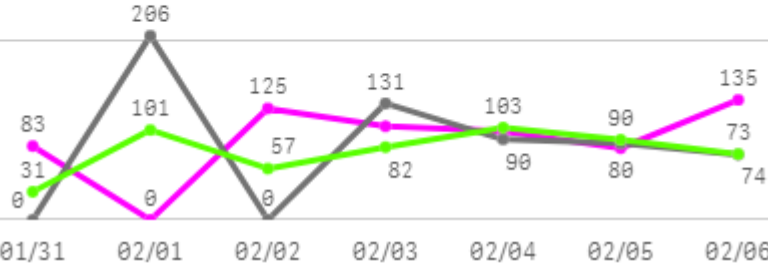
□ 애호박(20개) 주간 가격

구분	Q	품종	Q	단량	Q	특	상	보통	하
2026-01-31		애호박		20개		40,660	36,283	33,302	27,252
2026-02-02		애호박		20개		41,139	38,206	35,582	29,488
2026-02-03		애호박		20개		38,518	36,346	33,987	28,543
2026-02-04		애호박		20개		38,340	35,566	32,458	26,898
2026-02-05		애호박		20개		38,415	35,308	32,665	26,469
2026-02-06		애호박		20개		40,099	37,405	34,019	28,277
평균						39,529	36,519	33,669	27,821

토마토

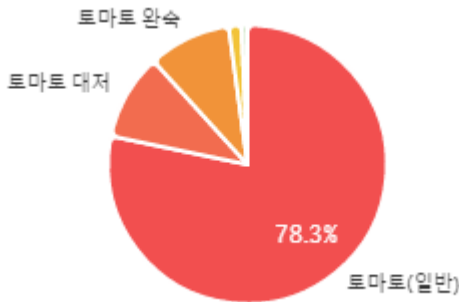
주간 반입량(톤)

◆ 2026 ● 2025 ▲ 평년

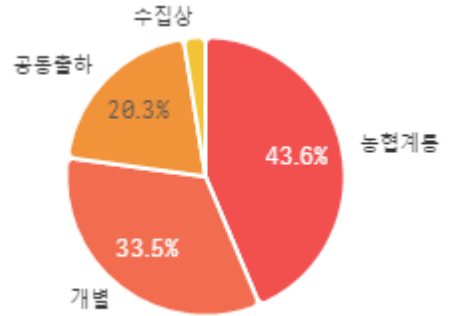


구분	금주(A)	전주(B)	전월(C)	전년(D)	평년(E)	A/B	A/C	A/D	A/E
물량(톤)	627	596	643	586	536	105.2%	97.4%	106.9%	116.8%

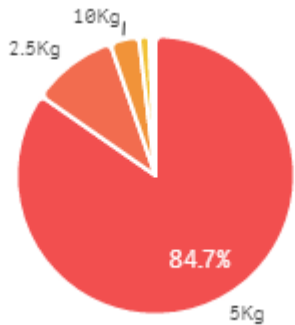
출하 품종별 거래물량 구성비



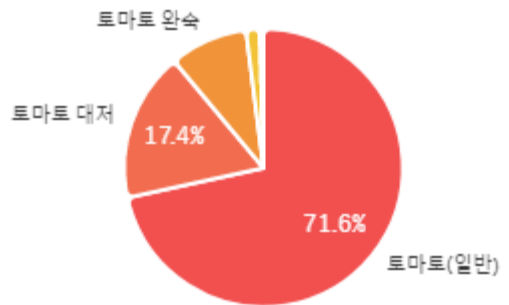
출하자별 거래물량 구성비



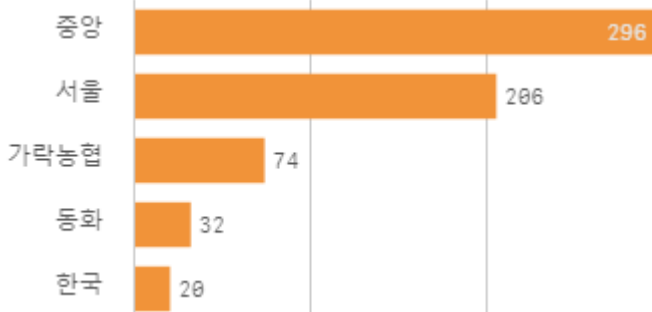
거래 단량별 물량 구성비



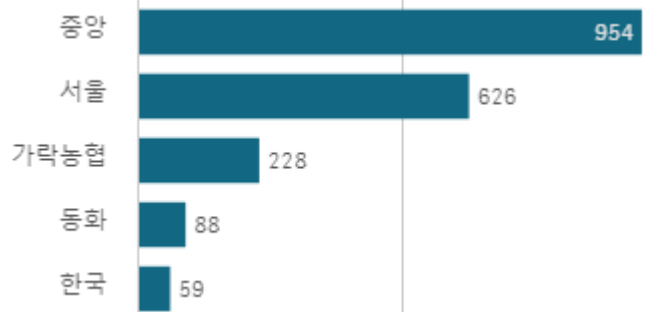
출하 품종별 거래금액 구성비



도매시장 법인별 거래물량(톤)

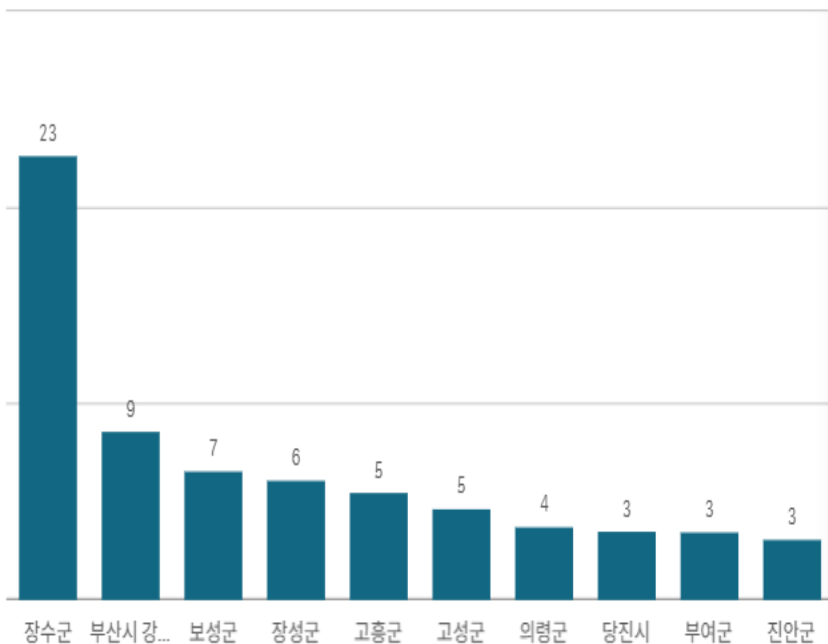


도매시장 법인별 거래금액(백만원)



토마토(5Kg)

산지별 거래물량(톤)



출하산지(개소)

26

출하건수(천건)

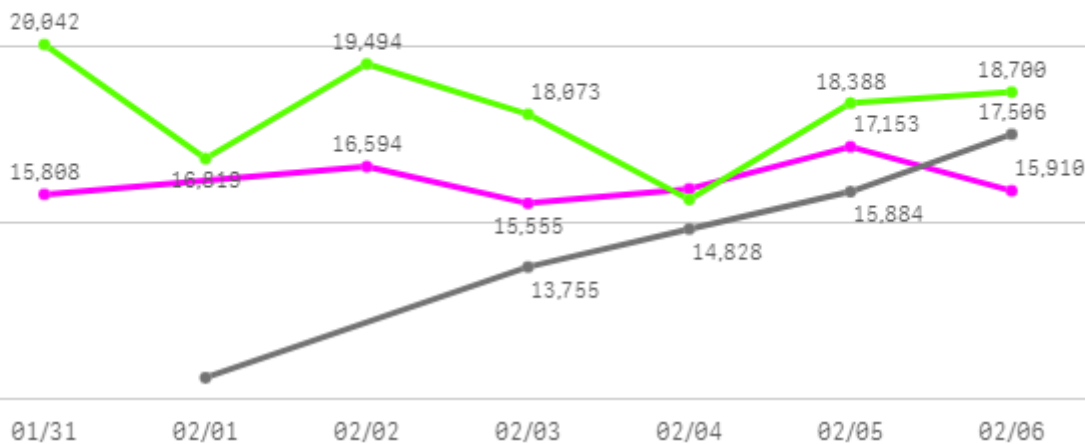
1

산지별 주출하 시군구



주간 도매가격(원)

◆ 2026 ● 2025 ◆ 평년



구분	금주(A)	전주(B)	전월(C)	전년(D)	평년(E)	A/B	A/C	A/D	A/E
가격(원)	16,164	15,374	13,174	14,520	18,151	105.1%	122.7%	111.3%	89.1%

※ 상품 가격 기준

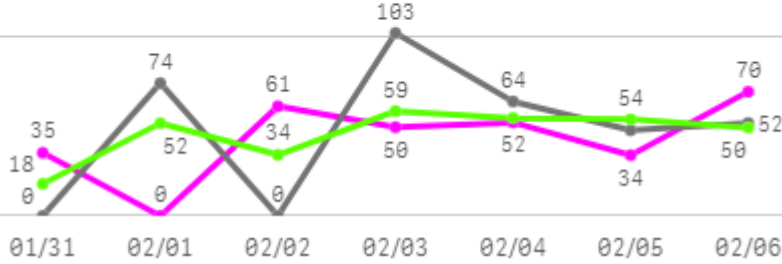
□ 토마토(5Kg) 주간 가격

구분	Q	품종	Q	단량	Q	특	상	보통	하
2026-01-31		토마토		5Kg		17,414	15,808	13,870	9,738
2026-02-02		토마토		5Kg		17,741	16,594	14,843	11,802
2026-02-03		토마토		5Kg		17,000	15,555	13,649	10,739
2026-02-04		토마토		5Kg		17,246	15,964	13,852	9,850
2026-02-05		토마토		5Kg		18,913	17,153	14,667	11,867
2026-02-06		토마토		5Kg		17,548	15,910	13,923	10,670
평균						17,644	16,164	14,134	10,778

방울토마토

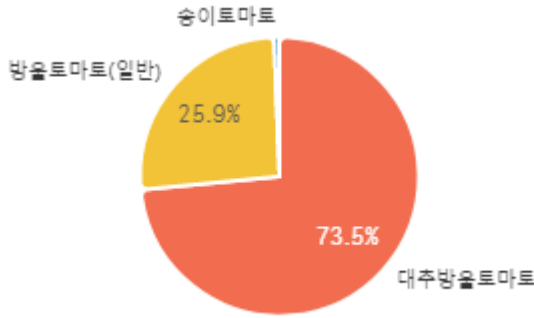
주간 반입량(톤)

◆ 2026 ● 2025 ▲ 평년

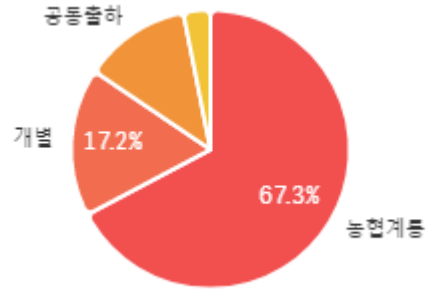


구분	금주(A)	전주(B)	전월(C)	전년(D)	평년(E)	A/B	A/C	A/D	A/E
물량(톤)	302	294	281	341	303	103.0%	107.5%	88.7%	99.9%

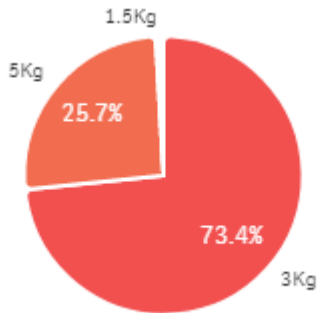
출하 품종별 거래물량 구성비



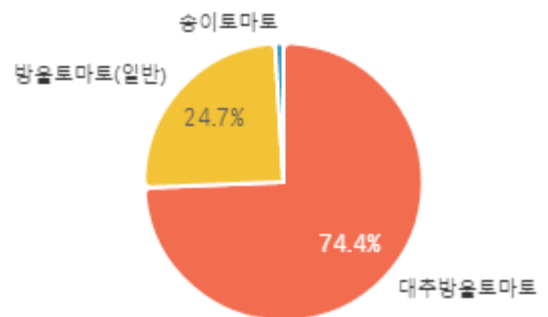
출하자별 거래물량 구성비



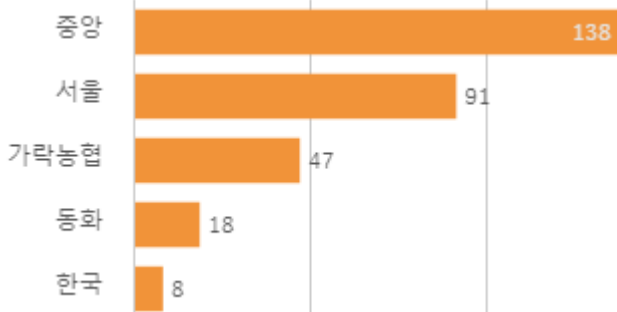
거래 단량별 물량 구성비



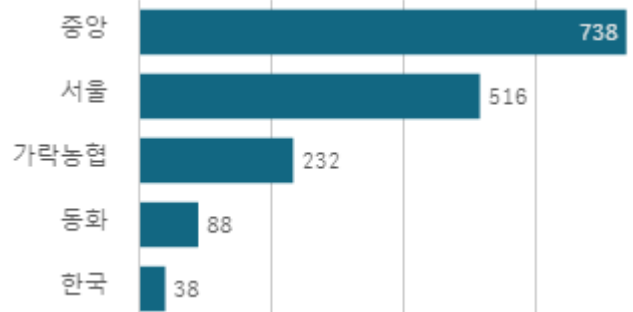
출하 품종별 거래금액 구성비



도매시장 법인별 거래물량(톤)

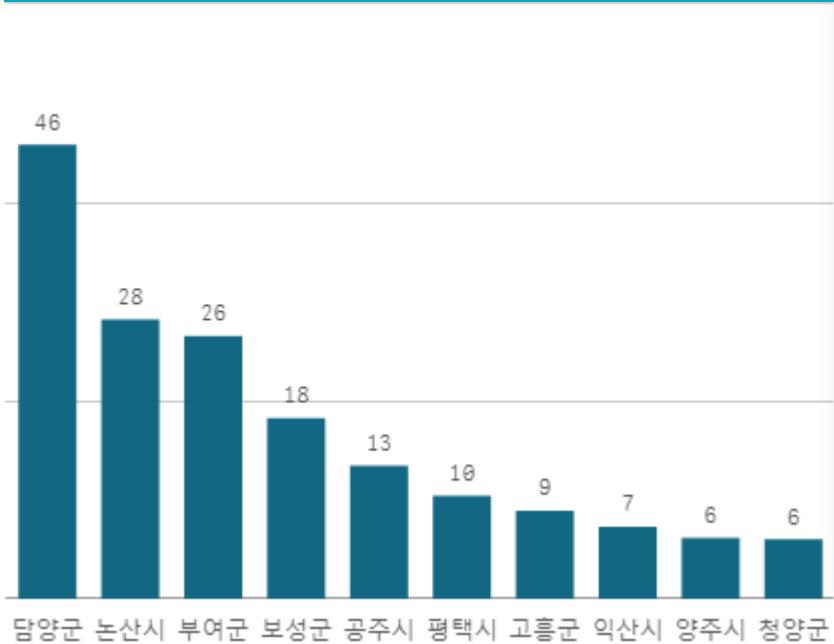


도매시장 법인별 거래금액(백만원)



대추방울토마토(3Kg)

산지별 거래물량(톤)



출하산지(개소)

48

출하건수(천건)

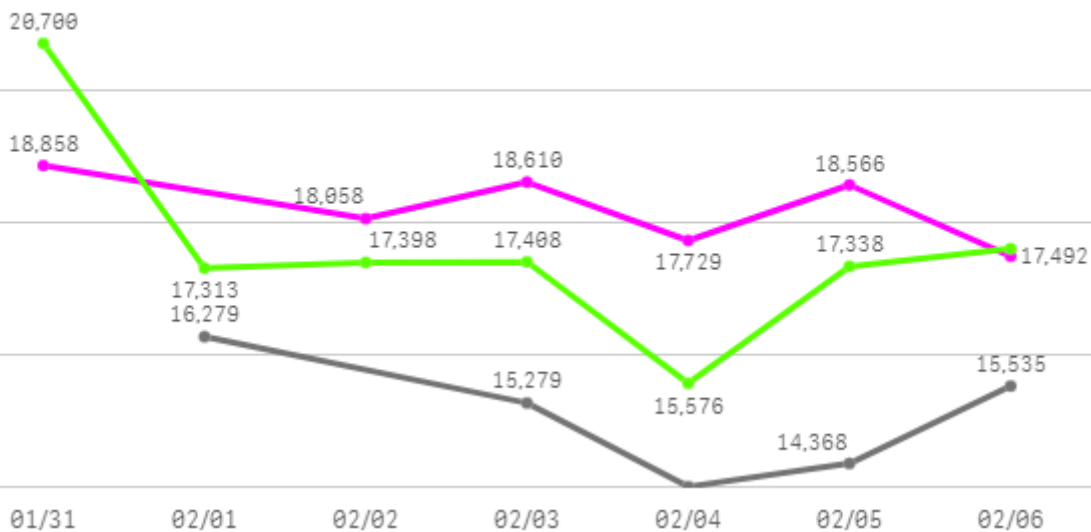
3

산지별 주출하 시군구



주간 도매가격(원)

◆ 2026 ● 2025 ◆ 평년



구분	금주(A)	전주(B)	전월(C)	전년(D)	평년(E)	A/B	A/C	A/D	A/E
가격(원)	18,219	17,764	18,914	15,096	18,609	102.6%	96.3%	120.7%	97.9%

※ 상품 가격 기준

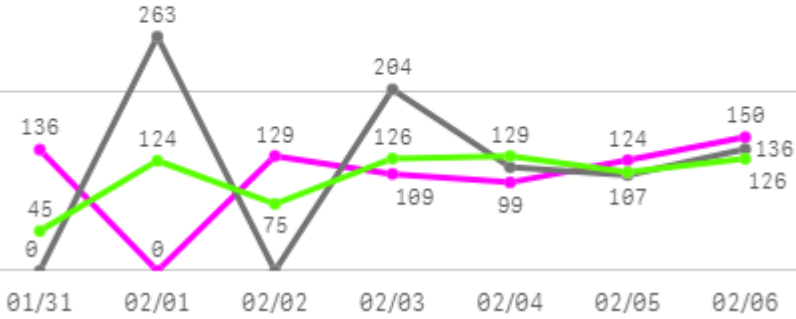
□ 대추방울토마토(3Kg) 주간 가격

구분	Q	품종	Q	단량	Q	특	상	보통	하
2026-01-31		대추방울토마토		3Kg		25,265	18,858	16,008	11,045
2026-02-02		대추방울토마토		3Kg		25,382	18,058	16,140	13,108
2026-02-03		대추방울토마토		3Kg		29,904	18,610	15,749	12,251
2026-02-04		대추방울토마토		3Kg		26,251	17,729	15,256	12,198
2026-02-05		대추방울토마토		3Kg		22,591	18,566	15,823	13,537
2026-02-06		대추방울토마토		3Kg		23,302	17,492	15,330	11,999
평균						25,449	18,219	15,718	12,356

딸기

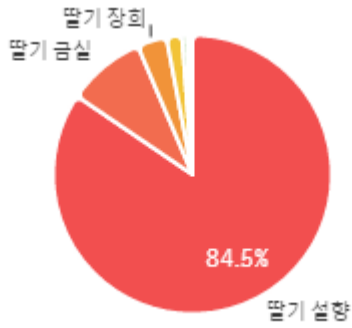
주간 반입량(톤)

◆ 2026 ● 2025 ▲ 평년

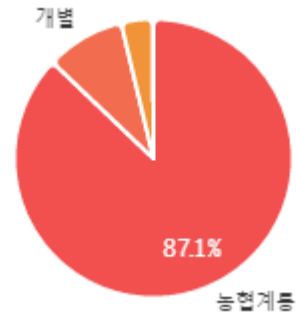


구분	금주(A)	전주(B)	전월(C)	전년(D)	평년(E)	A/B	A/C	A/D	A/E
물량(톤)	746	639	634	826	697	116.8%	117.7%	90.3%	107.2%

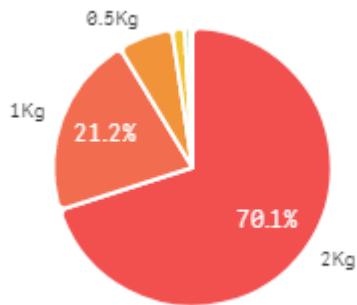
출하 품종별 거래물량 구성비



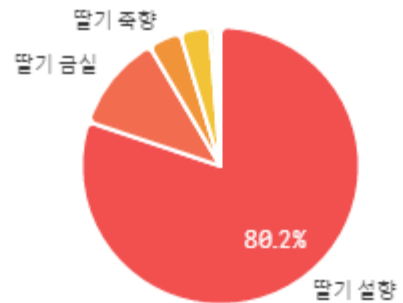
출하자별 거래물량 구성비



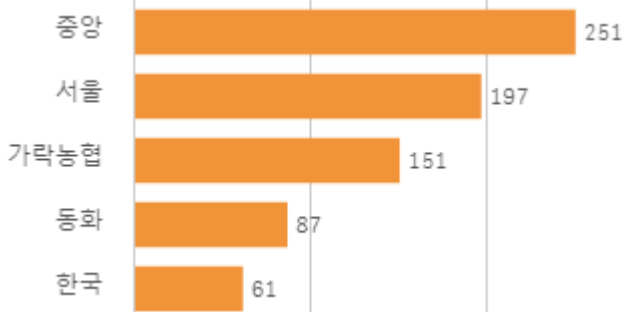
거래 단량별 물량 구성비



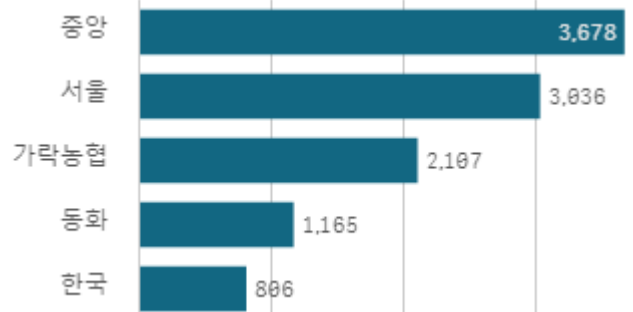
출하 품종별 거래금액 구성비



도매시장 법인별 거래물량(톤)

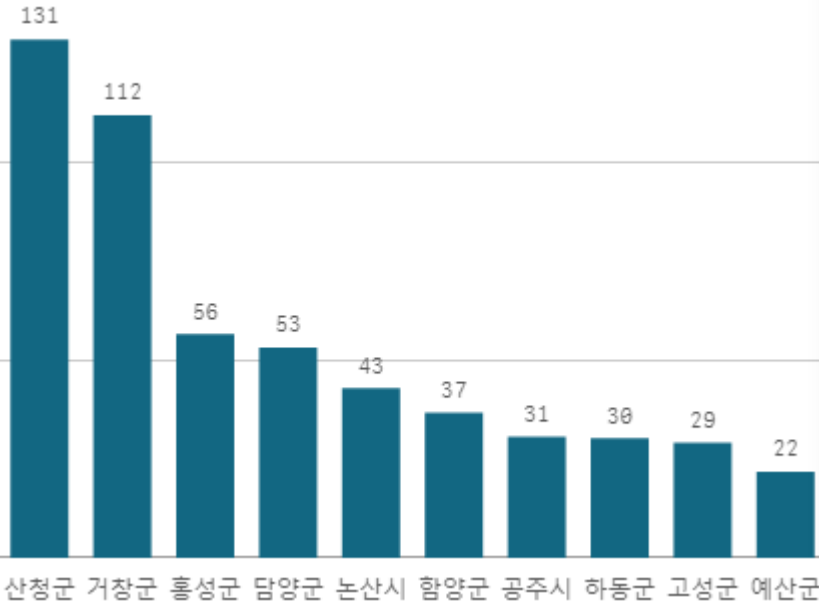


도매시장 법인별 거래금액(백만원)



딸기 설향(1Kg)

산지별 거래물량(톤)



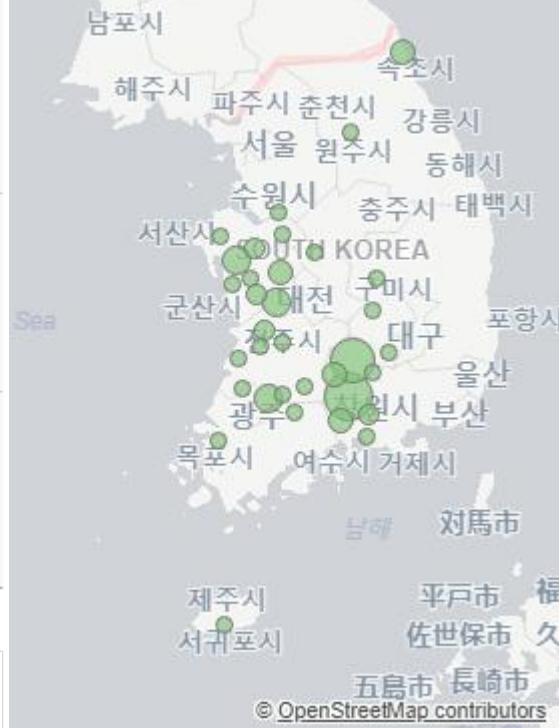
출하산지(개소)

35

출하건수(천건)

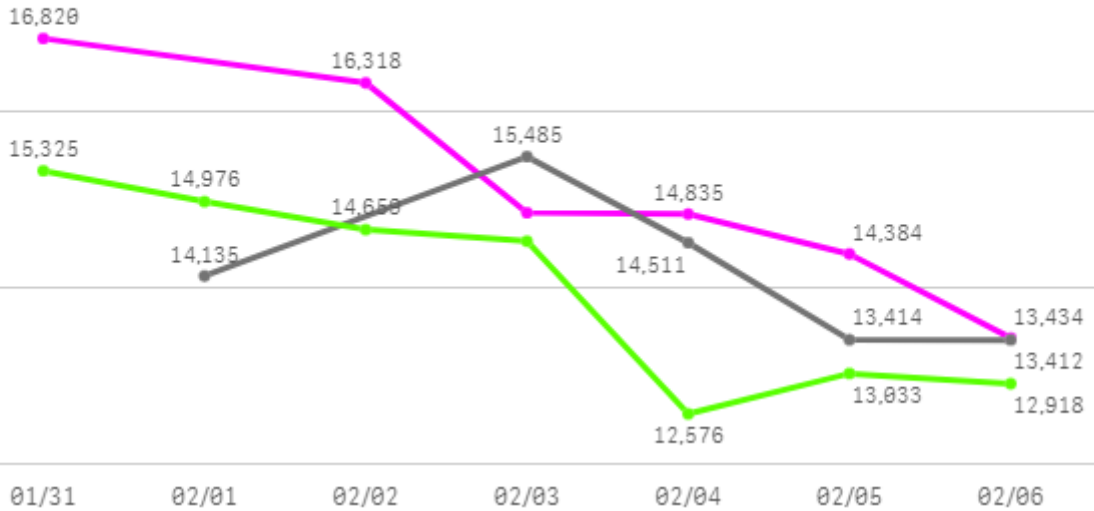
21

산지별 주출하 시군구



주간 도매가격(원)

◆ 2026 ● 2025 ◆ 평년



구분	금주(A)	전주(B)	전월(C)	전년(D)	평년(E)	A/B	A/C	A/D	A/E
가격(원)	15,107	19,436	23,814	14,191	14,726	77.7%	63.4%	106.5%	102.6%

※ 상품 가격 기준

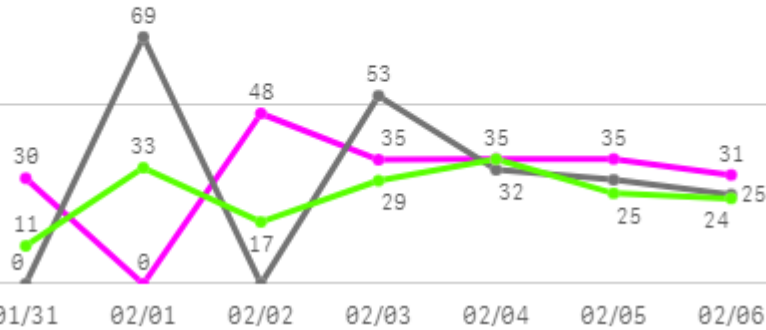
□ 딸기 설향(1Kg) 주간 가격

구분	Q	품종	Q	단량	Q	특	상	보통	하
2026-01-31		딸기 설향		1Kg		20,182	16,820	14,860	10,275
2026-02-02		딸기 설향		1Kg		20,455	16,318	13,556	9,777
2026-02-03		딸기 설향		1Kg		18,690	14,850	12,539	9,019
2026-02-04		딸기 설향		1Kg		18,080	14,835	12,587	10,017
2026-02-05		딸기 설향		1Kg		18,341	14,384	12,466	9,846
2026-02-06		딸기 설향		1Kg		17,437	13,434	11,184	8,449
평균						18,864	15,107	12,865	9,564

가지

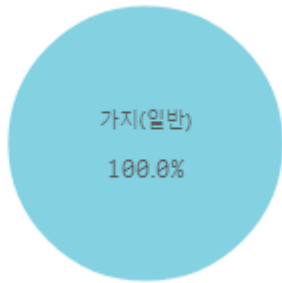
주간 반입량(톤)

◆ 2026 ● 2025 ▲ 평년

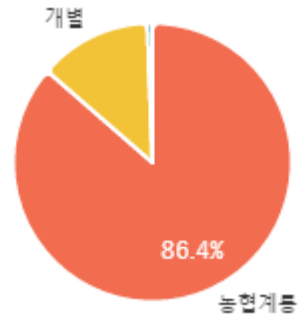


구분	금주(A)	전주(B)	전월(C)	전년(D)	평년(E)	A/B	A/C	A/D	A/E
물량(톤)	213	221	204	208	181	96.4%	104.2%	102.2%	117.6%

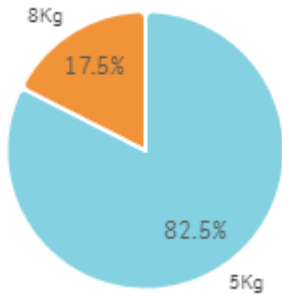
출하 품종별 거래물량 구성비



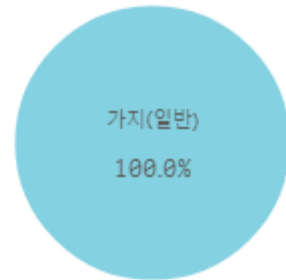
출하자별 거래물량 구성비



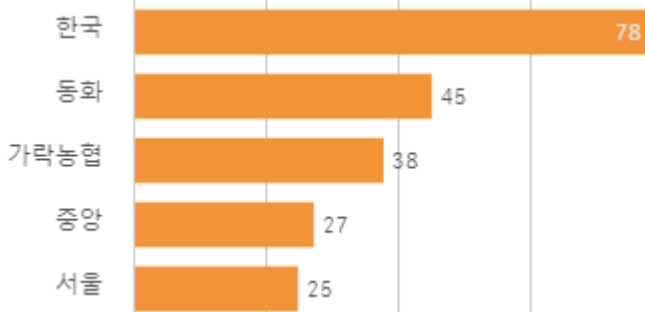
거래 단량별 물량 구성비



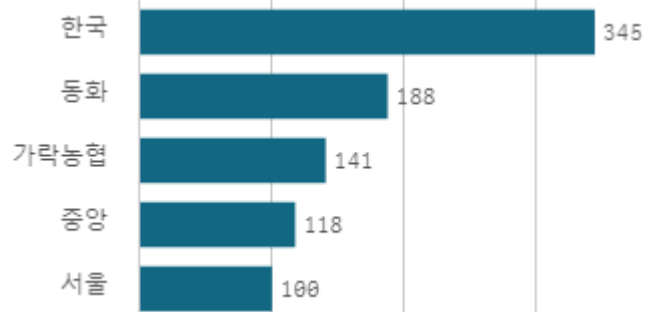
출하 품종별 거래금액 구성비



도매시장 법인별 거래물량(톤)

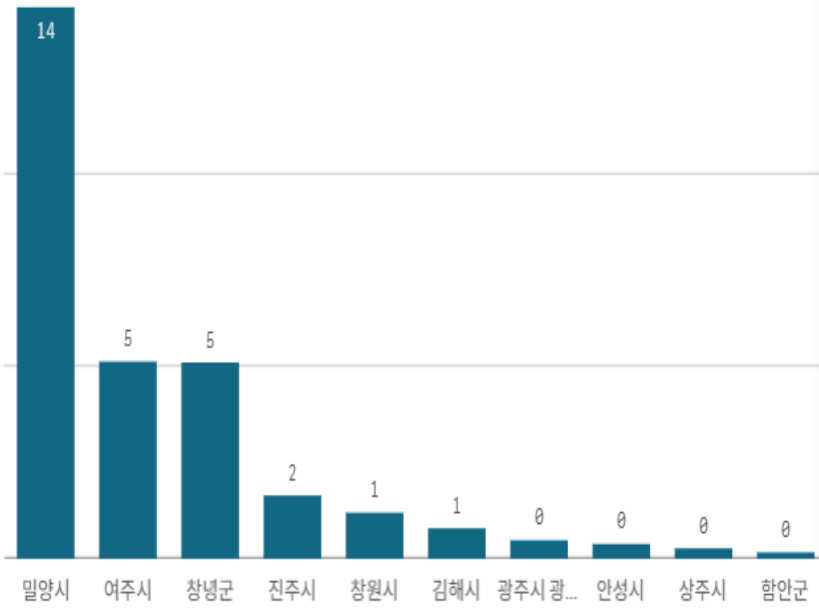


도매시장 법인별 거래금액(백만원)



가지(8Kg)

산지별 거래물량(톤)



출하산지(개소)

12

출하건수(천건)

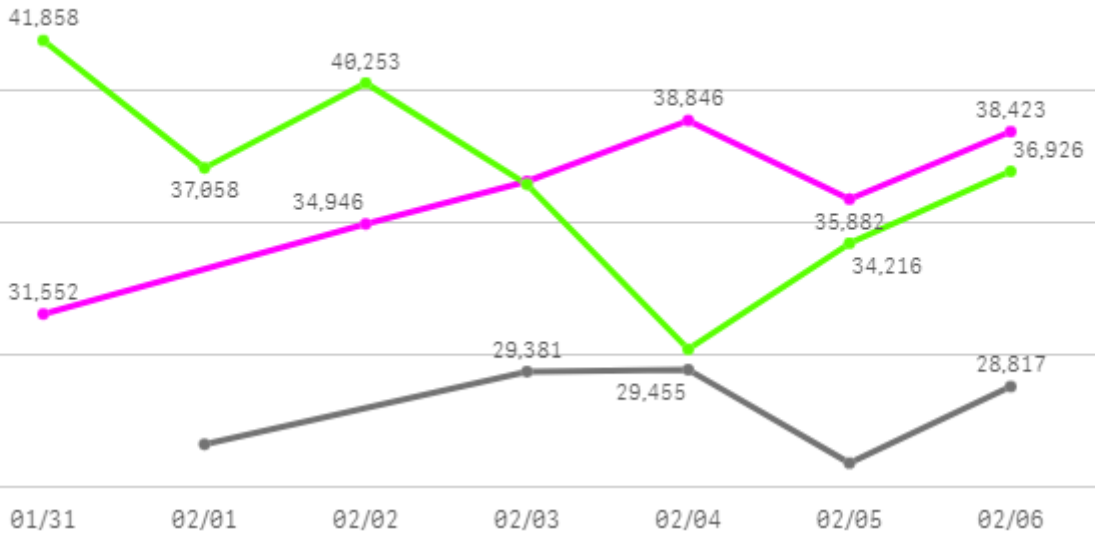
0

산지별 주출하 시군구



주간 도매가격(원)

● 2026 ● 2025 ● 평년



구분	금주(A)	전주(B)	전월(C)	전년(D)	평년(E)	A/B	A/C	A/D	A/E
가격(원)	36,033	34,140	47,075	28,046	35,763	105.5%	76.5%	128.5%	100.8%

※ 상품 가격 기준

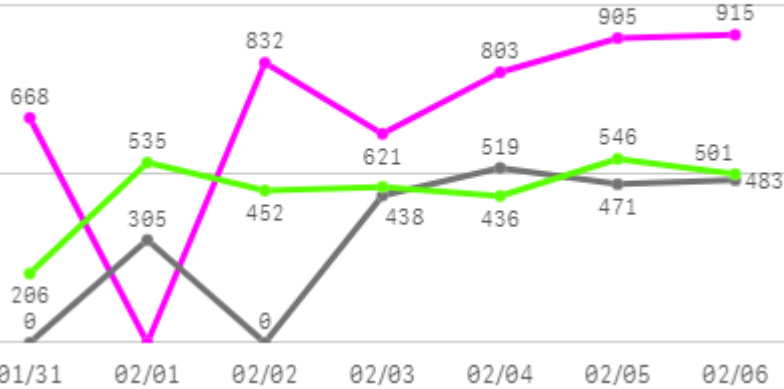
□ 가지(8Kg) 주간 가격

구분	Q	품종	Q	단량	Q	특	상	보통	하
2026-01-31		가지		8Kg		-	31,552	24,356	18,438
2026-02-02		가지		8Kg		-	34,946	29,128	17,510
2026-02-03		가지		8Kg		-	36,548	29,703	19,367
2026-02-04		가지		8Kg		-	38,846	29,039	19,031
2026-02-05		가지		8Kg		-	35,882	27,787	19,487
2026-02-06		가지		8Kg		-	38,423	32,356	24,054
평균						-	36,033	28,728	19,648

무

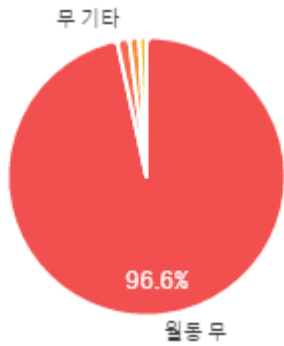
주간 반입량(톤)

◆ 2026 ● 2025 ▲ 평년

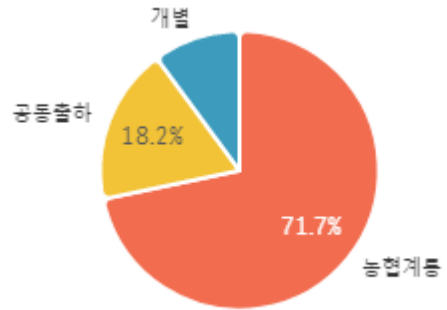


구분	금주(A)	전주(B)	전월(C)	전년(D)	평년(E)	A/B	A/C	A/D	A/E
물량(톤)	4,744	3,214	3,052	2,217	3,212	147.6%	155.4%	214.0%	147.7%

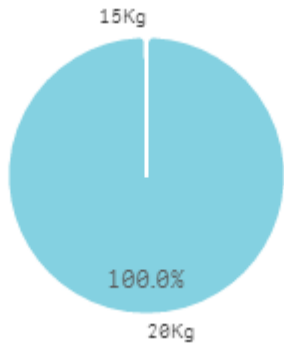
출하 품종별 거래물량 구성비



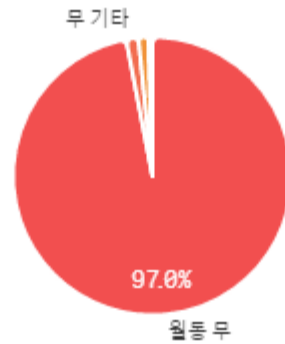
출하자별 거래물량 구성비



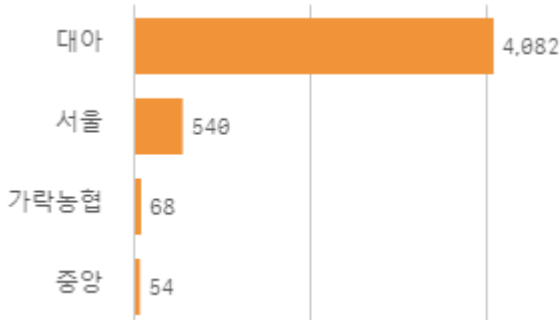
거래 단량별 물량 구성비



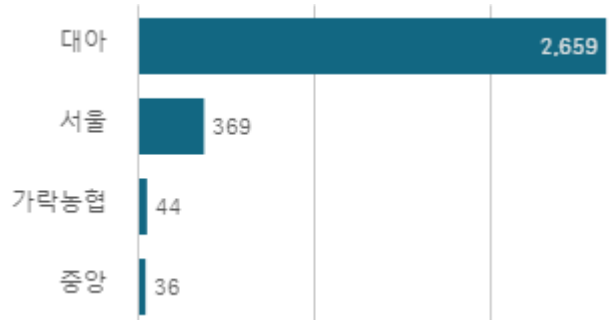
출하 품종별 거래금액 구성비



도매시장 법인별 거래물량(톤)

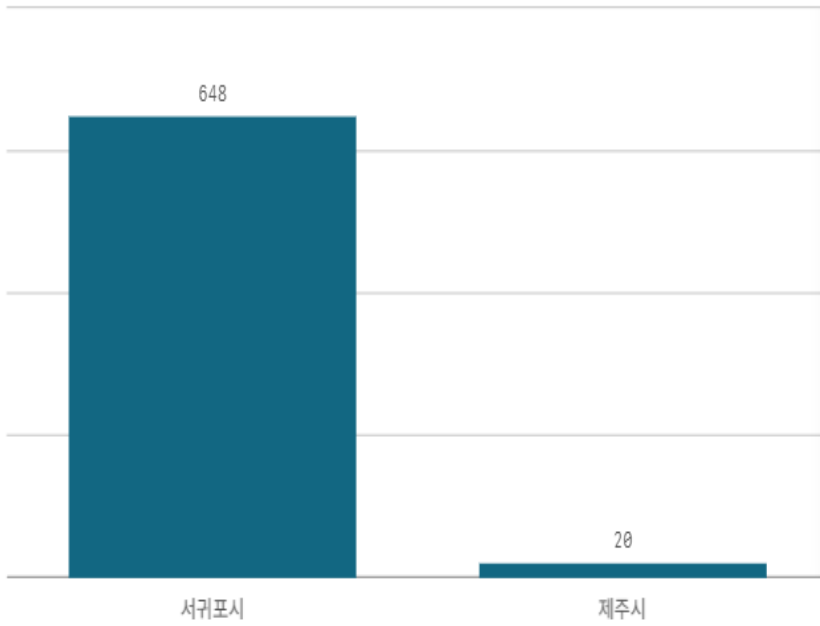


도매시장 법인별 거래금액(백만원)



무(20Kg)

산지별 거래물량(톤)



출하산지(개소)

2

출하건수(천건)

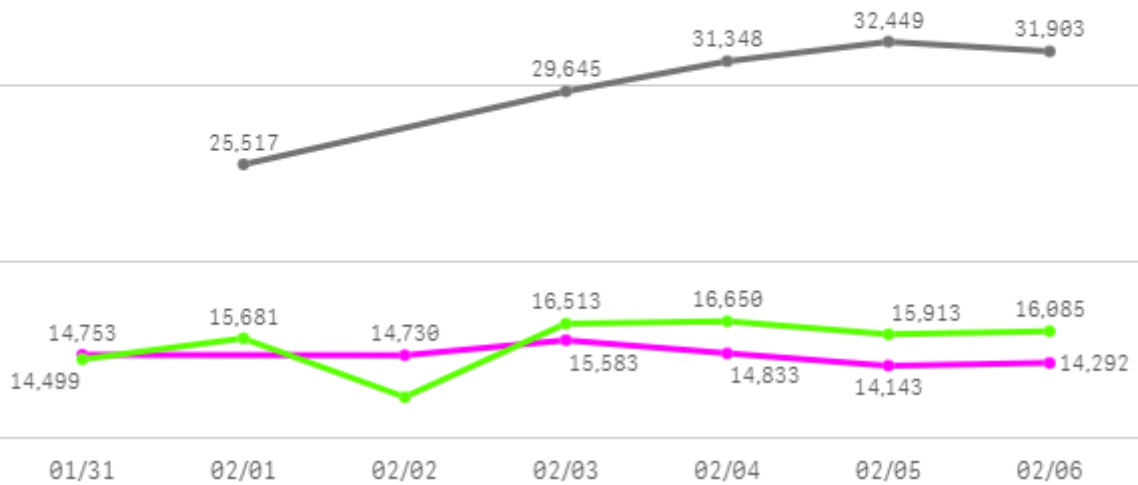
0

산지별 주출하 시군구



주간 도매가격(원)

◆ 2026 ● 2025 ◆ 평년



구분	금주(A)	전주(B)	전월(C)	전년(D)	평년(E)	A/B	A/C	A/D	A/E
가격(원)	14,722	14,284	14,614	30,172	16,811	103.1%	100.7%	48.8%	87.6%

※ 상품 가격 기준

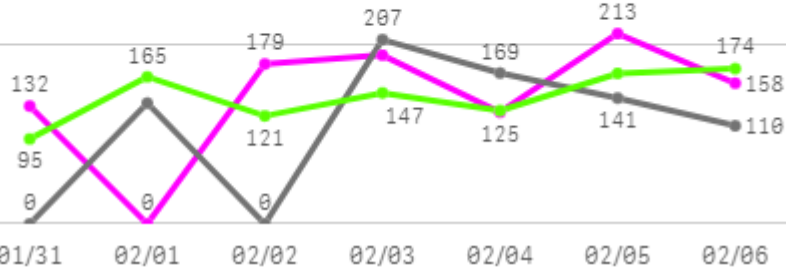
□ 무(20Kg) 주간 가격

구분	Q	품종	Q	단량	Q	특	상	보통	하
2026-01-31		무		20Kg		16,064	14,753	13,291	10,923
2026-02-02		무		20Kg		16,255	14,730	13,324	10,510
2026-02-03		무		20Kg		16,976	15,583	13,893	10,792
2026-02-04		무		20Kg		16,676	14,833	13,155	10,047
2026-02-05		무		20Kg		16,160	14,143	12,384	8,447
2026-02-06		무		20Kg		16,472	14,292	12,346	8,690
평균						16,434	14,722	13,066	9,902

당근

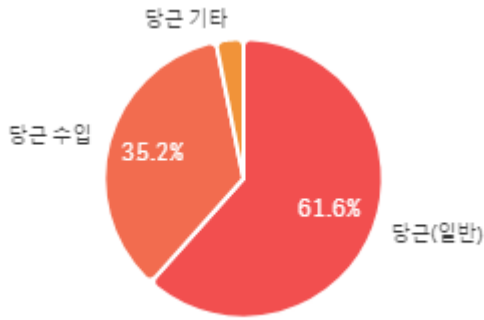
주간 반입량(톤)

◆ 2026 ● 2025 ▲ 평년

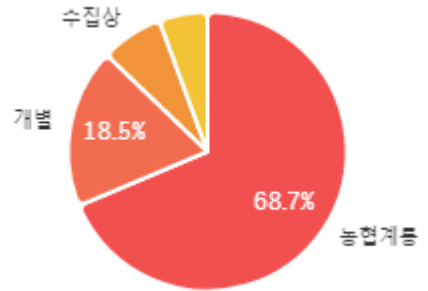


구분	금주(A)	전주(B)	전월(C)	전년(D)	평년(E)	A/B	A/C	A/D	A/E
물량(톤)	997	923	850	762	889	108.0%	117.2%	130.8%	112.1%

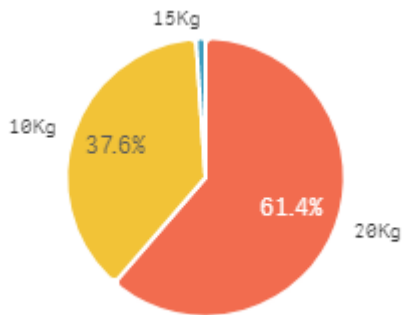
출하 품종별 거래물량 구성비



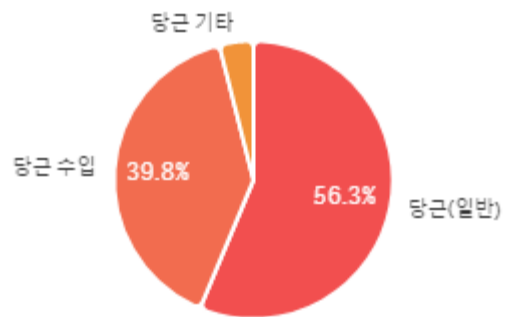
출하자별 거래물량 구성비



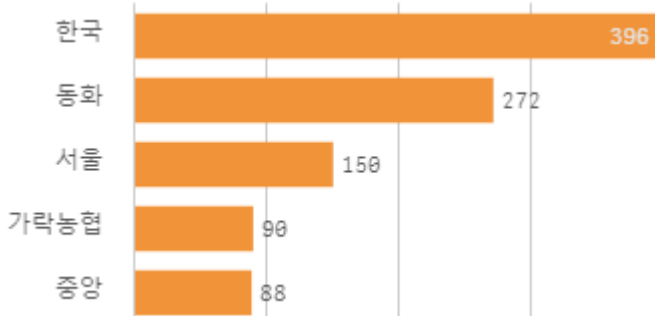
거래 단량별 물량 구성비



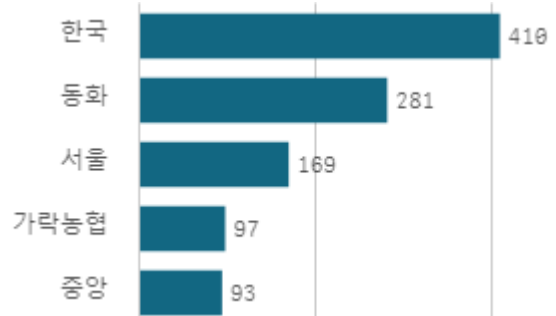
출하 품종별 거래금액 구성비



도매시장 법인별 거래물량(톤)

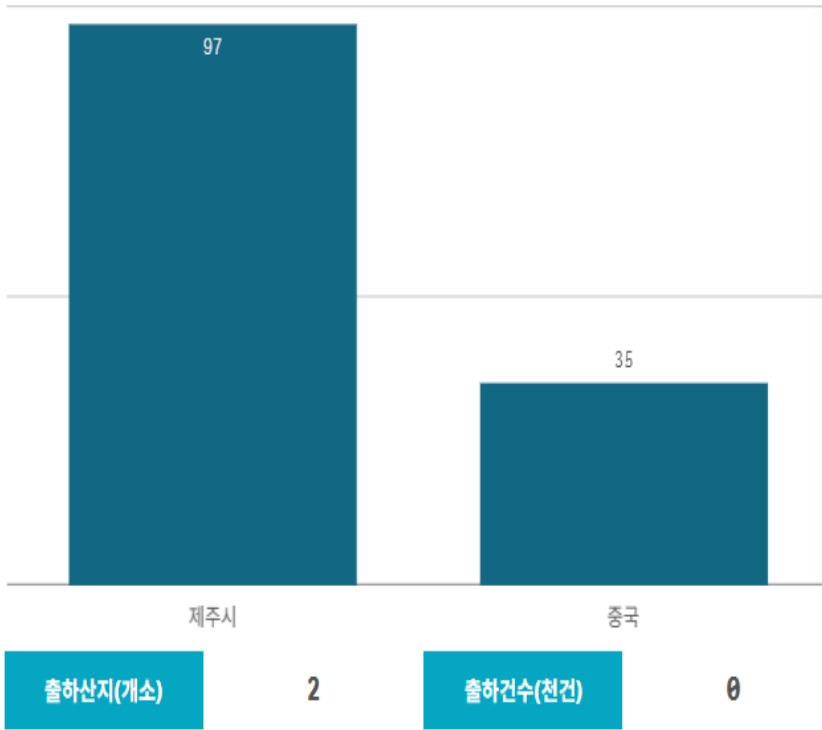


도매시장 법인별 거래금액(백만원)



당근(20Kg)

산지별 거래물량(톤)

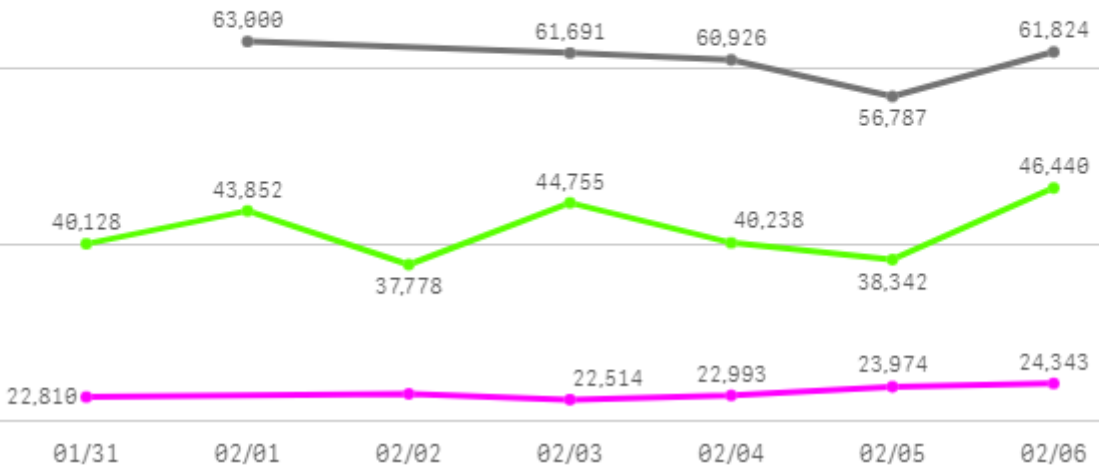


산지별 주출하 시군구



주간 도매가격(원)

◆ 2026 ● 2025 ◆ 평년



구분	금주(A)	전주(B)	전월(C)	전년(D)	평년(E)	A/B	A/C	A/D	A/E
가격(원)	23,301	22,296	29,557	60,846	40,546	104.5%	78.8%	38.3%	57.5%

※ 상품 가격 기준

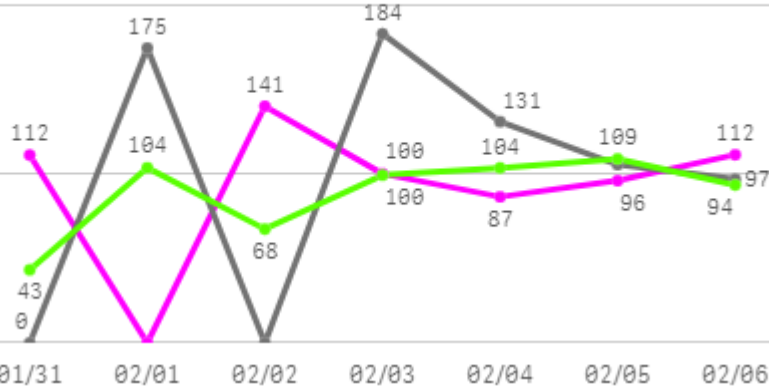
□ 당근(20Kg) 주간 가격

구분	Q	품종	Q	단량	Q	특	상	보통	하
2026-01-31		당근		20Kg		25,892	22,810	18,253	13,797
2026-02-02		당근		20Kg		28,177	23,169	18,810	13,419
2026-02-03		당근		20Kg		25,735	22,514	18,382	13,684
2026-02-04		당근		20Kg		26,405	22,993	18,585	13,636
2026-02-05		당근		20Kg		27,216	23,974	18,101	12,605
2026-02-06		당근		20Kg		26,552	24,343	19,701	12,697
평균						26,663	23,301	18,639	13,306

생고추

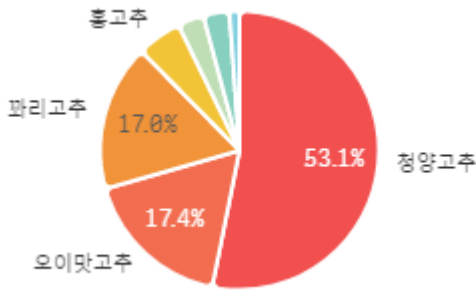
주간 반입량(톤)

◆ 2026 ● 2025 ▲ 평년

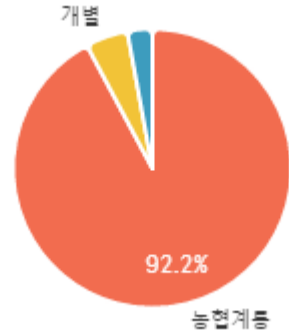


구분	금주(A)	전주(B)	전월(C)	전년(D)	평년(E)	A/B	A/C	A/D	A/E
물량(톤)	647	634	586	693	603	102.2%	110.4%	93.4%	107.3%

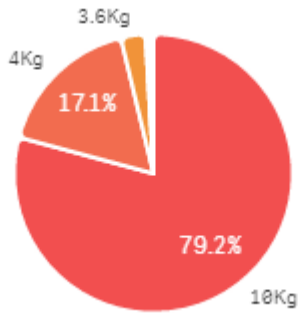
출하 품종별 거래물량 구성비



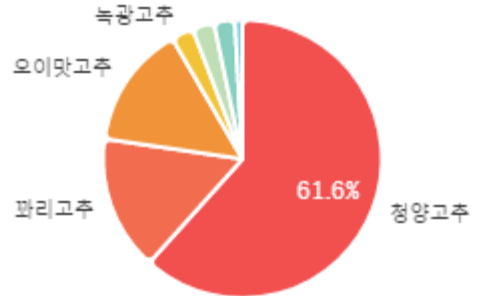
출하자별 거래물량 구성비



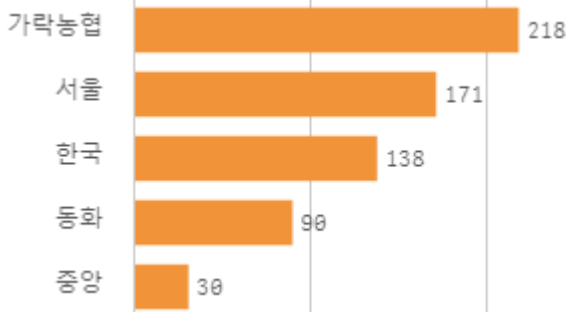
거래 단량별 물량 구성비



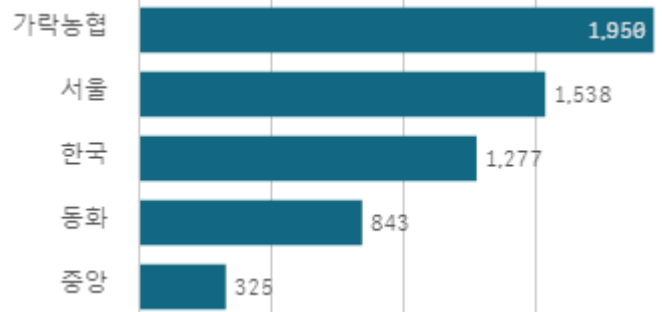
출하 품종별 거래금액 구성비



도매시장 법인별 거래물량(톤)

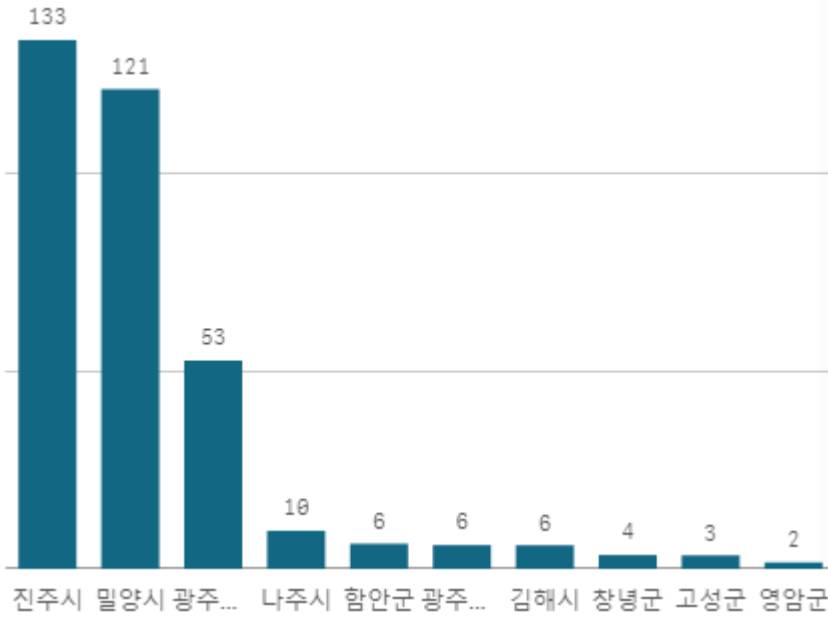


도매시장 법인별 거래금액(백만원)



청양고추(10Kg)

산지별 거래물량(톤)



출하산지(개소)

14

출하건수(천건)

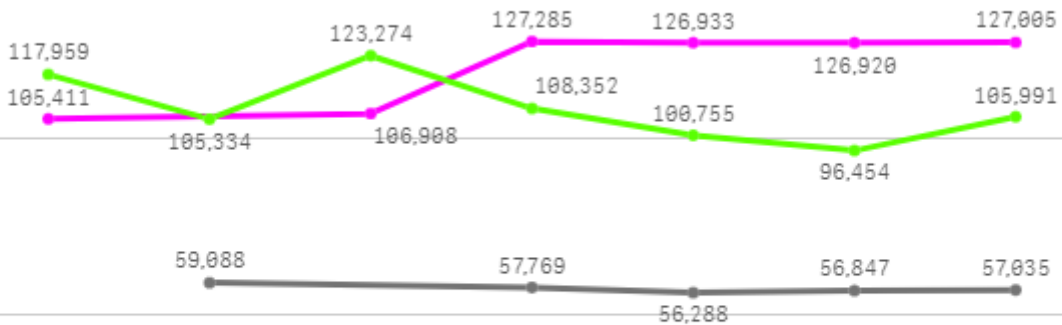
3

산지별 주출하 시군구



주간 도매가격(원)

◆ 2026 ● 2025 ◆ 평년



01/31 02/01 02/02 02/03 02/04 02/05 02/06

구분	금주(A)	전주(B)	전월(C)	전년(D)	평년(E)	A/B	A/C	A/D	A/E
가격(원)	120,077	114,668	71,944	57,405	107,551	104.7%	166.9%	209.2%	111.6%

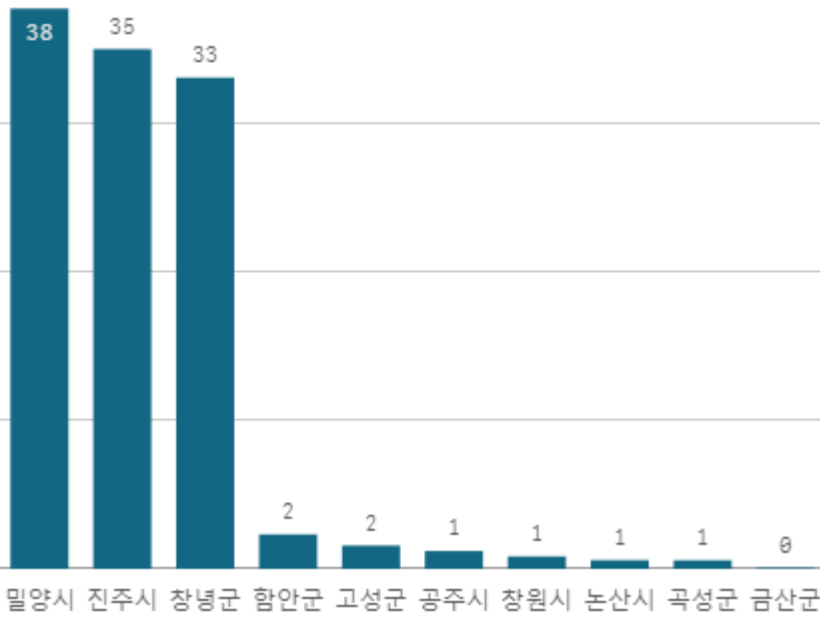
※ 상품 가격 기준

□ 청양고추(10Kg) 주간 가격

구분	Q	품종	Q	단량	Q	특	상	보통	하
2026-01-31		청양고추		10Kg		110,517	105,411	97,441	76,842
2026-02-02		청양고추		10Kg		110,253	106,908	99,734	77,951
2026-02-03		청양고추		10Kg		132,294	127,285	112,887	83,050
2026-02-04		청양고추		10Kg		129,978	126,933	114,575	86,582
2026-02-05		청양고추		10Kg		130,098	126,920	115,140	85,542
2026-02-06		청양고추		10Kg		129,516	127,005	117,634	86,947
평균						123,776	120,077	109,569	82,819

오이맛고추(10Kg)

산지별 거래물량(톤)



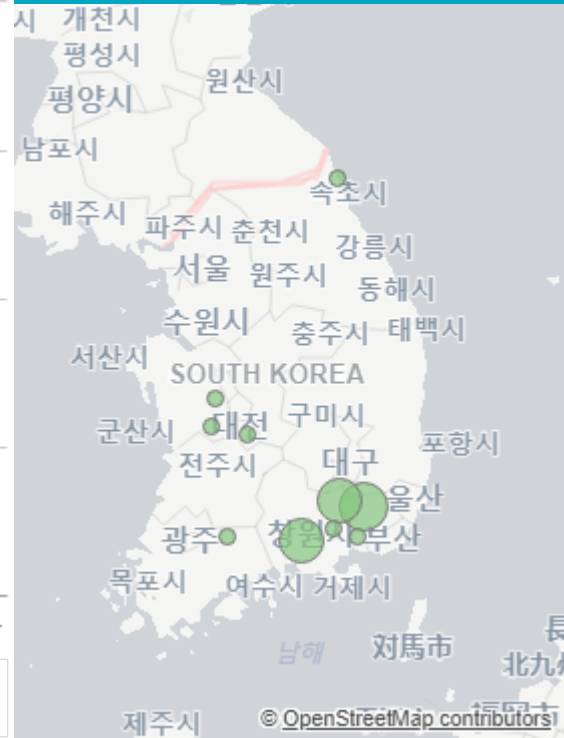
출하산지(개소)

10

출하건수(천건)

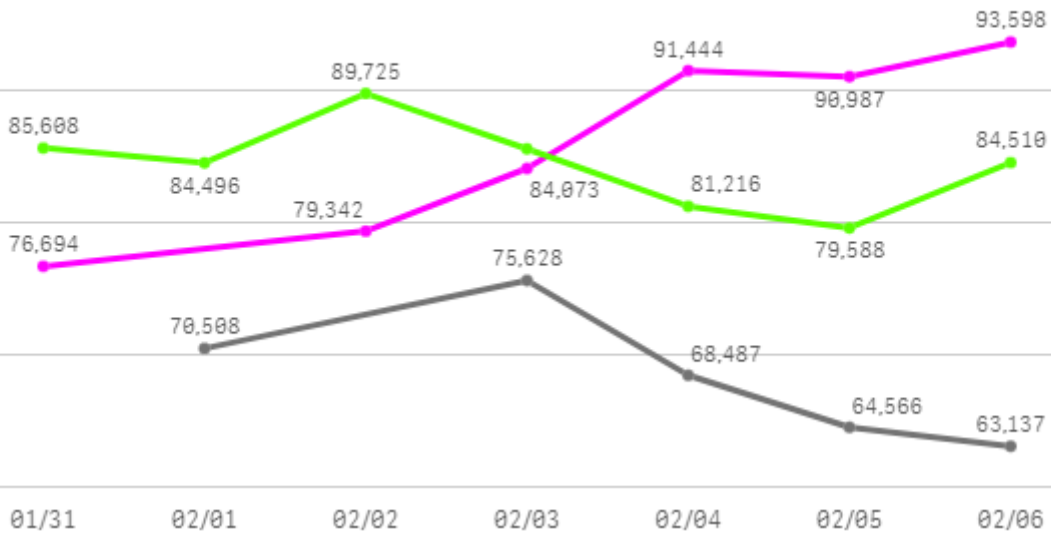
1

산지별 주출하 시군구



주간 도매가격(원)

◆ 2026 ● 2025 ◆ 평년



구분	금주(A)	전주(B)	전월(C)	전년(D)	평년(E)	A/B	A/C	A/D	A/E
가격(원)	86,023	91,636	42,491	68,465	82,465	93.9%	202.5%	125.6%	104.3%

※ 상품 가격 기준

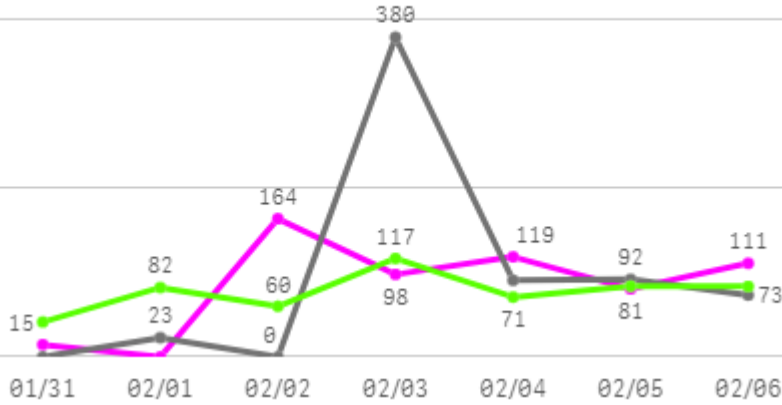
□ 오이맛고추(10Kg) 주간 가격

구분	Q	품종	Q	단량	Q	특	상	보통	하
2026-01-31		오이맛고추		10Kg		83,091	76,694	69,818	50,645
2026-02-02		오이맛고추		10Kg		84,745	79,342	70,614	50,752
2026-02-03		오이맛고추		10Kg		91,380	84,073	73,074	56,586
2026-02-04		오이맛고추		10Kg		102,044	91,444	75,947	55,929
2026-02-05		오이맛고추		10Kg		102,046	90,987	73,754	56,776
2026-02-06		오이맛고추		10Kg		102,115	93,598	76,833	56,210
평균						94,237	86,023	73,340	54,483

마늘

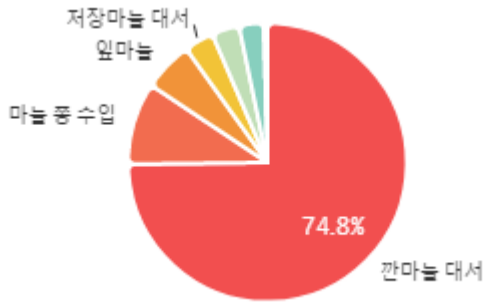
주간 반입량(톤)

◆ 2026 ● 2025 ▲ 평년

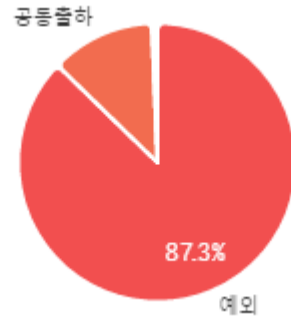


구분	금주(A)	전주(B)	전월(C)	전년(D)	평년(E)	A/B	A/C	A/D	A/E
물량(톤)	587	540	534	659	534	108.7%	109.9%	89.1%	109.9%

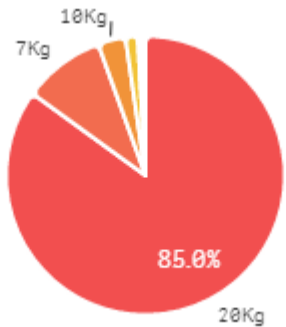
출하 품종별 거래물량 구성비



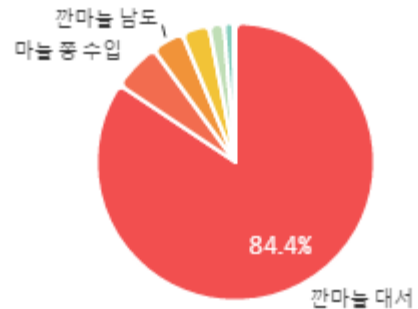
출하자별 거래물량 구성비



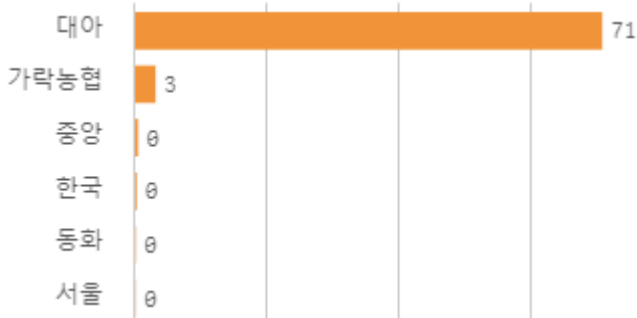
거래 단량별 물량 구성비



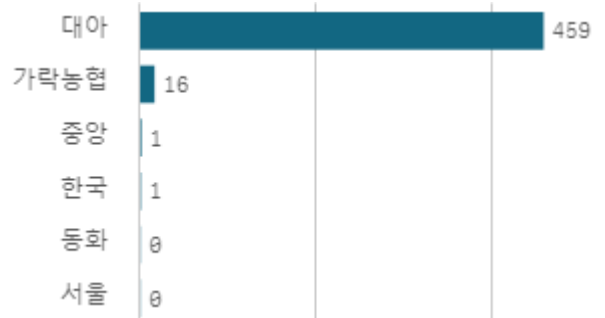
출하 품종별 거래금액 구성비



도매시장 법인별 거래물량(톤)

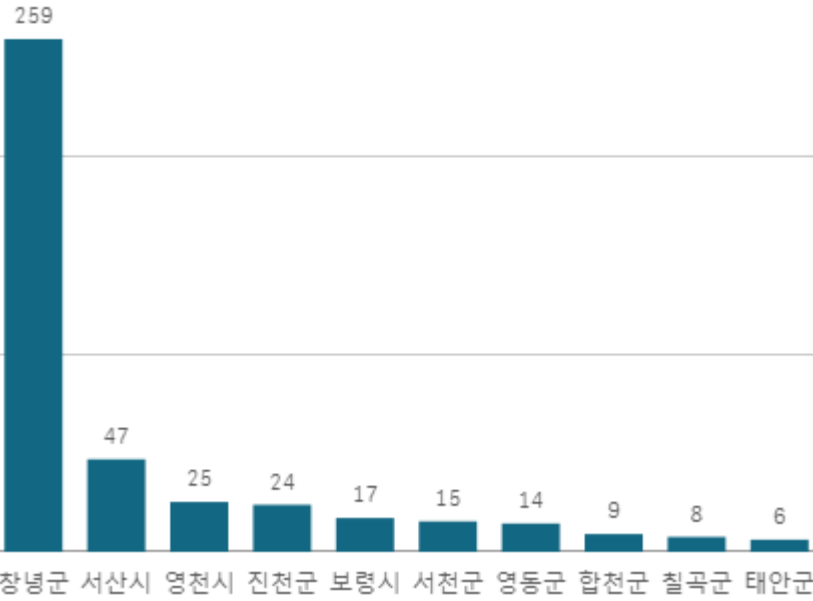


도매시장 법인별 거래금액(백만원)



깐마늘 대서(20Kg)

산지별 거래물량(톤)



출하산지(개소)

16

출하건수(천건)

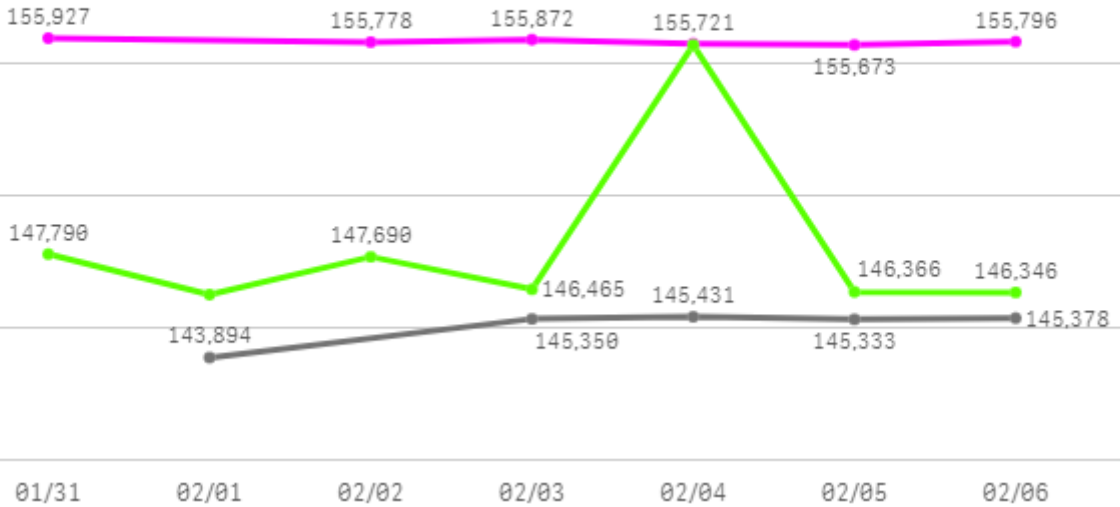
1

산지별 주출하 시군구



주간 도매가격(원)

◆ 2026 ● 2025 ▲ 평년



구분	금주(A)	전주(B)	전월(C)	전년(D)	평년(E)	A/B	A/C	A/D	A/E
가격(원)	155,794	155,936	155,776	145,077	147,870	99.9%	100.0%	107.4%	105.4%

※ 상품 가격 기준

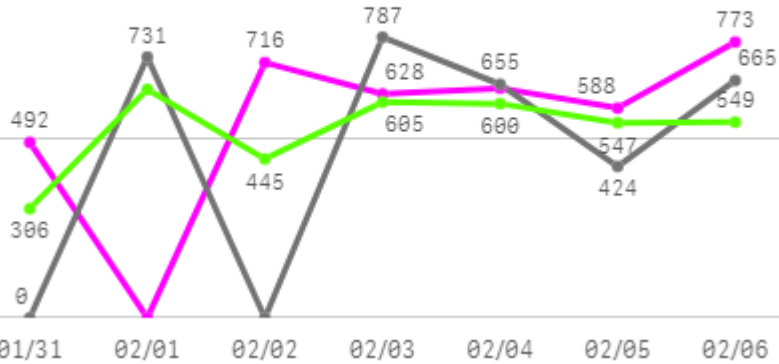
□ 깐마늘 대서(20Kg) 주간 가격

구분	Q	품종	Q	단량	Q	특	상	보통	하
2026-01-31		깐마늘 대서		20Kg		-	155,927	145,043	96,325
2026-02-02		깐마늘 대서		20Kg		-	155,778	141,118	100,094
2026-02-03		깐마늘 대서		20Kg		-	155,872	143,933	100,046
2026-02-04		깐마늘 대서		20Kg		-	155,721	142,658	96,538
2026-02-05		깐마늘 대서		20Kg		-	155,673	141,204	99,052
2026-02-06		깐마늘 대서		20Kg		-	155,796	144,038	106,412
평균						-	155,794	142,999	99,744

양파

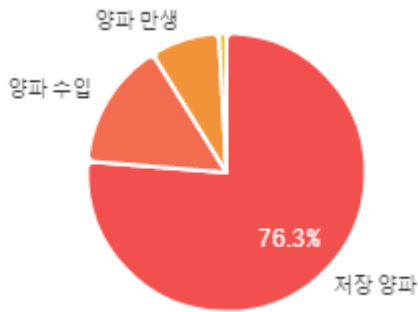
주간 반입량(톤)

◆ 2026 ● 2025 ▲ 평년

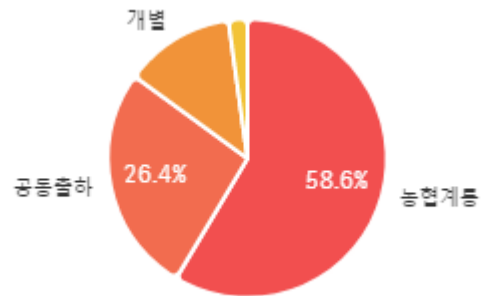


구분	금주(A)	전주(B)	전월(C)	전년(D)	평년(E)	A/B	A/C	A/D	A/E
물량(톤)	3,840	3,803	3,206	3,262	3,571	101.0%	119.8%	117.7%	107.5%

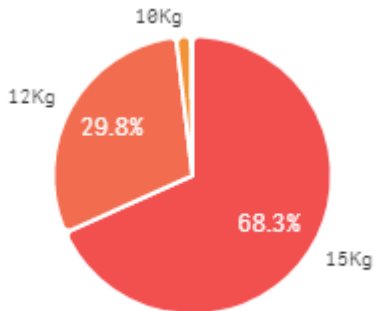
출하 품종별 거래물량 구성비



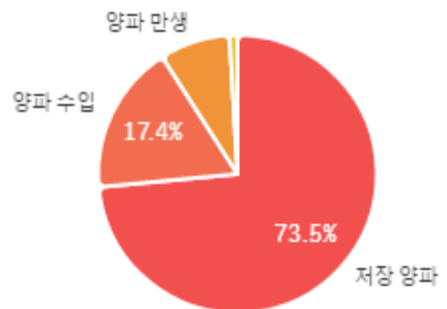
출하자별 거래물량 구성비



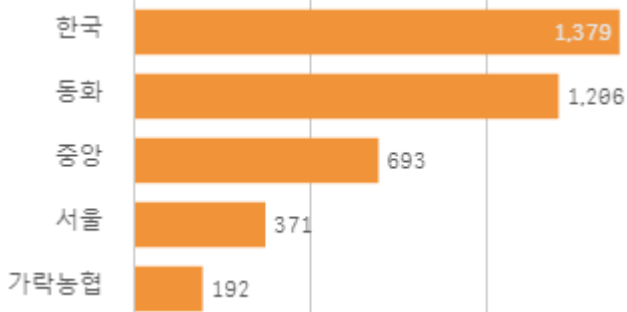
거래 단량별 물량 구성비



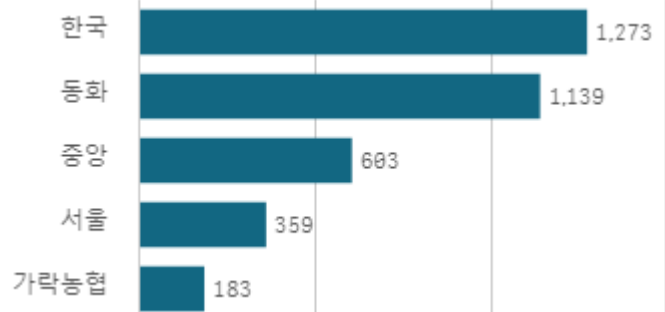
출하 품종별 거래금액 구성비



도매시장 법인별 거래물량(톤)

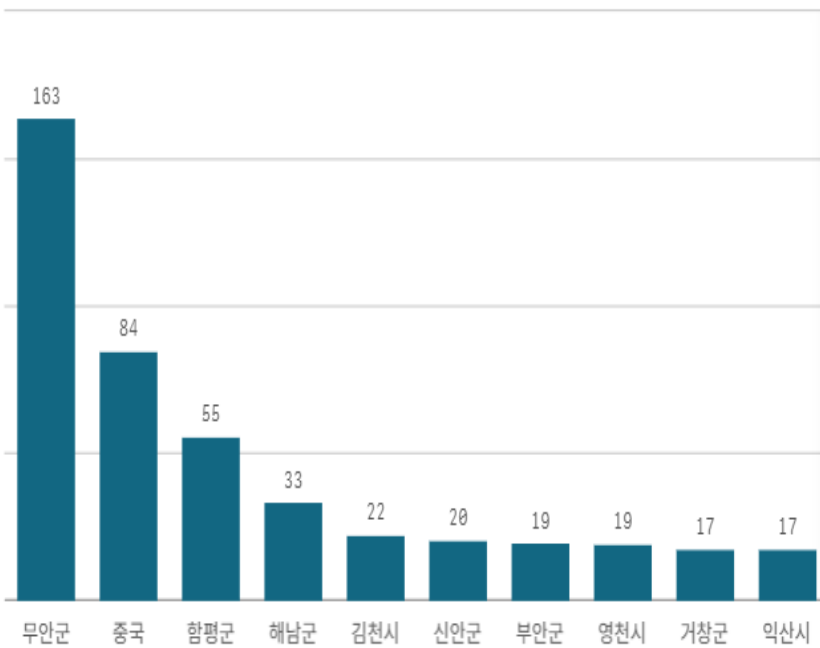


도매시장 법인별 거래금액(백만원)



양파(1Kg)

산지별 거래물량(톤)



출하산지(개소)

14

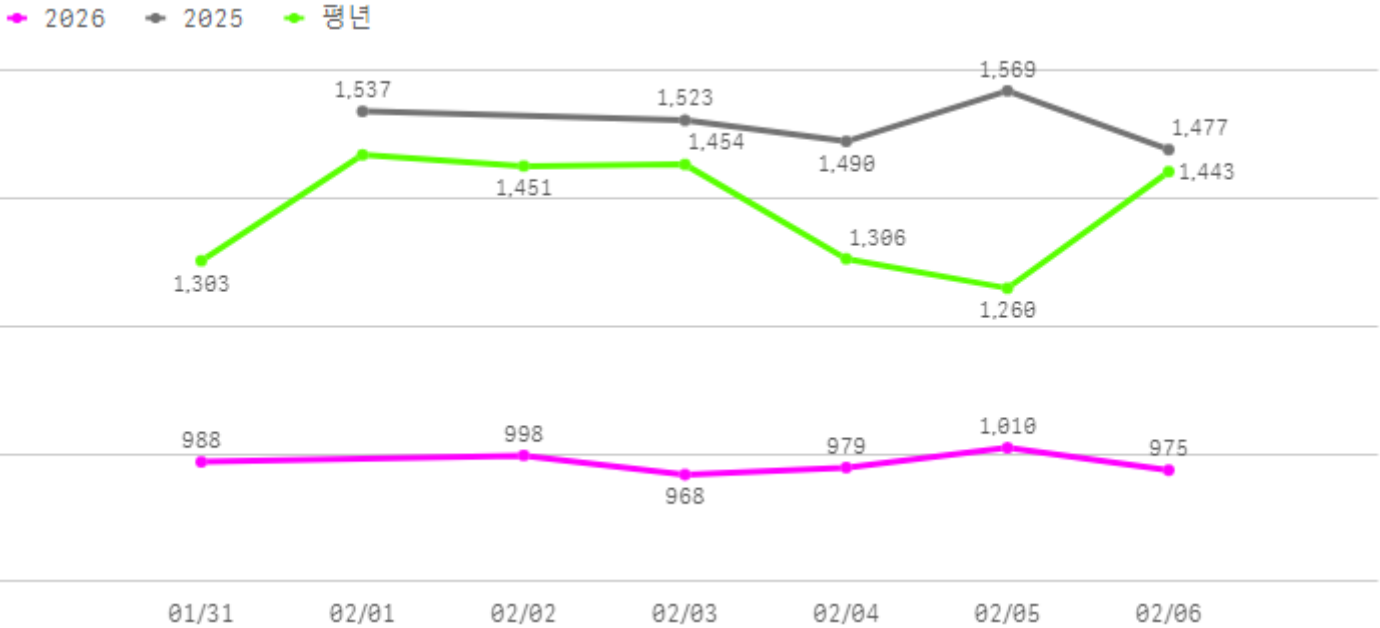
출하건수(천건)

0

산지별 주출하 시군구



주간 도매가격(원)



구분	금주(A)	전주(B)	전월(C)	전년(D)	평년(E)	A/B	A/C	A/D	A/E
가격(원)	986	1,022	1,099	1,519	1,209	96.5%	89.7%	64.9%	81.6%

※ 상품 가격 기준

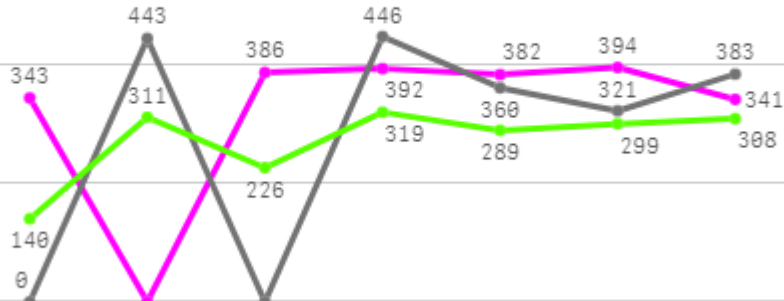
□ 양파(1Kg) 주간 가격

구분	Q	품종	Q	단량	Q	특	상	보통	하
2026-01-31		양파		1Kg		1,173	988	869	720
2026-02-02		양파		1Kg		1,167	998	908	733
2026-02-03		양파		1Kg		1,128	968	869	607
2026-02-04		양파		1Kg		1,145	979	873	682
2026-02-05		양파		1Kg		1,146	1,010	914	735
2026-02-06		양파		1Kg		1,152	975	880	681
평균						1,152	986	886	693

대파

주간 반입량(톤)

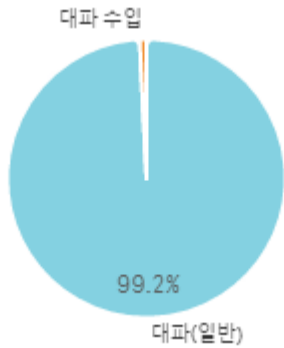
◆ 2026 ● 2025 ▲ 평년



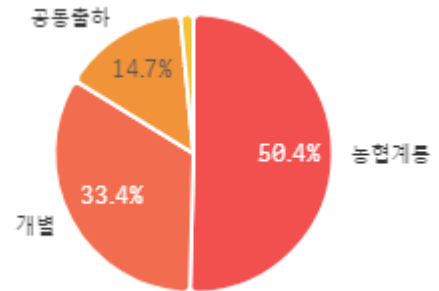
01/31 02/01 02/02 02/03 02/04 02/05 02/06

구분	금주(A)	전주(B)	전월(C)	전년(D)	평년(E)	A/B	A/C	A/D	A/E
물량(톤)	2,238	2,168	1,655	1,953	1,934	103.2%	135.2%	114.6%	115.7%

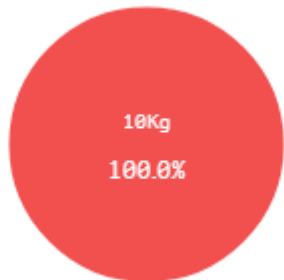
출하 품종별 거래물량 구성비



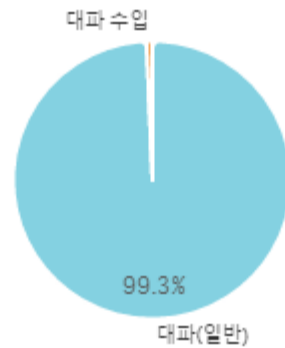
출하자별 거래물량 구성비



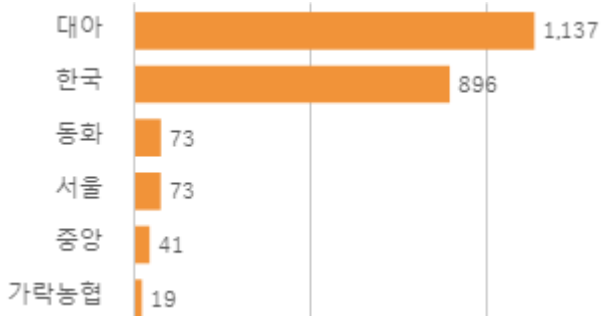
거래 단량별 물량 구성비



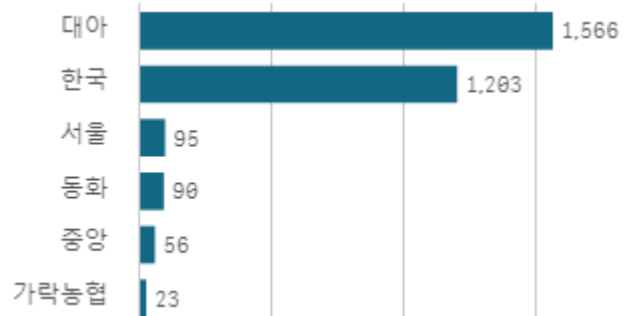
출하 품종별 거래금액 구성비



도매시장 법인별 거래물량(톤)

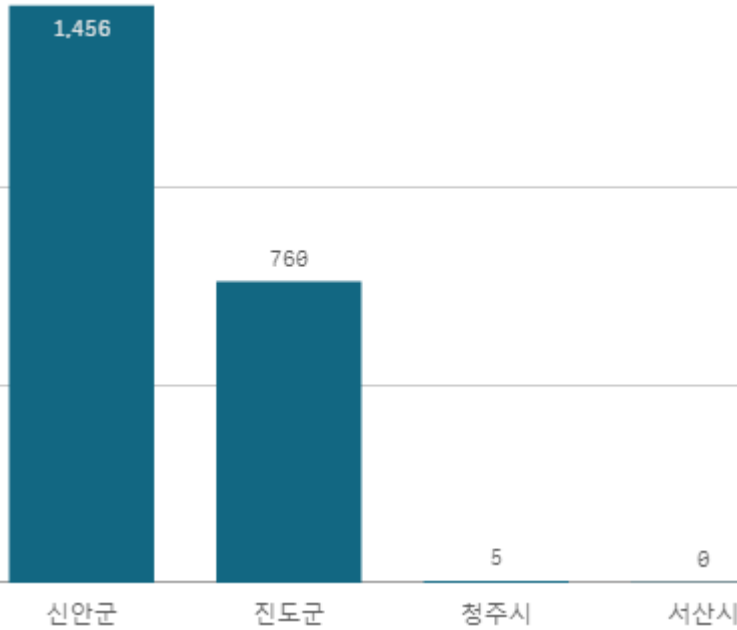


도매시장 법인별 거래금액(백만원)



대파(일반)(1Kg)

산지별 거래물량(톤)



출하산지(개소)

4

출하건수(천건)

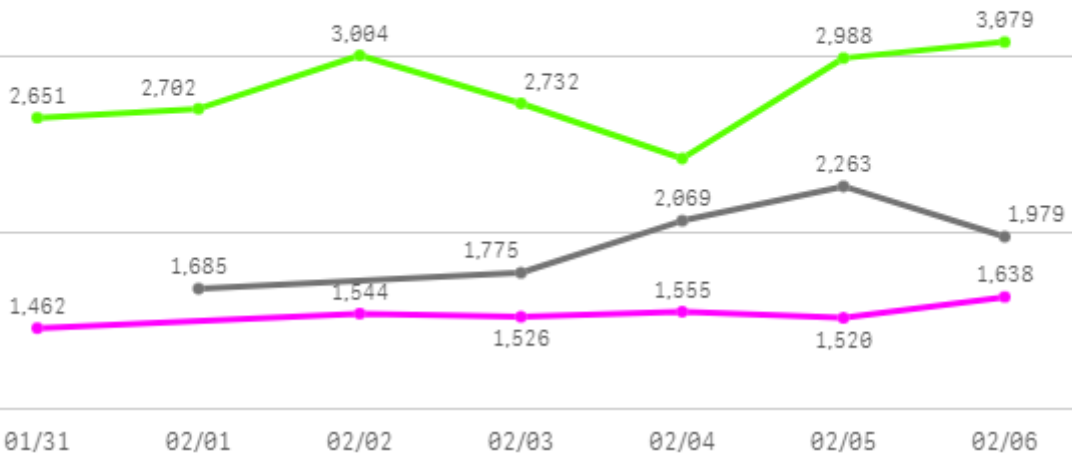
1

산지별 주출하 시군구



주간 도매가격(원)

◆ 2026 ● 2025 ▲ 평년



구분	금주(A)	전주(B)	전월(C)	전년(D)	평년(E)	A/B	A/C	A/D	A/E
가격(원)	1,541	1,413	1,934	1,954	2,152	109.1%	79.7%	78.8%	71.6%

※ 상품 가격 기준

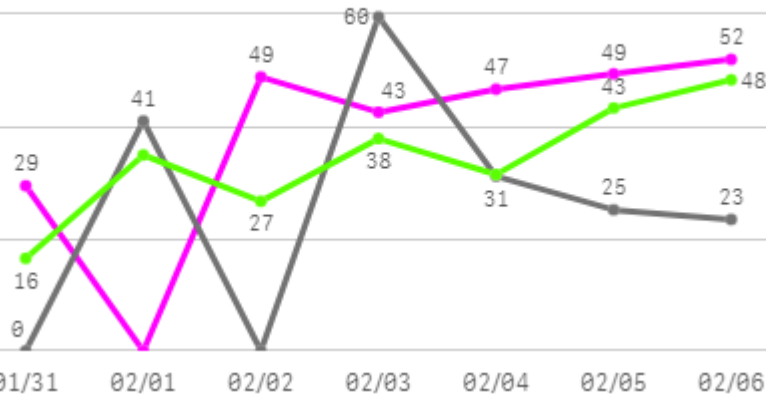
□ 대파(일반)(1Kg) 주간 가격

구분	Q	품종	Q	단량	Q	특	상	보통	하
2026-01-31		대파(일반)		1Kg		1,909	1,462	1,203	1,093
2026-02-02		대파(일반)		1Kg		1,999	1,544	1,284	1,128
2026-02-03		대파(일반)		1Kg		1,986	1,526	1,258	1,114
2026-02-04		대파(일반)		1Kg		2,047	1,555	1,267	1,121
2026-02-05		대파(일반)		1Kg		2,049	1,520	1,248	1,091
2026-02-06		대파(일반)		1Kg		2,144	1,638	1,308	1,150
평균						2,022	1,541	1,261	1,116

쪽파

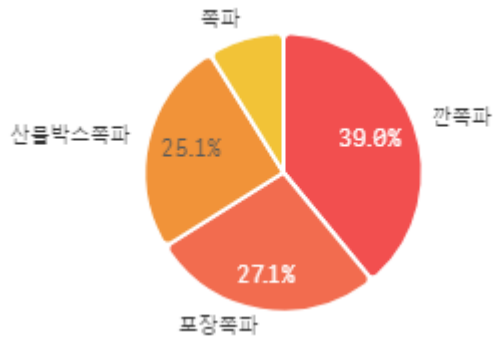
주간 반입량(톤)

◆ 2026 ● 2025 ▲ 평년

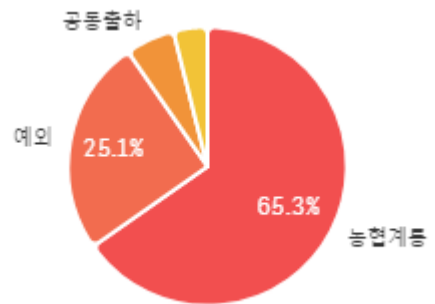


구분	금주(A)	전주(B)	전월(C)	전년(D)	평년(E)	A/B	A/C	A/D	A/E
물량(톤)	269	210	186	180	229	127.8%	144.4%	149.1%	117.3%

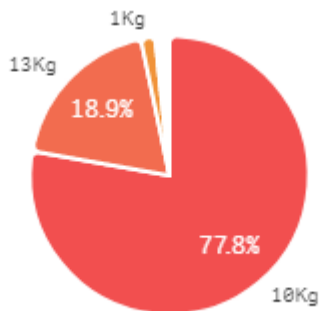
출하 품종별 거래물량 구성비



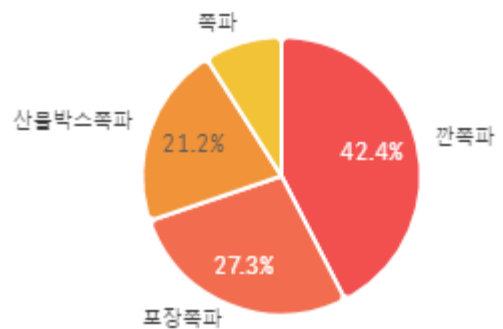
출하자별 거래물량 구성비



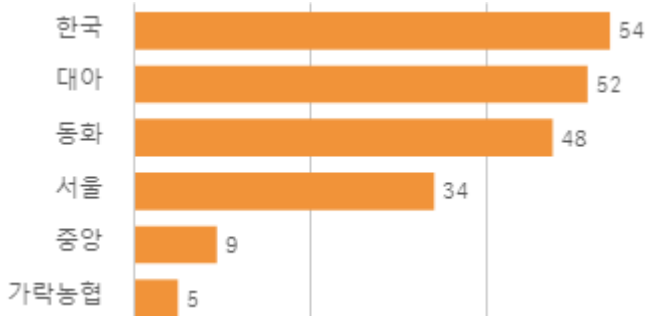
거래 단량별 물량 구성비



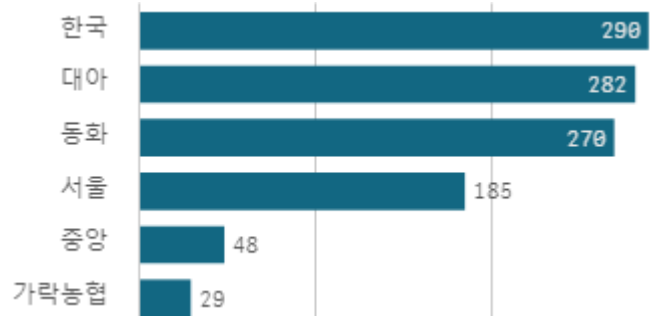
출하 품종별 거래금액 구성비



도매시장 법인별 거래물량(톤)

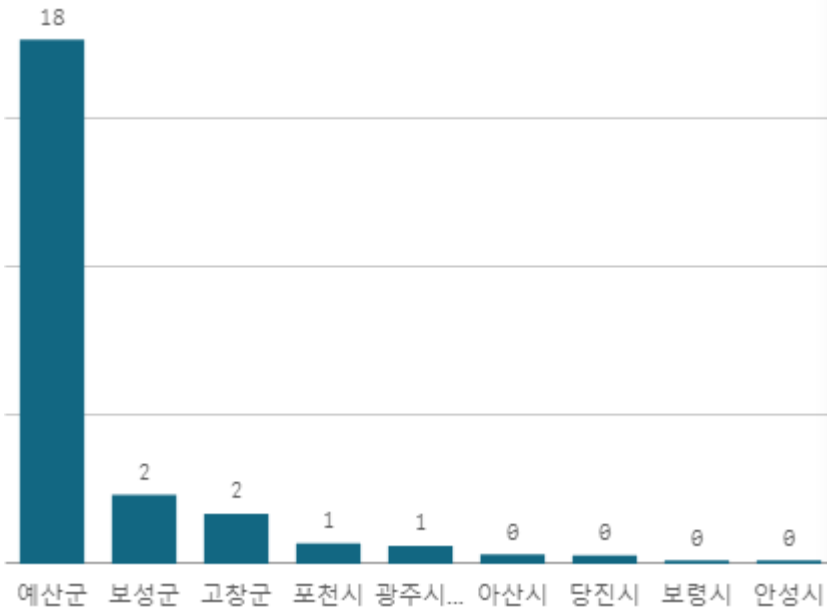


도매시장 법인별 거래금액(백만원)



쪽파(10Kg)

산지별 거래물량(톤)



출하산지(개소)

9

출하건수(천건)

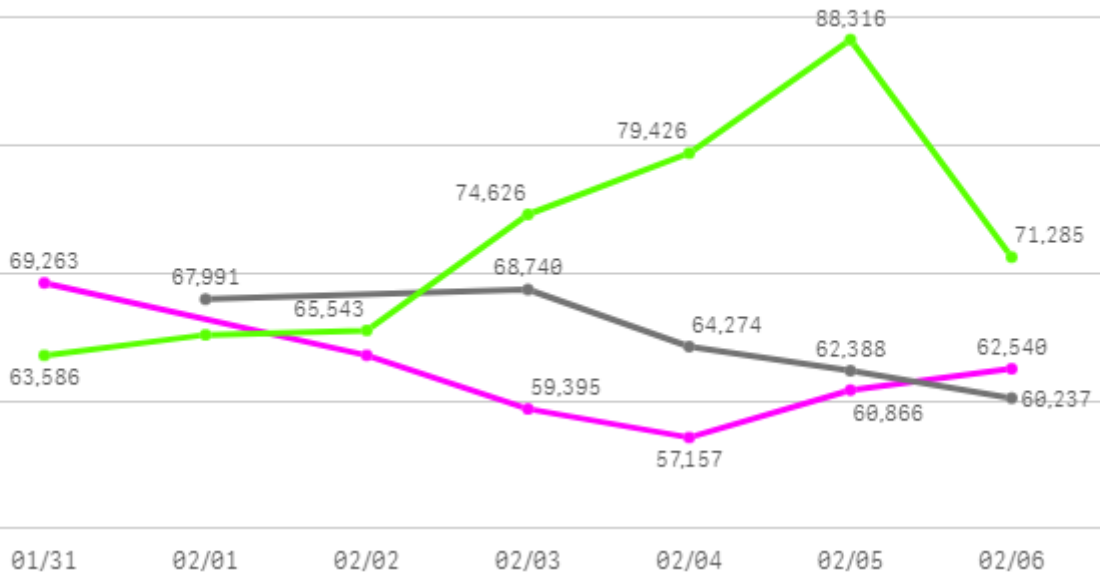
0

산지별 주출하 시군구



주간 도매가격(원)

◆ 2026 ● 2025 ◆ 평년



구분	금주(A)	전주(B)	전월(C)	전년(D)	평년(E)	A/B	A/C	A/D	A/E
가격(원)	62,136	52,294	65,634	64,726	68,672	118.8%	94.7%	96.0%	90.5%

※ 상품 가격 기준

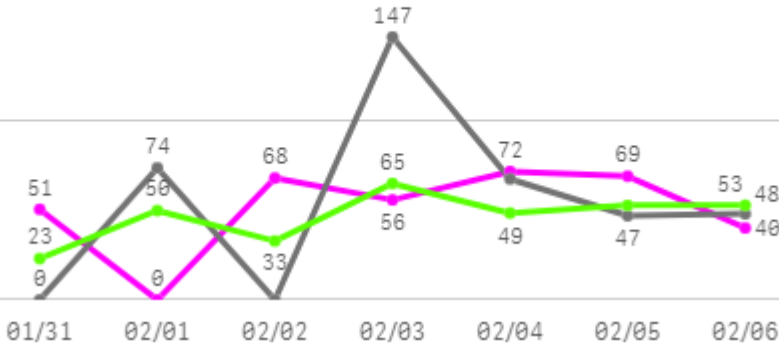
□ 쪽파(10Kg) 주간 가격

구분	Q	품종	Q	단량	Q	특	상	보통	하
2026-01-31		쪽파		10Kg		77,200	69,263	54,414	33,831
2026-02-02		쪽파		10Kg		73,431	63,592	52,694	36,639
2026-02-03		쪽파		10Kg		67,779	59,395	51,508	40,525
2026-02-04		쪽파		10Kg		62,558	57,157	49,426	40,333
2026-02-05		쪽파		10Kg		67,122	60,866	50,304	37,593
2026-02-06		쪽파		10Kg		69,278	62,540	52,239	36,765
평균						69,561	62,136	51,764	37,614

파프리카

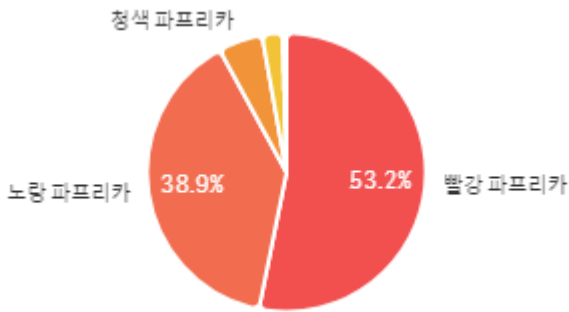
주간 반입량(톤)

◆ 2026 ◆ 2025 ◆ 평년

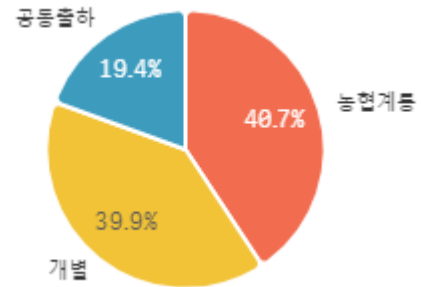


구분	금주(A)	전주(B)	전월(C)	전년(D)	평년(E)	A/B	A/C	A/D	A/E
물량(톤)	357	300	348	385	314	118.8%	102.4%	92.8%	113.8%

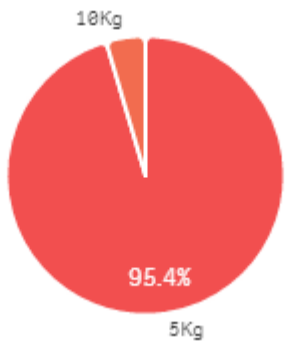
출하 품종별 거래물량 구성비



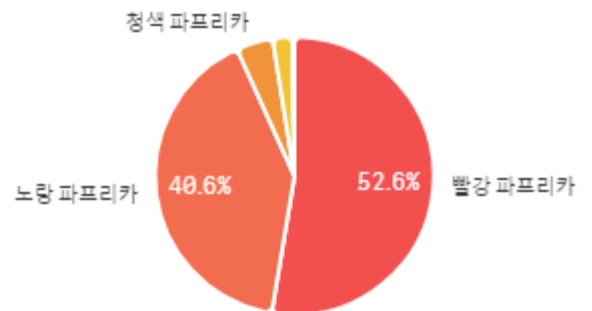
출하자별 거래물량 구성비



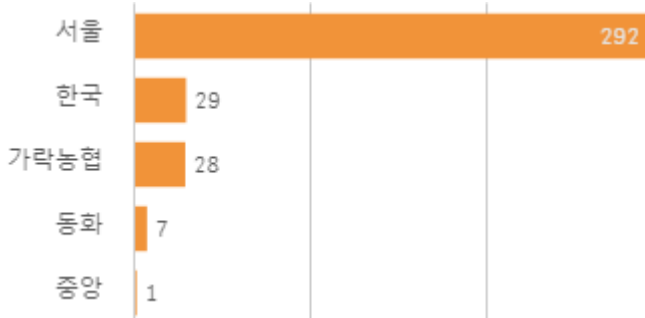
거래 단량별 물량 구성비



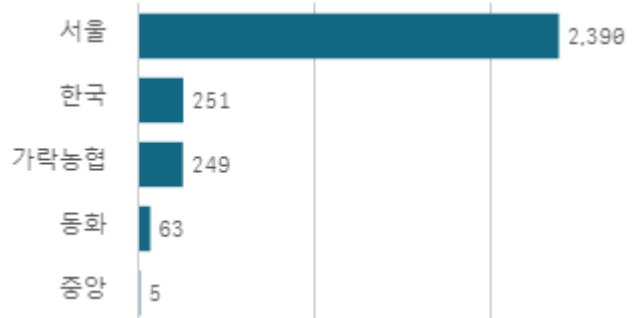
출하 품종별 거래금액 구성비



도매시장 법인별 거래물량(톤)

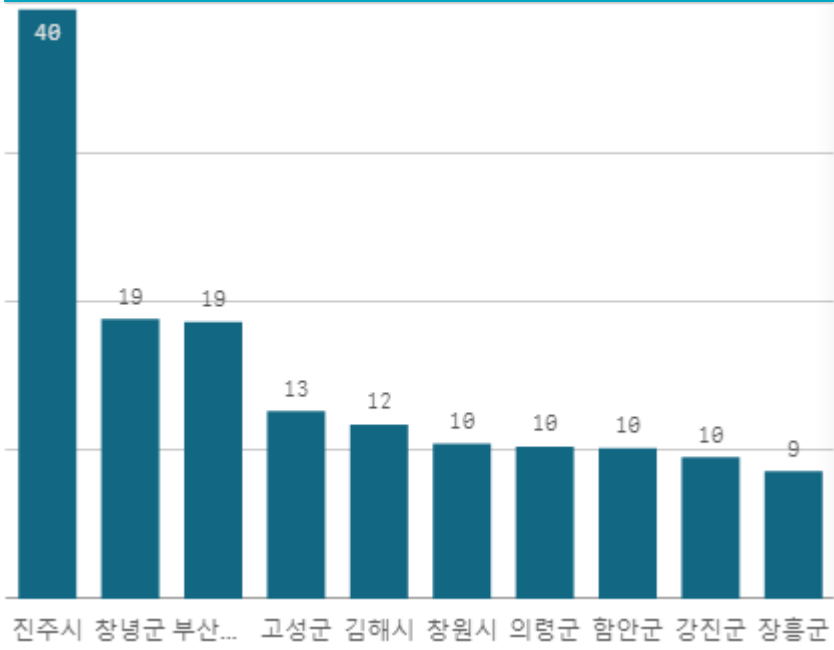


도매시장 법인별 거래금액(백만원)



빨강 파프리카(5Kg)

산지별 거래물량(톤)



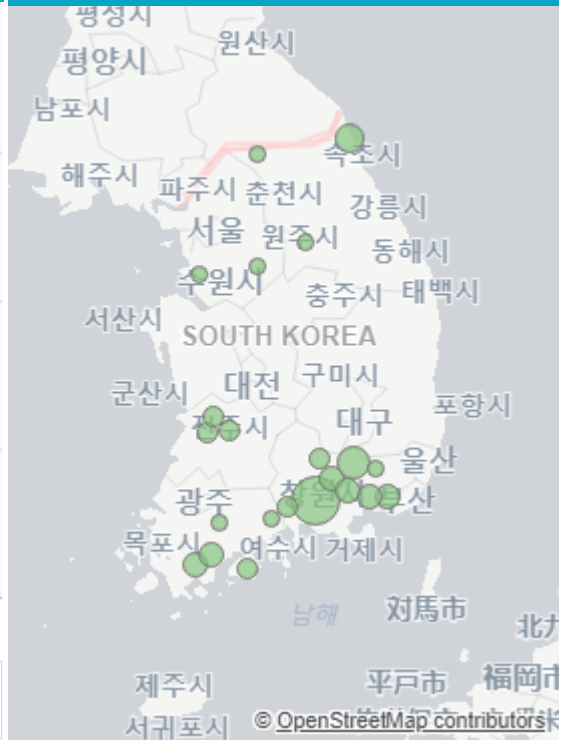
출하산지(개소)

23

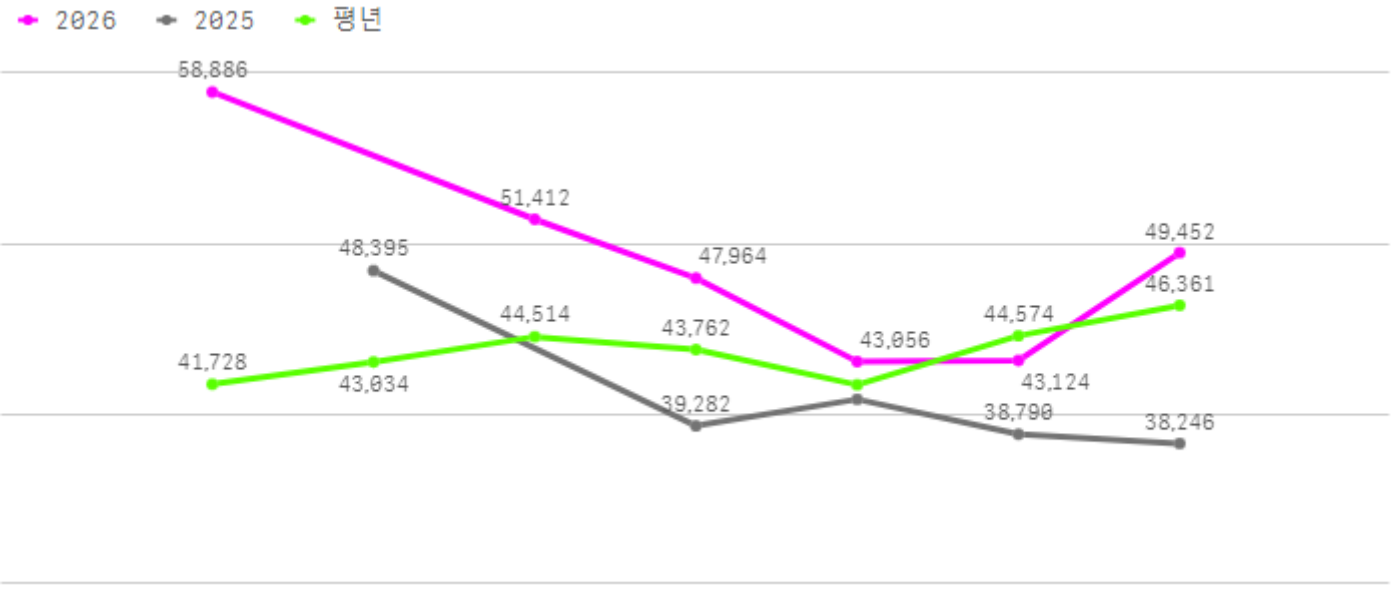
출하건수(천건)

1

산지별 주출하 시군구



주간 도매가격(원)



구분	금주(A)	전주(B)	전월(C)	전년(D)	평년(E)	A/B	A/C	A/D	A/E
가격(원)	48,982	37,431	19,916	41,110	45,614	130.9%	245.9%	119.1%	107.4%

※ 상품 가격 기준

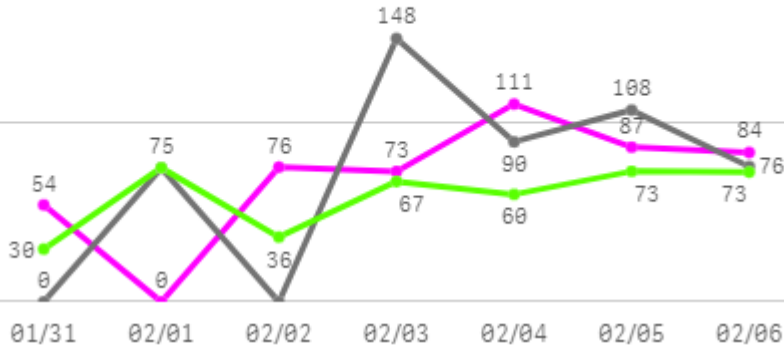
□ 빨강 파프리카(5Kg) 주간 가격

구분	Q	품종	Q	단량	Q	특	상	보통	하
2026-01-31		빨강 파프리카		5Kg		-	58,886	51,407	34,068
2026-02-02		빨강 파프리카		5Kg		-	51,412	47,867	40,275
2026-02-03		빨강 파프리카		5Kg		-	47,964	42,659	36,069
2026-02-04		빨강 파프리카		5Kg		-	43,056	38,970	34,069
2026-02-05		빨강 파프리카		5Kg		-	43,124	38,536	33,398
2026-02-06		빨강 파프리카		5Kg		-	49,452	43,355	34,341
평균						-	48,982	43,799	35,370

양상추

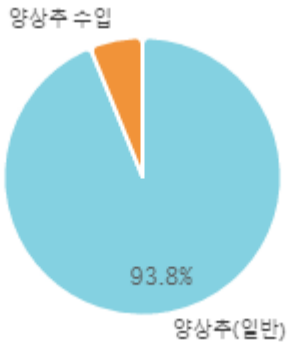
주간 반입량(톤)

◆ 2026 ● 2025 ▲ 평년

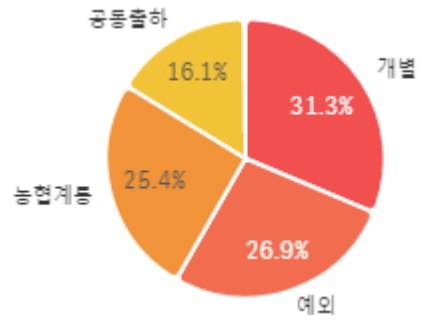


구분	금주(A)	전주(B)	전월(C)	전년(D)	평년(E)	A/B	A/C	A/D	A/E
물량(톤)	484	436	353	496	430	111.1%	137.2%	97.7%	112.6%

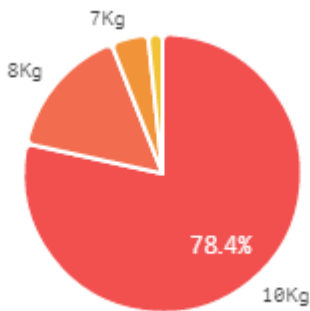
출하 품종별 거래물량 구성비



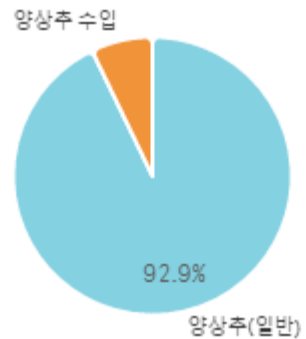
출하자별 거래물량 구성비



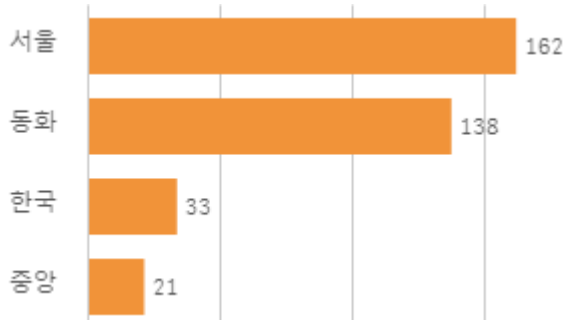
거래 단량별 물량 구성비



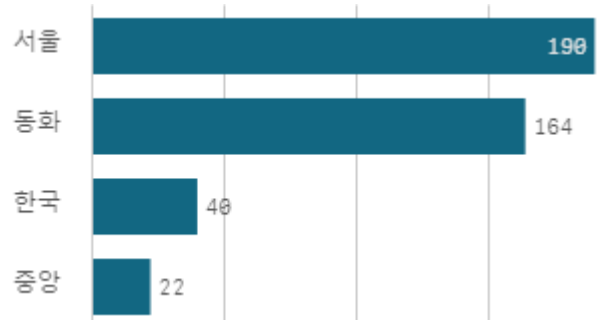
출하 품종별 거래금액 구성비



도매시장 법인별 거래물량(톤)

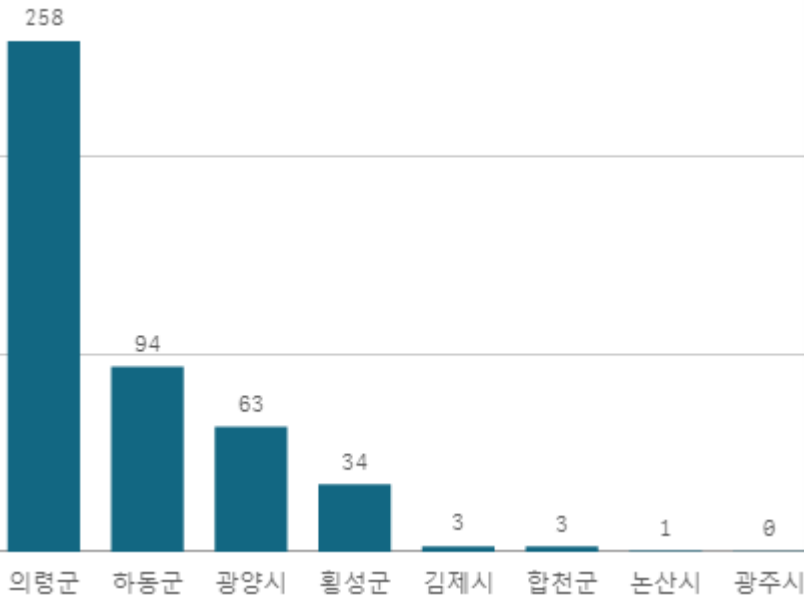


도매시장 법인별 거래금액(백만원)



양상추(일반)(12개)

산지별 거래물량(톤)



출하산지(개소)

8

출하건수(천건)

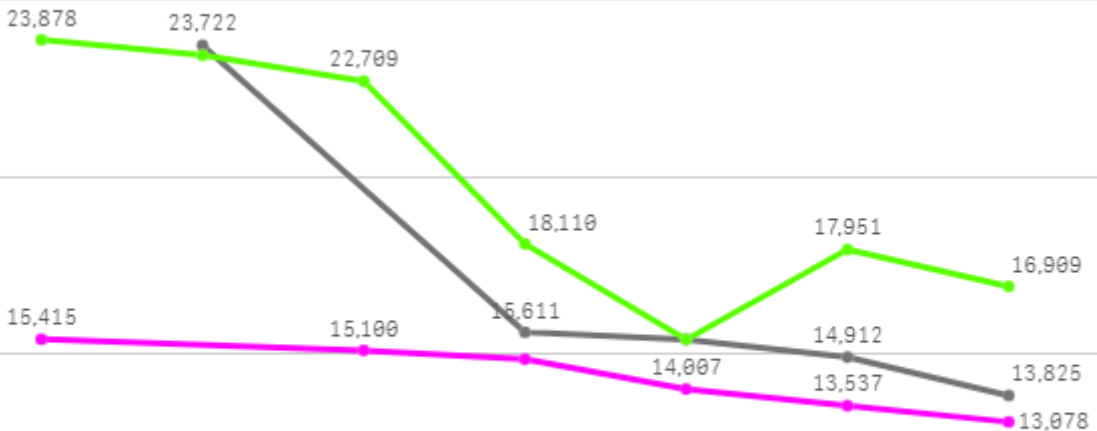
1

산지별 주출하 시군구



주간 도매가격(원)

◆ 2026 ● 2025 ◆ 평년



01/31 02/01 02/02 02/03 02/04 02/05 02/06

구분	금주(A)	전주(B)	전월(C)	전년(D)	평년(E)	A/B	A/C	A/D	A/E
가격(원)	14,332	13,025	18,368	16,696	17,695	110.0%	78.0%	85.8%	81.0%

※ 상품 가격 기준

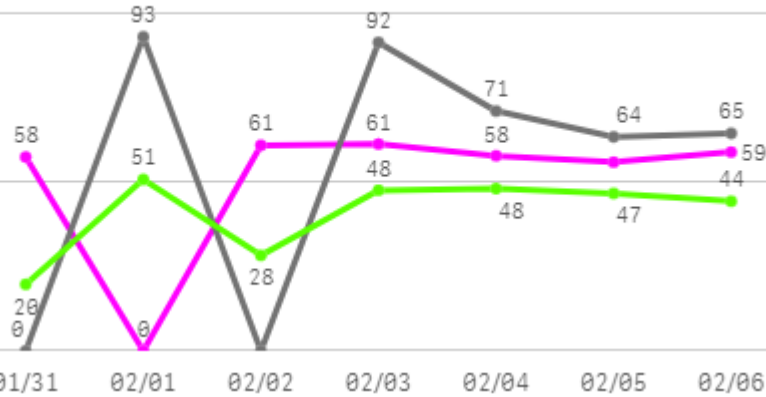
□ 양상추(일반)(12개) 주간 가격

구분	Q	품종	Q	단량	Q	특	상	보통	하
2026-01-31		양상추(일반)		12개		-	15,415	13,680	11,393
2026-02-02		양상추(일반)		12개		-	15,100	14,086	12,466
2026-02-03		양상추(일반)		12개		-	14,853	13,579	10,819
2026-02-04		양상추(일반)		12개		-	14,007	12,617	9,065
2026-02-05		양상추(일반)		12개		-	13,537	10,743	6,349
2026-02-06		양상추(일반)		12개		-	13,078	11,488	7,518
평균						-	14,332	12,699	9,602

청경채

주간 반입량(톤)

2026 (pink) 2025 (grey) 평년 (green)

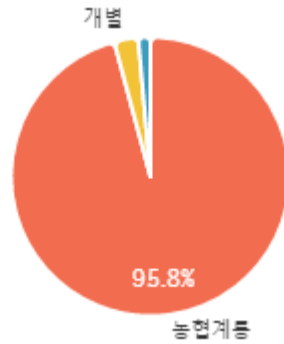


구분	금주(A)	전주(B)	전월(C)	전년(D)	평년(E)	A/B	A/C	A/D	A/E
물량(톤)	353	332	312	384	303	106.4%	113.2%	91.9%	116.7%

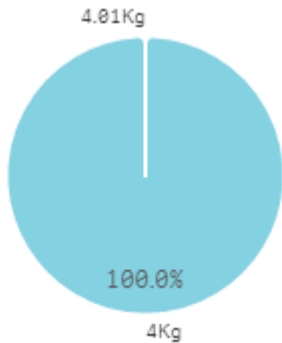
출하 품종별 거래물량 구성비



출하자별 거래물량 구성비



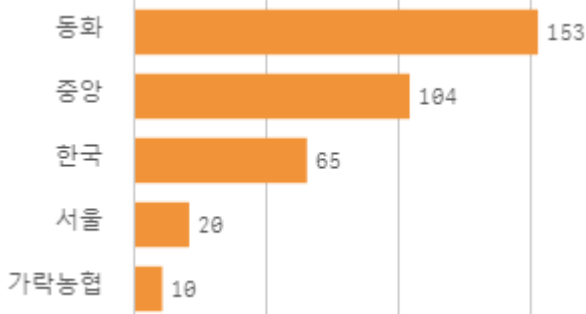
거래 단량별 물량 구성비



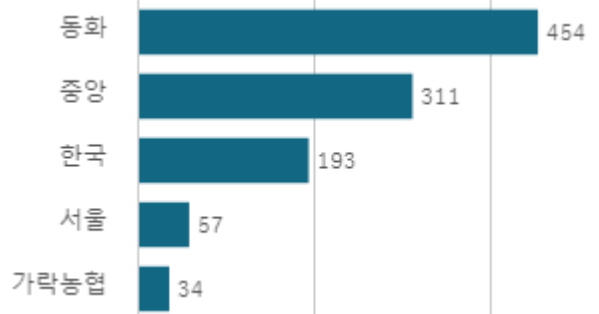
출하 품종별 거래금액 구성비



도매시장 법인별 거래물량(톤)

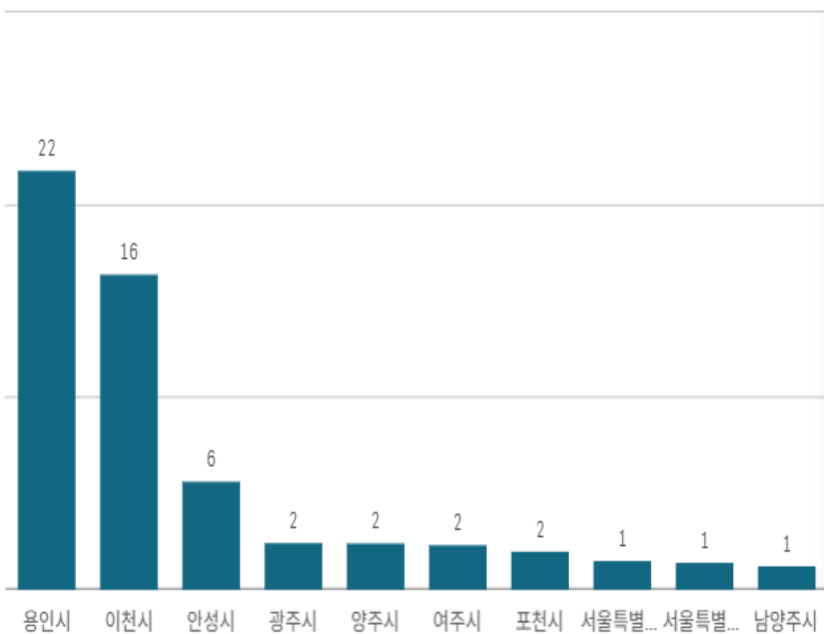


도매시장 법인별 거래금액(백만원)



청경채(4Kg)

산지별 거래물량(톤)



출하산지(개소)

12

출하건수(천건)

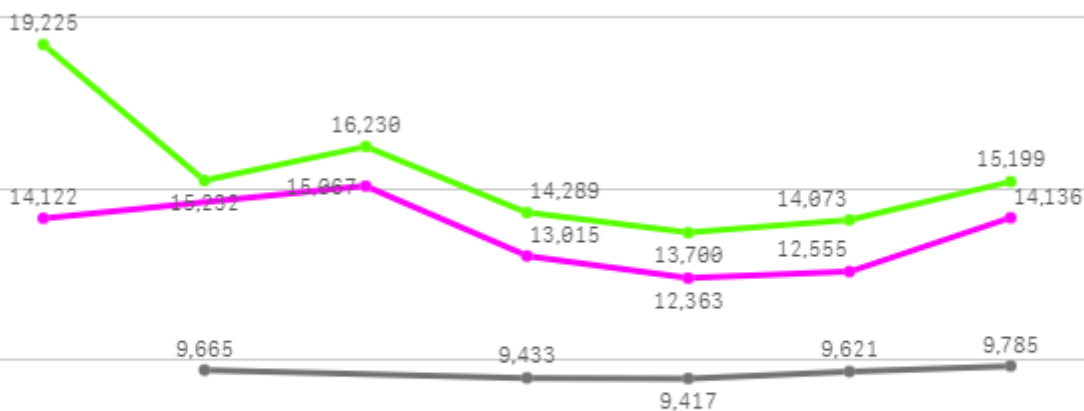
0

산지별 주출하 시군구



주간 도매가격(원)

◆ 2026 ● 2025 ◆ 평년



01/31 02/01 02/02 02/03 02/04 02/05 02/06

구분	금주(A)	전주(B)	전월(C)	전년(D)	평년(E)	A/B	A/C	A/D	A/E
가격(원)	13,543	14,187	15,557	9,584	15,309	95.5%	87.1%	141.3%	88.5%

※ 상품 가격 기준

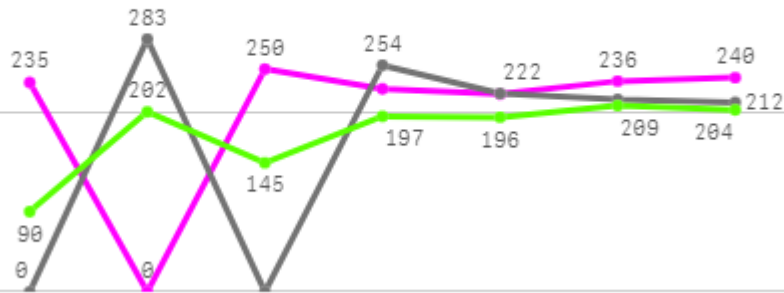
□ 청경채(4Kg) 주간 가격

구분	Q	품종	Q	단량	Q	특	상	보통	하
2026-01-31		청경채		4Kg		-	14,122	12,847	11,225
2026-02-02		청경채		4Kg		-	15,067	13,918	11,292
2026-02-03		청경채		4Kg		-	13,015	11,888	10,102
2026-02-04		청경채		4Kg		-	12,363	11,336	9,372
2026-02-05		청경채		4Kg		-	12,555	11,391	9,476
2026-02-06		청경채		4Kg		-	14,136	13,185	11,115
평균						-	13,543	12,428	10,430

버섯

주간 반입량(톤)

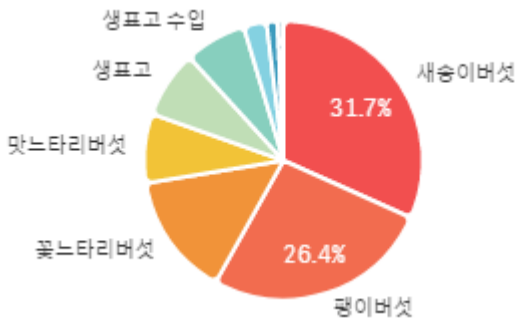
◆ 2026 ● 2025 ▲ 평년



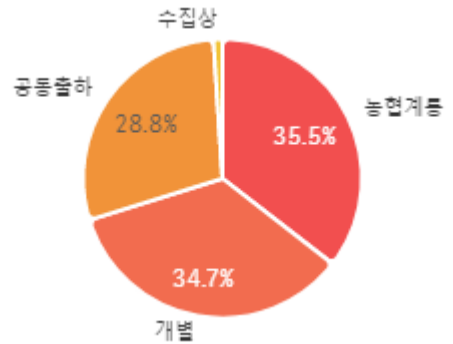
01/31 02/01 02/02 02/03 02/04 02/05 02/06

구분	금주(A)	전주(B)	전월(C)	전년(D)	평년(E)	A/B	A/C	A/D	A/E
물량(톤)	1,410	1,348	1,114	1,188	1,215	104.6%	126.6%	118.7%	116.0%

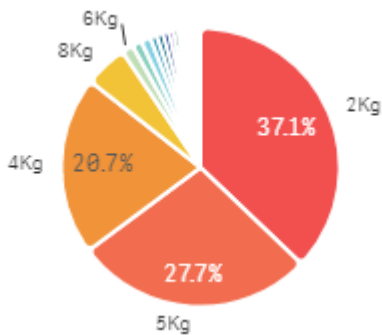
출하 품종별 거래물량 구성비



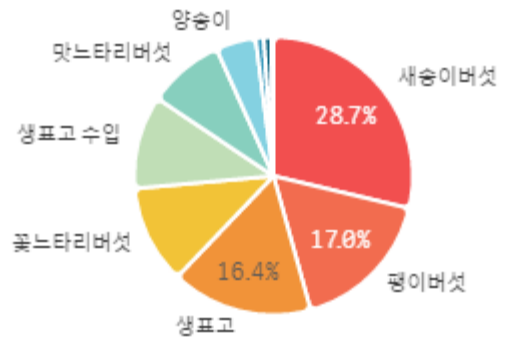
출하자별 거래물량 구성비



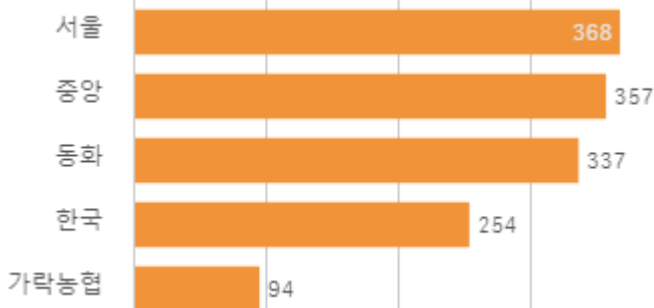
거래 단량별 물량 구성비



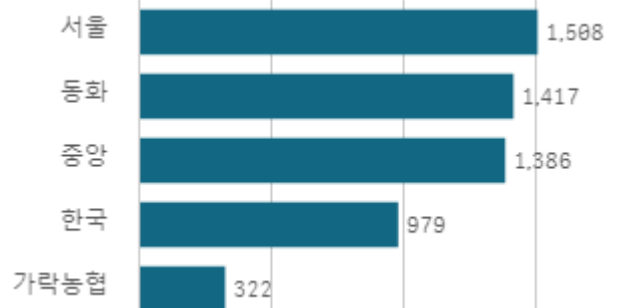
출하 품종별 거래금액 구성비



도매시장 법인별 거래물량(톤)

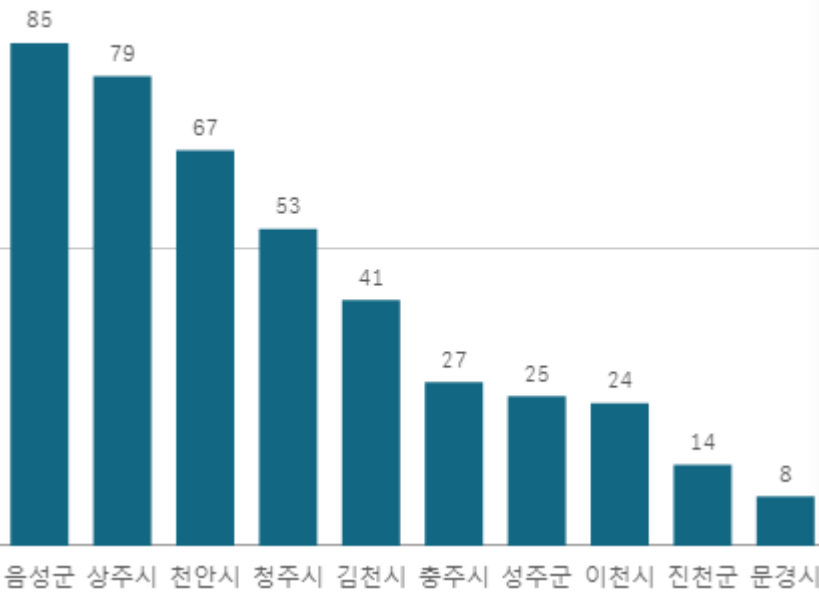


도매시장 법인별 거래금액(백만원)



새송이버섯(2Kg)

산지별 거래물량(톤)



출하산지(개소)

18

출하건수(천건)

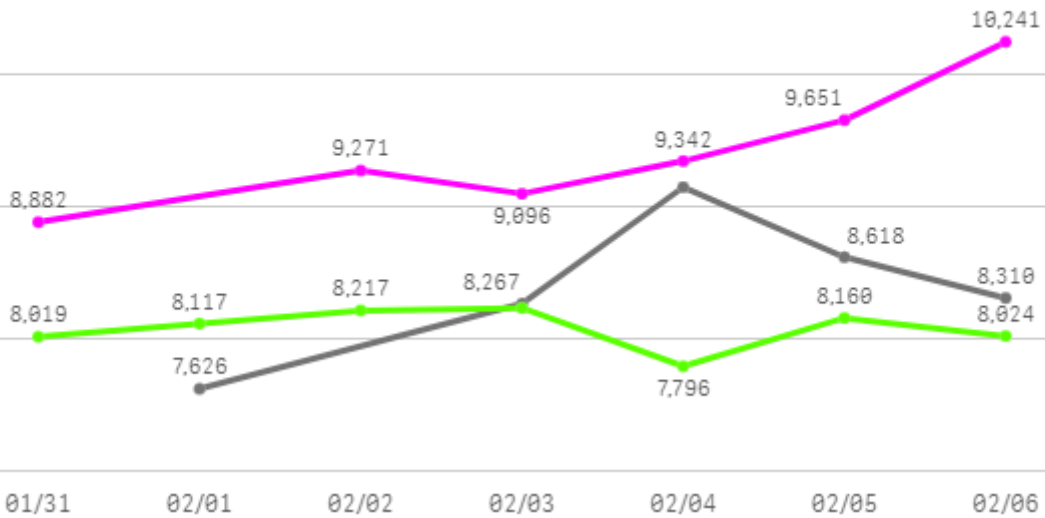
3

산지별 주출하 시군구



주간 도매가격(원)

◆ 2026 ◆ 2025 ◆ 평년



구분	금주(A)	전주(B)	전월(C)	전년(D)	평년(E)	A/B	A/C	A/D	A/E
가격(원)	9,414	7,970	10,947	8,393	8,247	118.1%	86.0%	112.2%	114.1%

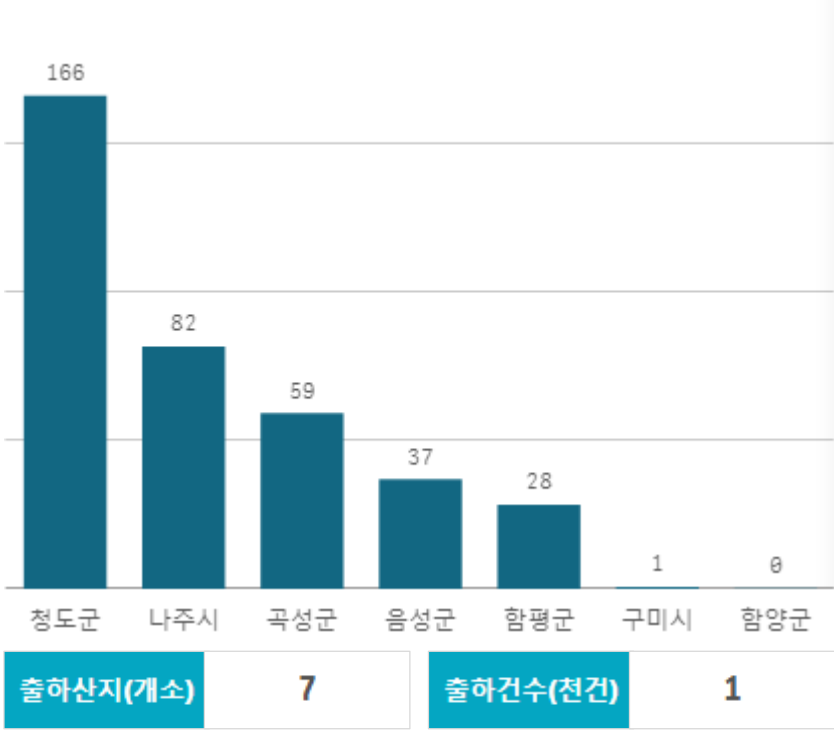
※ 상품 가격 기준

□ 새송이버섯(2Kg) 주간 가격

구분	Q	품종	Q	단량	Q	특	상	보통	하
2026-01-31		새송이버섯		2Kg		11,883	8,882	8,089	5,219
2026-02-02		새송이버섯		2Kg		12,596	9,271	8,495	4,708
2026-02-03		새송이버섯		2Kg		12,325	9,096	8,359	4,980
2026-02-04		새송이버섯		2Kg		13,585	9,342	8,628	5,758
2026-02-05		새송이버섯		2Kg		14,265	9,651	8,835	5,614
2026-02-06		새송이버섯		2Kg		13,491	10,241	9,436	4,941
평균						13,024	9,414	8,640	5,203

팬이버섯(5Kg)

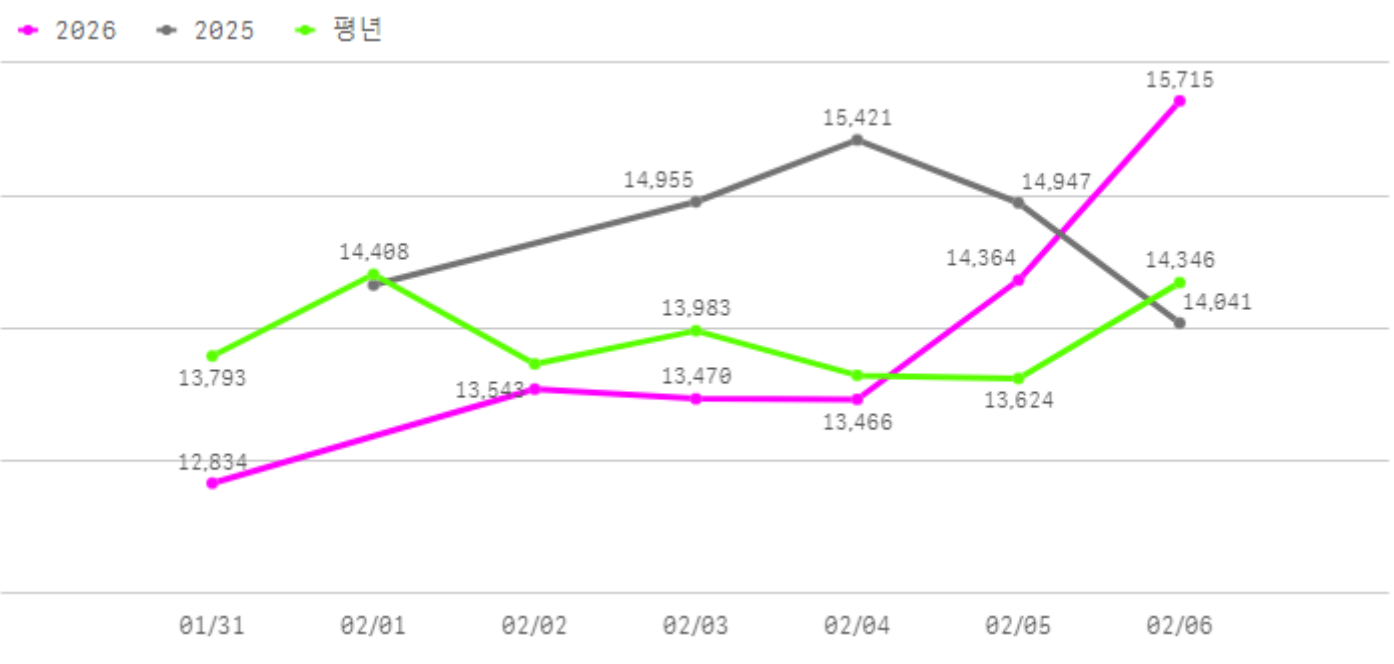
산지별 거래물량(톤)



산지별 주출하 시군구



주간 도매가격(원)



구분	금주(A)	전주(B)	전월(C)	전년(D)	평년(E)	A/B	A/C	A/D	A/E
가격(원)	13,899	10,727	13,858	14,738	13,592	129.6%	100.3%	94.3%	102.3%

※ 상품 가격 기준

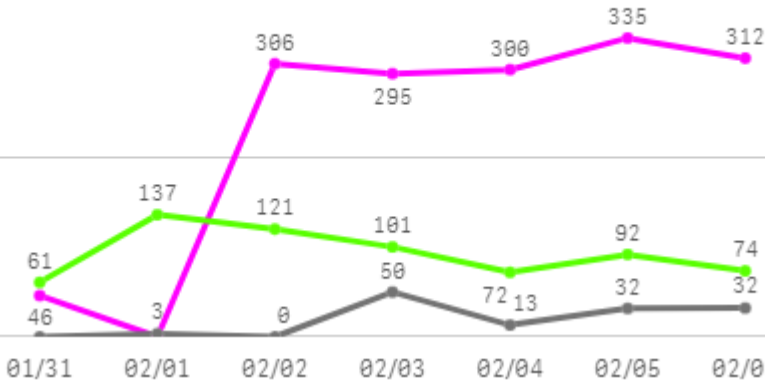
□ 팽이버섯(5Kg) 주간 가격

구분	Q	품종	Q	단량	Q	특	상	보통	하
2026-01-31		팽이버섯		5Kg		13,751	12,834	11,489	10,780
2026-02-02		팽이버섯		5Kg		14,500	13,543	12,126	11,381
2026-02-03		팽이버섯		5Kg		14,588	13,470	11,719	10,928
2026-02-04		팽이버섯		5Kg		14,585	13,466	12,082	10,991
2026-02-05		팽이버섯		5Kg		15,231	14,364	13,242	12,008
2026-02-06		팽이버섯		5Kg		16,500	15,715	14,611	13,150
평균						14,859	13,899	12,545	11,540

사과

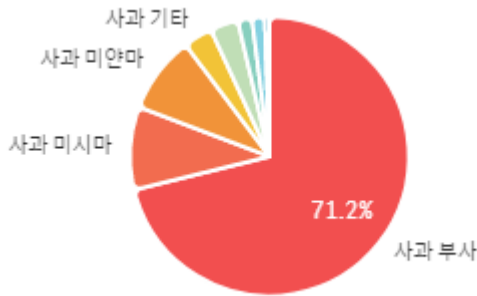
주간 반입량(톤)

◆ 2026 ● 2025 ▲ 평년

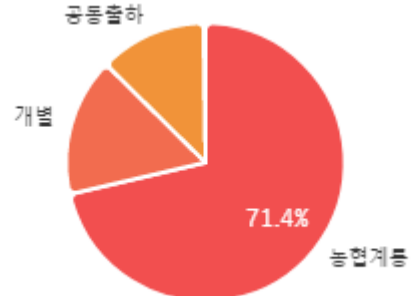


구분	금주(A)	전주(B)	전월(C)	전년(D)	평년(E)	A/B	A/C	A/D	A/E
물량(톤)	1,595	757	495	131	697	210.6%	322.0%	1215.8%	228.9%

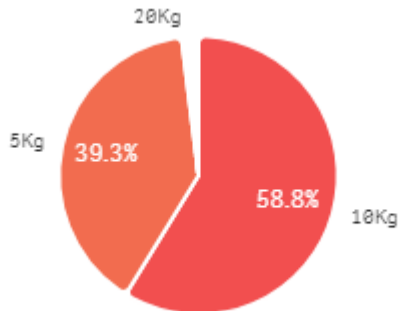
출하 품종별 거래물량 구성비



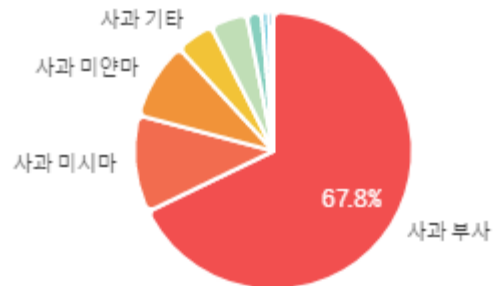
출하자별 거래물량 구성비



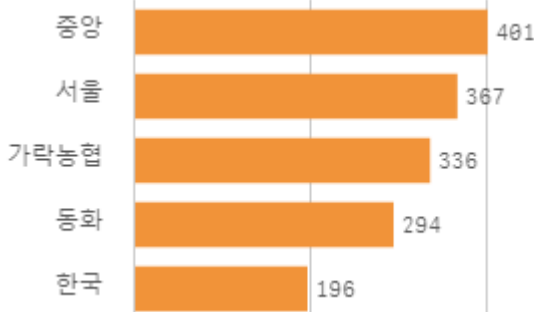
거래 단량별 물량 구성비



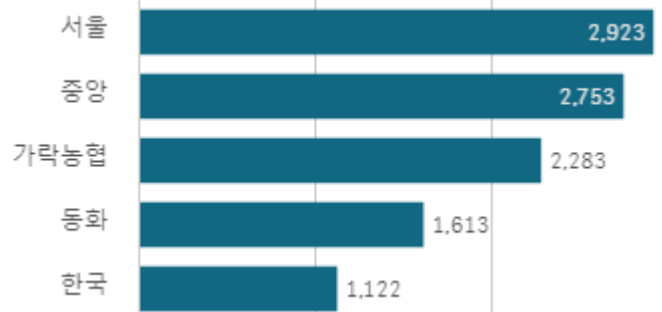
출하 품종별 거래금액 구성비



도매시장 법인별 거래물량(톤)

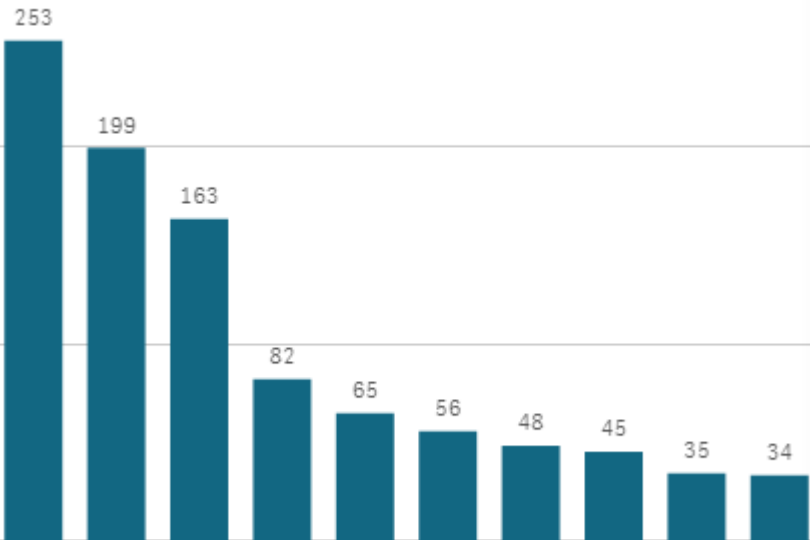


도매시장 법인별 거래금액(백만원)



사과 부사(10Kg)

산지별 거래물량(톤)



출하산지(개소)

35

출하건수(천건)

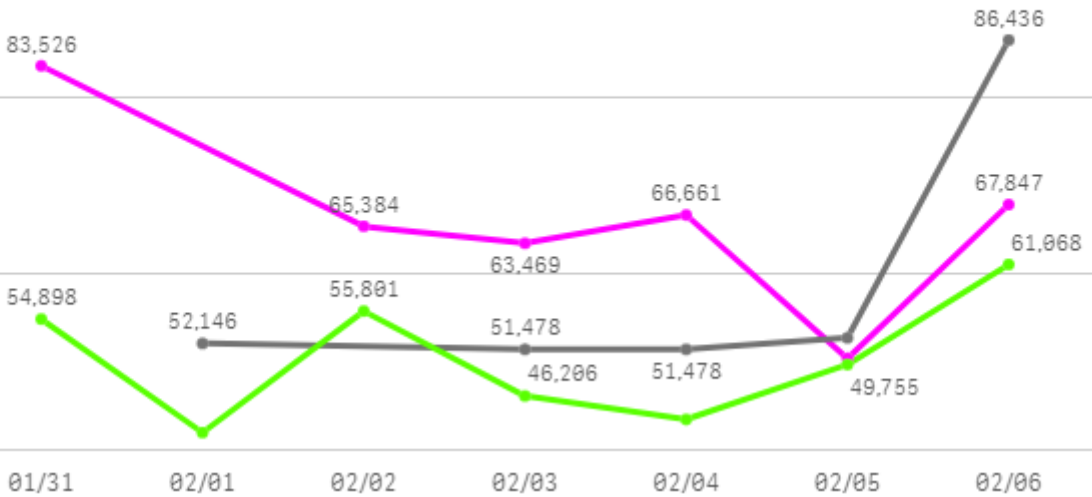
3

산지별 주출하 시군구



주간 도매가격(원)

◆ 2026 ● 2025 ◆ 평년



구분	금주(A)	전주(B)	전월(C)	전년(D)	평년(E)	A/B	A/C	A/D	A/E
가격(원)	66,224	84,988	82,381	58,862	53,629	77.9%	80.4%	112.5%	123.5%

※ 상품 가격 기준

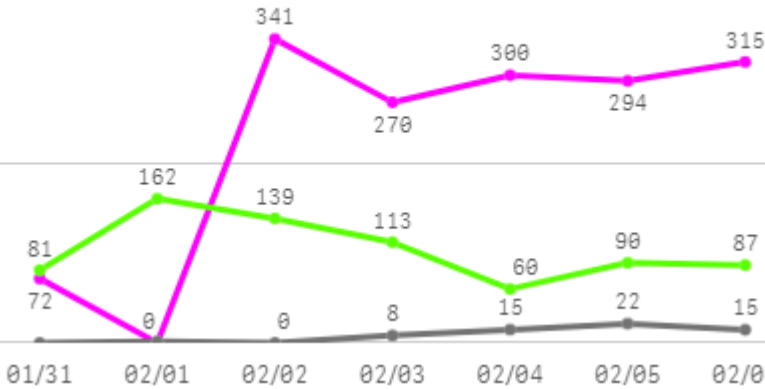
□ 사과 부사(10Kg) 주간 가격

구분	Q	품종	Q	단량	Q	특	상	보통	하
2026-01-31		사과 부사		10Kg		164,312	83,526	41,962	22,907
2026-02-02		사과 부사		10Kg		153,915	65,384	37,354	22,203
2026-02-03		사과 부사		10Kg		120,687	63,469	35,531	22,728
2026-02-04		사과 부사		10Kg		129,075	66,661	35,497	24,255
2026-02-05		사과 부사		10Kg		101,228	50,457	38,912	24,364
2026-02-06		사과 부사		10Kg		109,869	67,847	36,776	20,545
평균						129,848	66,224	37,672	22,834

배

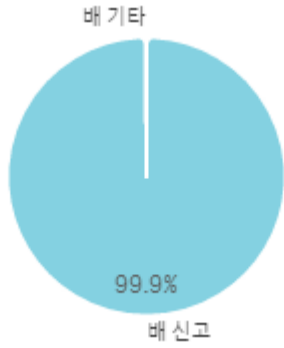
주간 반입량(톤)

2026 (파란색 선) 2025 (회색 선) 평년 (초록색 선)

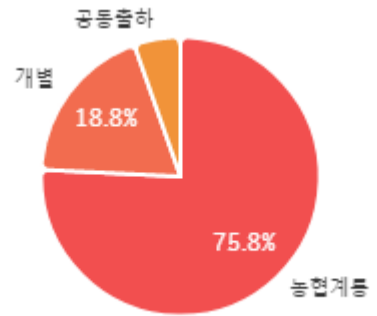


구분	금주(A)	전주(B)	전월(C)	전년(D)	평년(E)	A/B	A/C	A/D	A/E
물량(톤)	1,591	548	339	61	714	290.3%	470.0%	2604.8%	223.0%

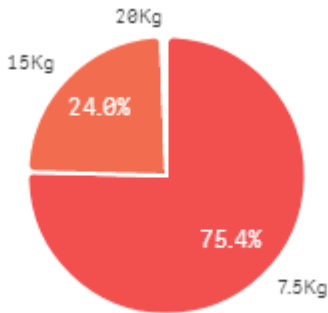
출하 품종별 거래물량 구성비



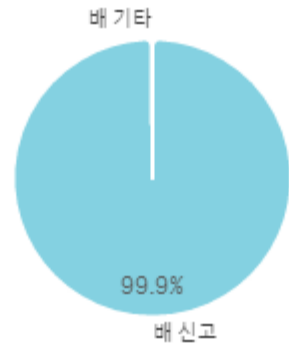
출하자별 거래물량 구성비



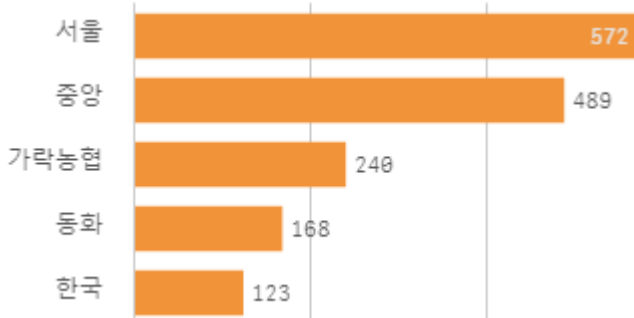
거래 단량별 물량 구성비



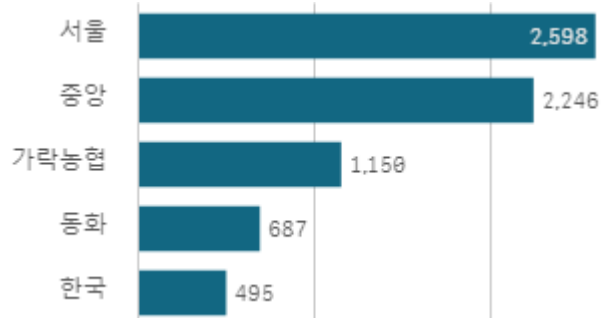
출하 품종별 거래금액 구성비



도매시장 법인별 거래물량(톤)

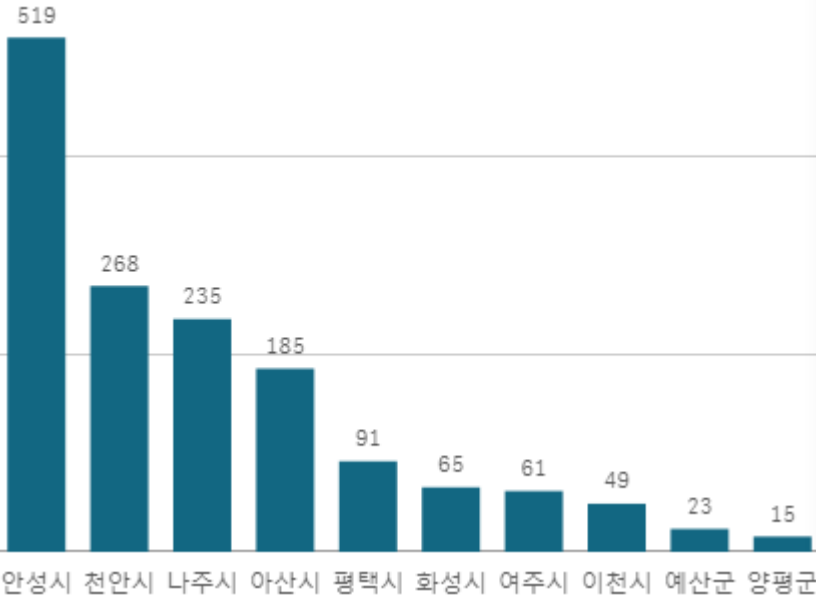


도매시장 법인별 거래금액(백만원)



배 신고(15Kg)

산지별 거래물량(톤)



출하산지(개소)

26

출하건수(천건)

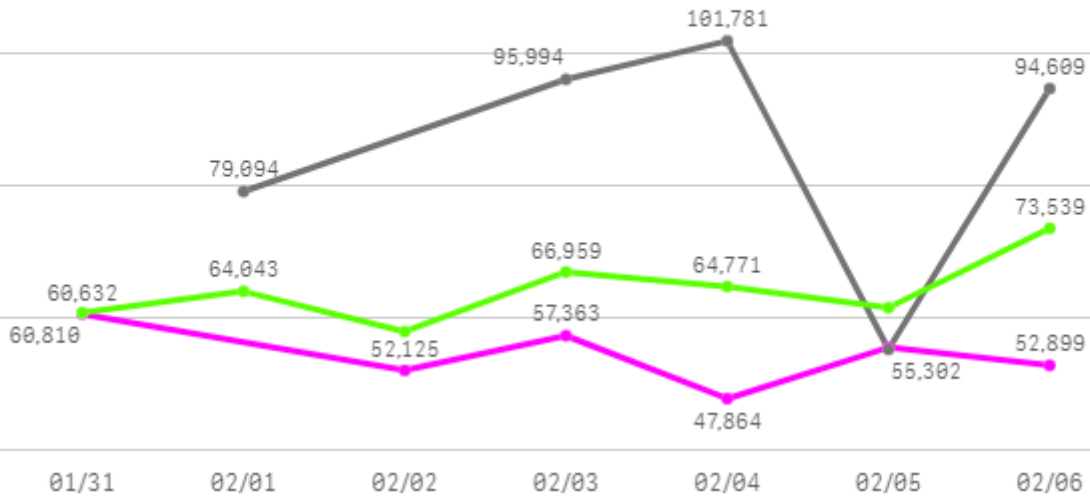
4

산지별 주출하 시군구



주간 도매가격(원)

◆ 2026 ● 2025 ◆ 평년



구분	금주(A)	전주(B)	전월(C)	전년(D)	평년(E)	A/B	A/C	A/D	A/E
가격(원)	54,412	51,602	58,865	85,356	61,481	105.4%	92.4%	63.7%	88.5%

※ 상품 가격 기준

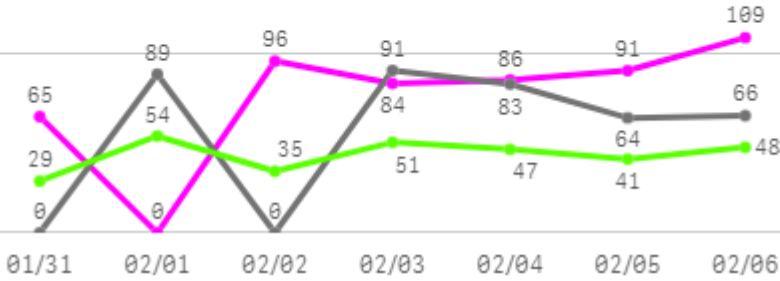
□ 배 신고(15Kg) 주간 가격

구분	Q	품종	Q	단량	Q	특	상	보통	하
2026-01-31		배 신고		15Kg		81,481	60,632	35,039	25,951
2026-02-02		배 신고		15Kg		70,658	52,125	37,543	26,719
2026-02-03		배 신고		15Kg		94,947	57,363	35,318	23,618
2026-02-04		배 신고		15Kg		76,508	47,864	34,863	27,673
2026-02-05		배 신고		15Kg		82,589	55,588	39,511	28,467
2026-02-06		배 신고		15Kg		88,171	52,899	37,186	26,124
평균						82,392	54,412	36,577	26,425

포도

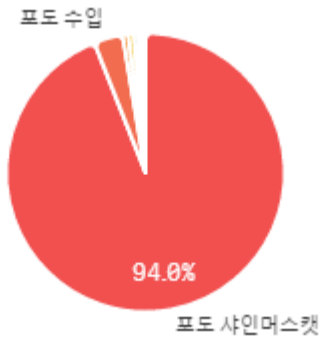
주간 반입량(톤)

◆ 2026 ● 2025 ▲ 평년

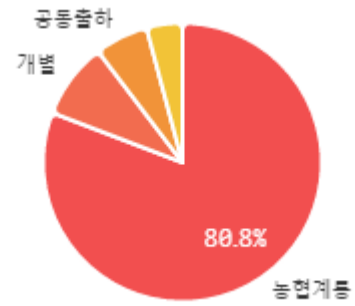


구분	금주(A)	전주(B)	전월(C)	전년(D)	평년(E)	A/B	A/C	A/D	A/E
물량(톤)	531	379	420	394	363	140.0%	126.6%	135.0%	146.5%

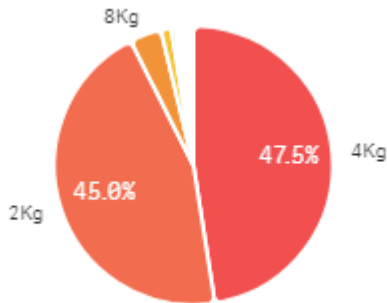
출하 품종별 거래물량 구성비



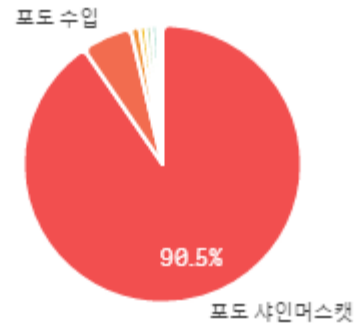
출하자별 거래물량 구성비



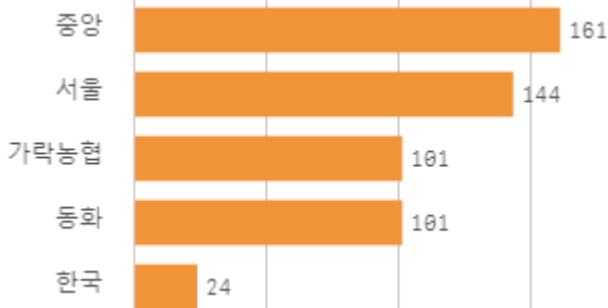
거래 단량별 물량 구성비



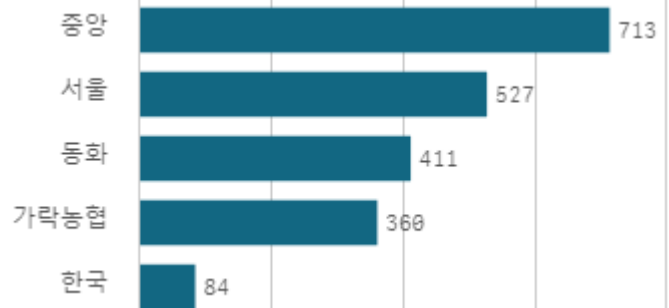
출하 품종별 거래금액 구성비



도매시장 법인별 거래물량(톤)

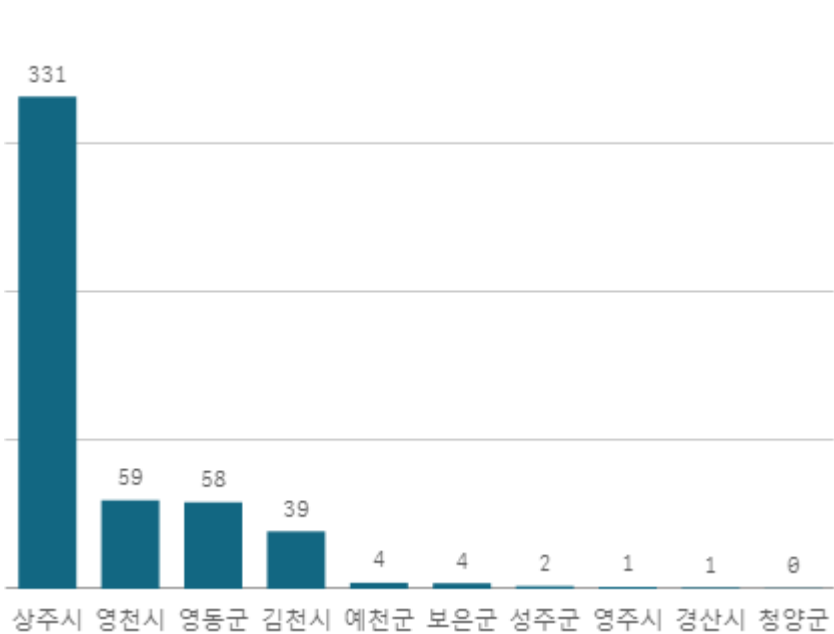


도매시장 법인별 거래금액(백만원)



포도 샤인머스켓(2Kg)

산지별 거래물량(톤)



출하산지(개소)

10

출하건수(천건)

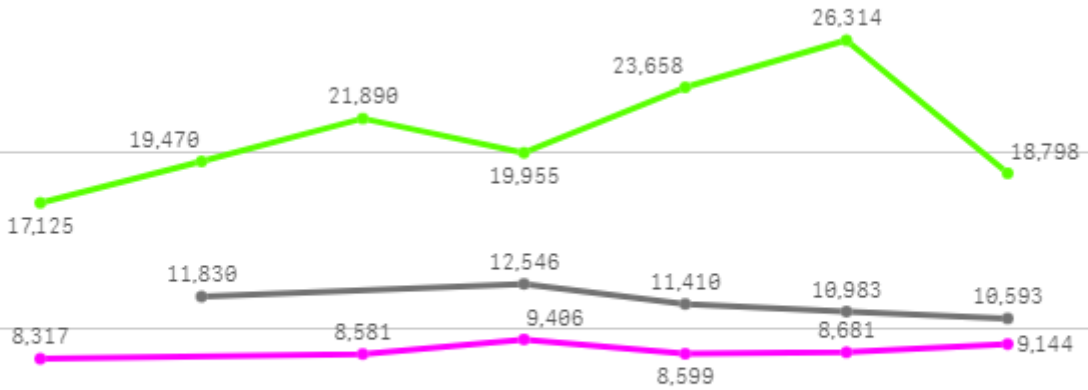
5

산지별 주출하 시군구



주간 도매가격(원)

◆ 2026 ● 2025 ◆ 평년



01/31 02/01 02/02 02/03 02/04 02/05 02/06

구분	금주(A)	전주(B)	전월(C)	전년(D)	평년(E)	A/B	A/C	A/D	A/E
가격(원)	8,788	8,640	8,914	11,472	15,967	101.7%	98.6%	76.6%	55.0%

※ 상품 가격 기준

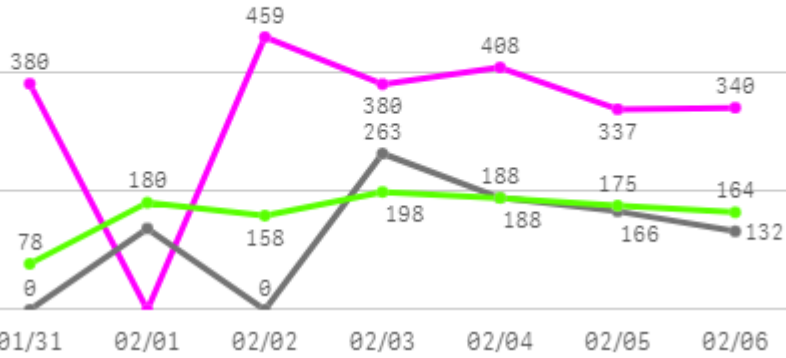
□ 포도 샤인머스켓(2Kg) 주간 가격

구분	Q	품종	Q	단량	Q	특	상	보통	하
2026-01-31		포도 샤인머스켓		2Kg		11,709	8,317	5,971	3,892
2026-02-02		포도 샤인머스켓		2Kg		12,601	8,581	6,185	4,412
2026-02-03		포도 샤인머스켓		2Kg		13,521	9,406	6,529	4,350
2026-02-04		포도 샤인머스켓		2Kg		12,362	8,599	6,012	3,877
2026-02-05		포도 샤인머스켓		2Kg		12,893	8,681	5,885	3,823
2026-02-06		포도 샤인머스켓		2Kg		12,897	9,144	6,302	3,874
평균						12,664	8,788	6,147	4,038

감귤

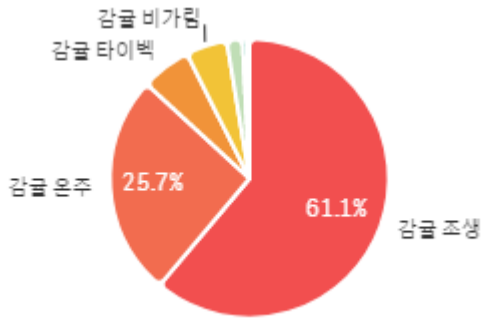
주간 반입량(톤)

◆ 2026 ● 2025 ▲ 평년

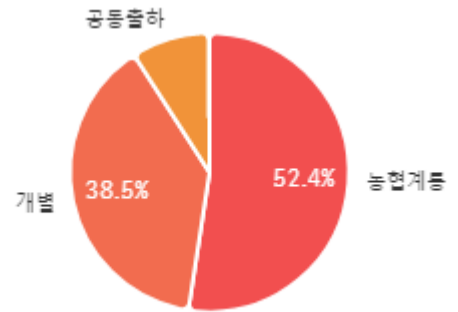


구분	금주(A)	전주(B)	전월(C)	전년(D)	평년(E)	A/B	A/C	A/D	A/E
물량(톤)	2,304	2,154	2,242	886	1,214	106.9%	102.8%	260.0%	189.7%

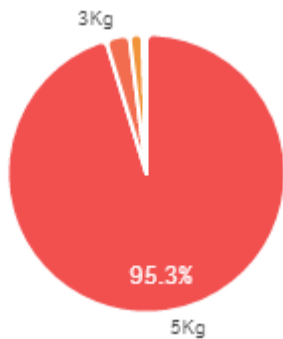
출하 품종별 거래물량 구성비



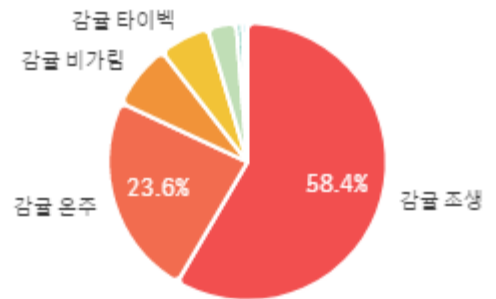
출하자별 거래물량 구성비



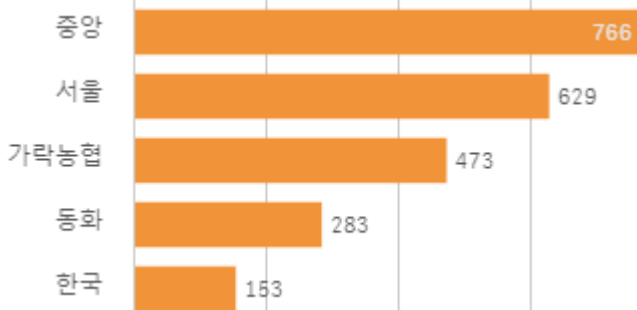
거래 단량별 물량 구성비



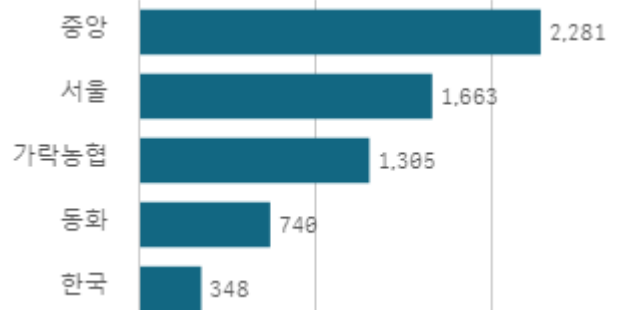
출하 품종별 거래금액 구성비



도매시장 법인별 거래물량(톤)

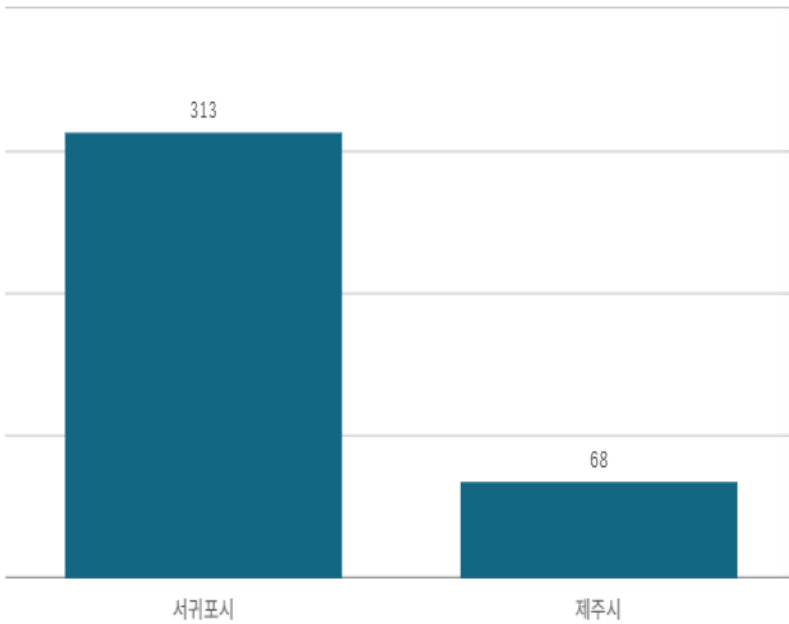


도매시장 법인별 거래금액(백만원)



감귤(5Kg)

산지별 거래물량(톤)



산지별 주출하 시군구



출하산지(개소)

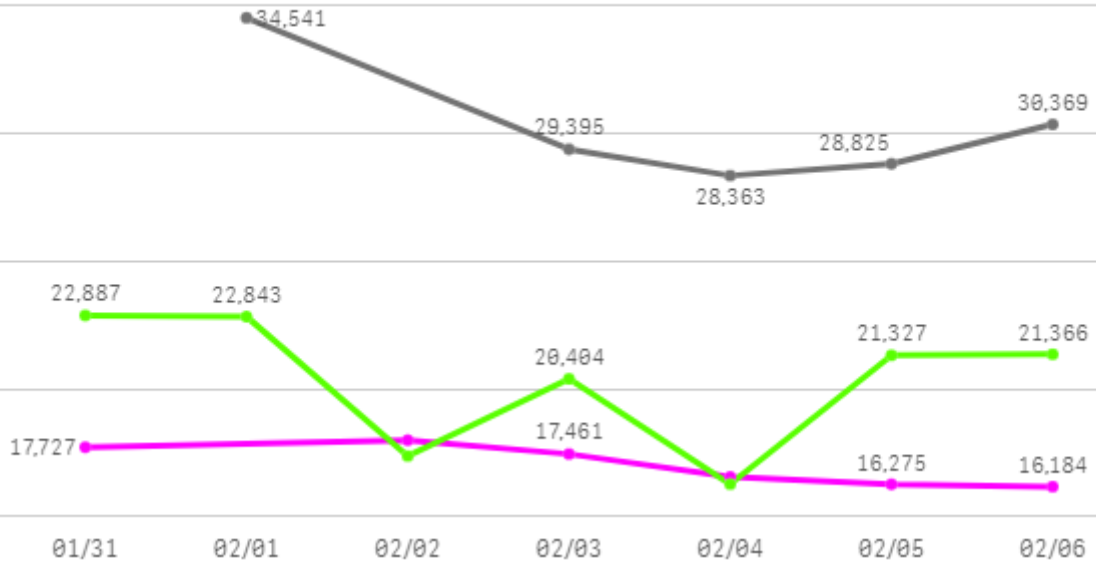
2

출하건수(천건)

2

주간 도매가격(원)

◆ 2026 ● 2025 ◆ 평년



구분	금주(A)	전주(B)	전월(C)	전년(D)	평년(E)	A/B	A/C	A/D	A/E
가격(원)	17,036	17,252	17,801	30,299	21,871	98.7%	95.7%	56.2%	77.9%

※ 상품 가격 기준

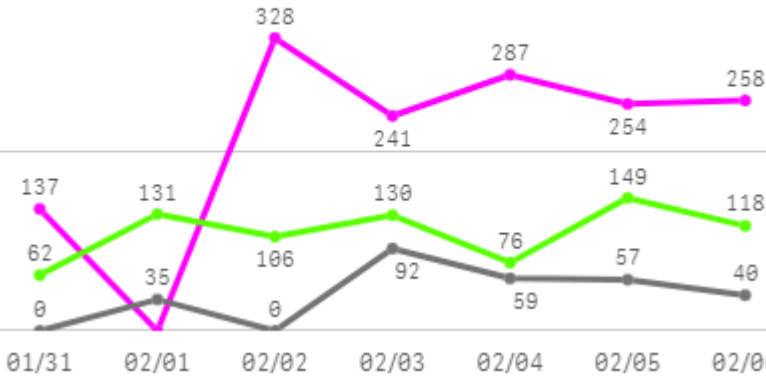
□ 감귤(5Kg) 주간 가격

구분	Q	품종	Q	단량	Q	특	상	보통	하
2026-01-31		감귤		5Kg		30,720	17,727	12,064	6,777
2026-02-02		감귤		5Kg		30,327	18,002	12,312	6,600
2026-02-03		감귤		5Kg		31,040	17,461	11,897	7,340
2026-02-04		감귤		5Kg		29,197	16,566	11,288	6,844
2026-02-05		감귤		5Kg		28,843	16,275	10,498	6,640
2026-02-06		감귤		5Kg		28,947	16,184	10,429	6,487
평균						29,846	17,036	11,415	6,781

만감

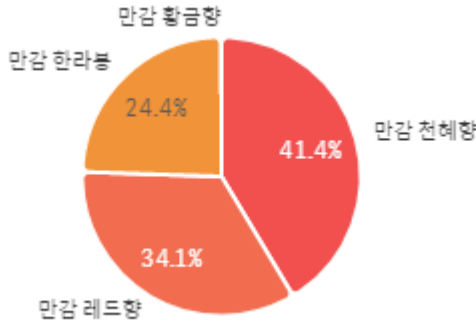
주간 반입량(톤)

◆ 2026 ● 2025 ▲ 평년

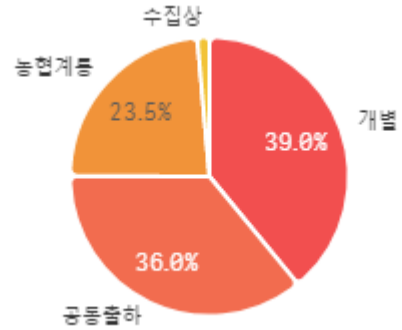


구분	금주(A)	전주(B)	전월(C)	전년(D)	평년(E)	A/B	A/C	A/D	A/E
물량(톤)	1,506	844	355	284	824	178.5%	424.3%	530.7%	182.9%

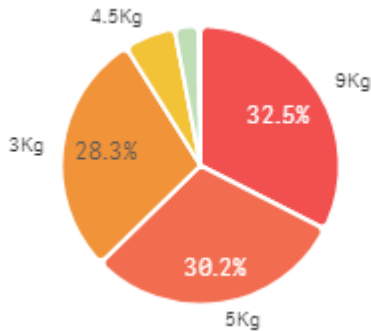
출하 품종별 거래물량 구성비



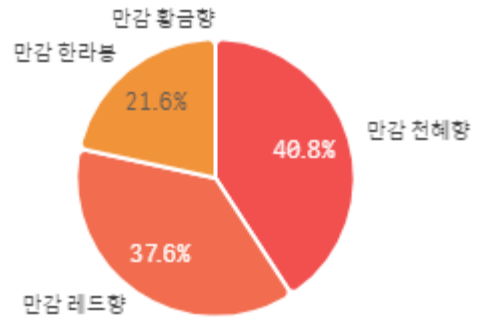
출하자별 거래물량 구성비



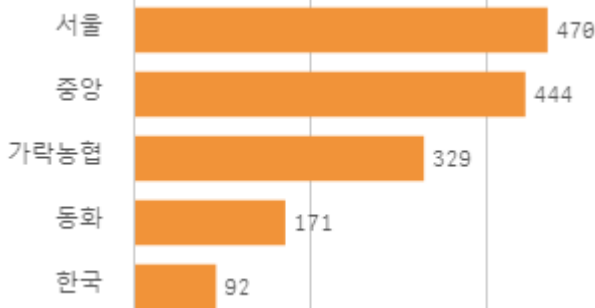
거래 단량별 물량 구성비



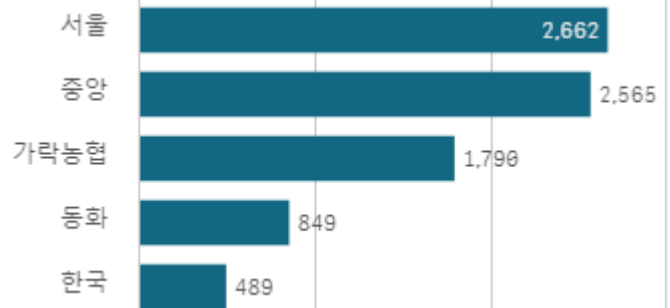
출하 품종별 거래금액 구성비



도매시장 법인별 거래물량(톤)

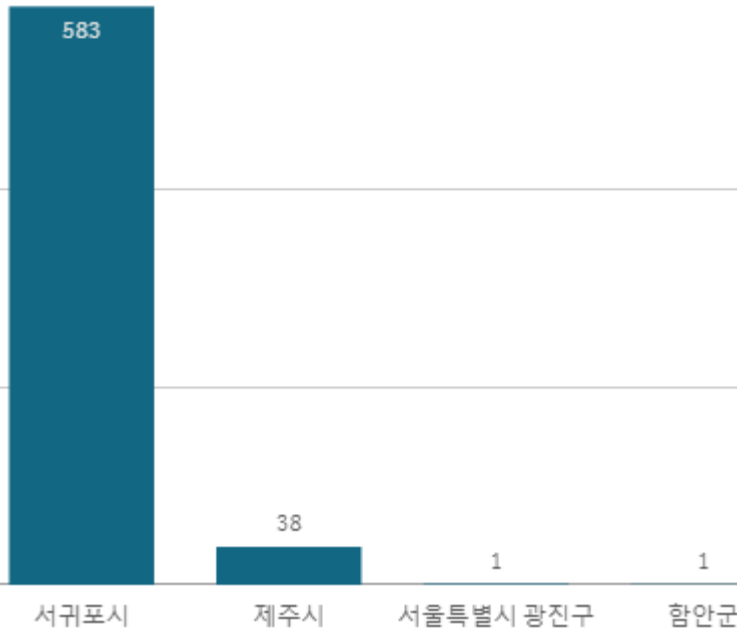


도매시장 법인별 거래금액(백만원)



만감 천혜향(9Kg)

산지별 거래물량(톤)



산지별 주출하 시군구



출하산지(개소)

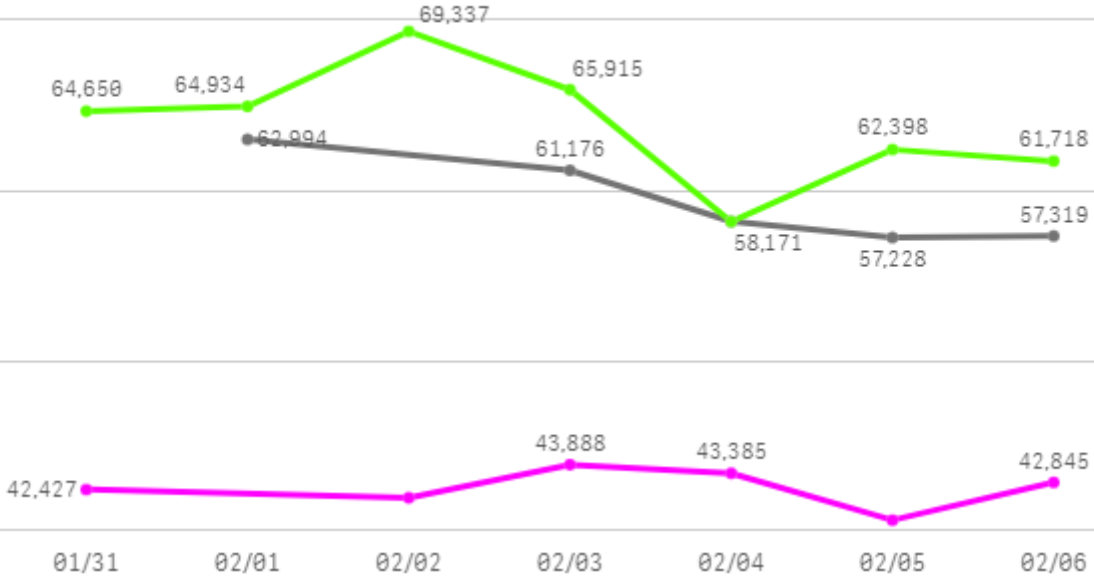
4

출하건수(천건)

3

주간 도매가격(원)

◆ 2026 ● 2025 ◆ 평년



구분	금주(A)	전주(B)	전월(C)	전년(D)	평년(E)	A/B	A/C	A/D	A/E
가격(원)	42,519	42,279	53,088	59,378	56,306	100.6%	80.1%	71.6%	75.5%

※ 상품 가격 기준

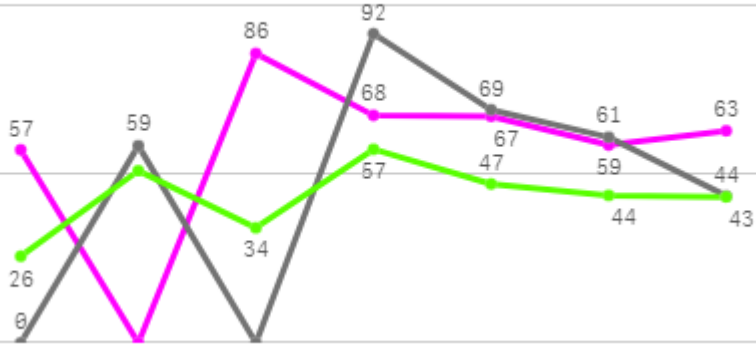
□ 만감 천혜향(9Kg) 주간 가격

구분	Q	품종	Q	단량	Q	특	상	보통	하
2026-01-31		만감 천혜향		9Kg		44,000	42,427	41,024	36,904
2026-02-02		만감 천혜향		9Kg		43,000	41,942	38,463	32,812
2026-02-03		만감 천혜향		9Kg		44,000	43,888	41,950	39,607
2026-02-04		만감 천혜향		9Kg		44,000	43,385	38,643	27,624
2026-02-05		만감 천혜향		9Kg		42,429	40,629	34,864	29,685
2026-02-06		만감 천혜향		9Kg		44,645	42,845	39,036	34,645
평균						43,679	42,519	38,997	33,546

단감

주간 반입량(톤)

◆ 2026 ● 2025 ▲ 평년



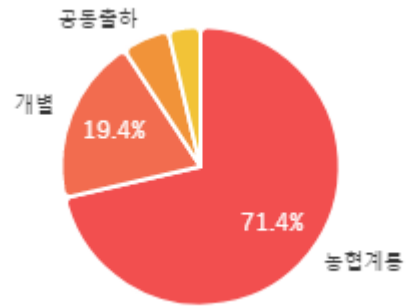
01/31 02/01 02/02 02/03 02/04 02/05 02/06

구분	금주(A)	전주(B)	전월(C)	전년(D)	평년(E)	A/B	A/C	A/D	A/E
물량(톤)	400	375	404	324	319	106.6%	99.0%	123.3%	125.3%

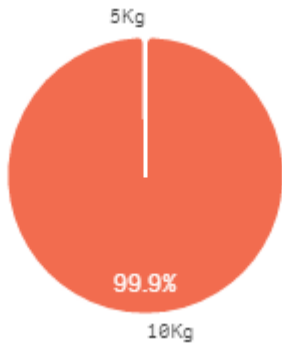
출하 품종별 거래물량 구성비



출하자별 거래물량 구성비



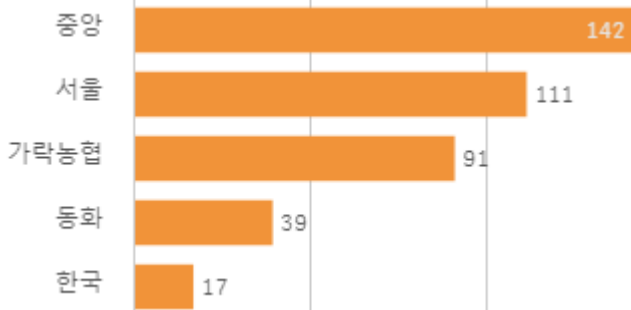
거래 단량별 물량 구성비



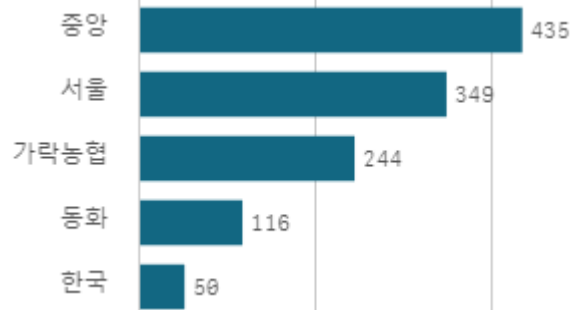
출하 품종별 거래금액 구성비



도매시장 법인별 거래물량(톤)

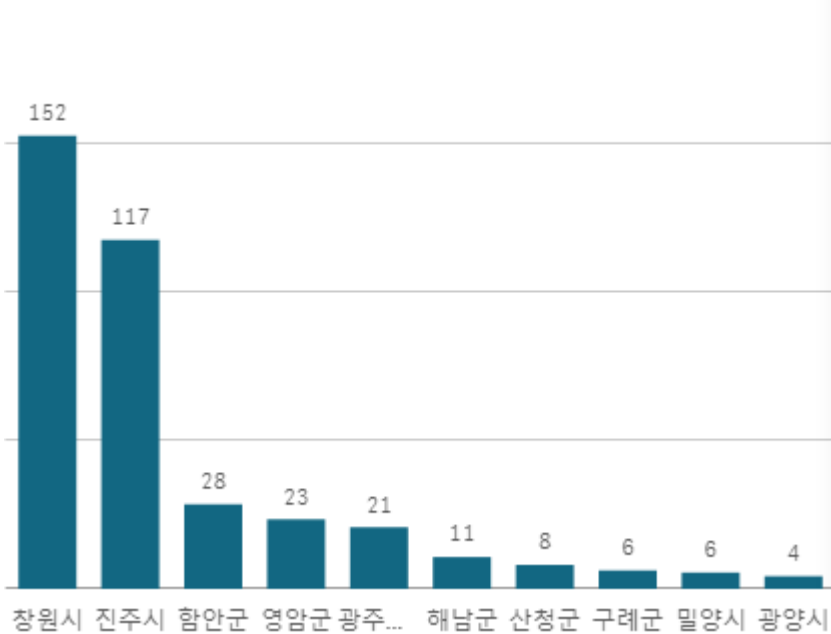


도매시장 법인별 거래금액(백만원)



단감 부유(10Kg)

산지별 거래물량(톤)



출하산지(개소)

20

출하건수(천건)

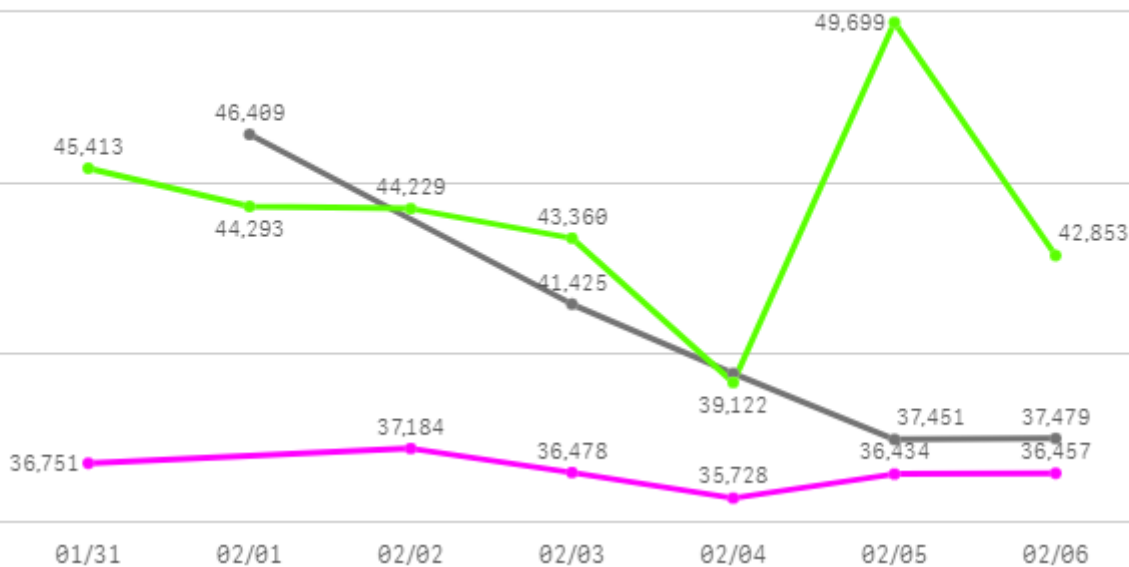
3

산지별 주출하 시군구



주간 도매가격(원)

◆ 2026 ● 2025 ◆ 평년



구분	금주(A)	전주(B)	전월(C)	전년(D)	평년(E)	A/B	A/C	A/D	A/E
가격(원)	36,505	37,140	36,010	40,431	42,471	98.3%	101.4%	90.3%	86.0%

※ 상품 가격 기준

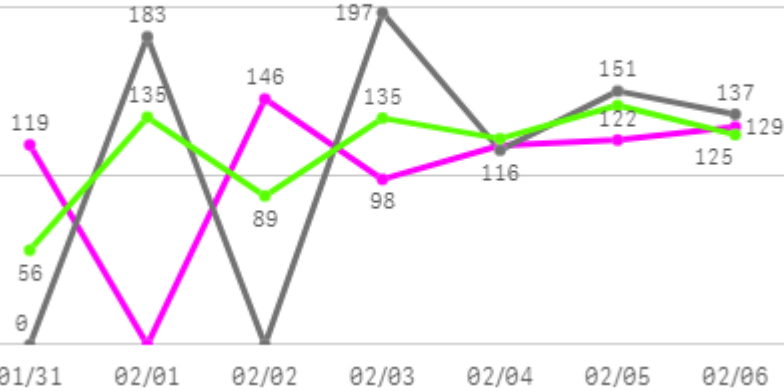
□ 단감 부유(10Kg) 주간 가격

구분	Q	품종	Q	단량	Q	특	상	보통	하
2026-01-31		단감 부유		10Kg		47,269	36,751	28,411	21,245
2026-02-02		단감 부유		10Kg		47,432	37,184	29,034	19,079
2026-02-03		단감 부유		10Kg		45,923	36,478	28,348	19,232
2026-02-04		단감 부유		10Kg		44,884	35,728	27,684	19,511
2026-02-05		단감 부유		10Kg		45,599	36,434	28,423	19,142
2026-02-06		단감 부유		10Kg		46,223	36,457	27,370	18,029
평균						46,222	36,505	28,212	19,373

바나나

주간 반입량(톤)

◆ 2026 ● 2025 ▲ 평년

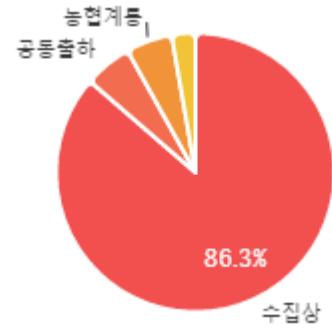


구분	금주(A)	전주(B)	전월(C)	전년(D)	평년(E)	A/B	A/C	A/D	A/E
물량(톤)	733	724	591	784	720	101.2%	124.0%	93.5%	101.8%

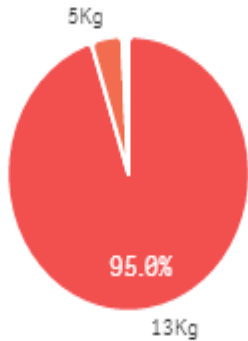
출하 품종별 거래물량 구성비



출하자별 거래물량 구성비



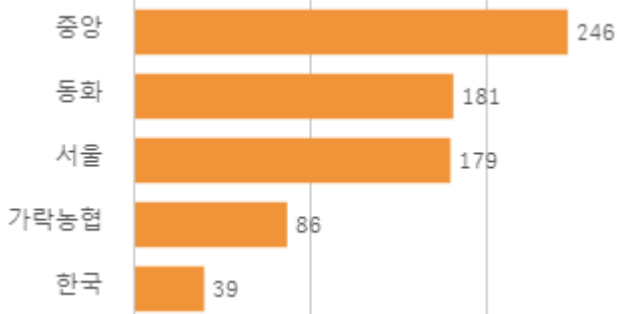
거래 단량별 물량 구성비



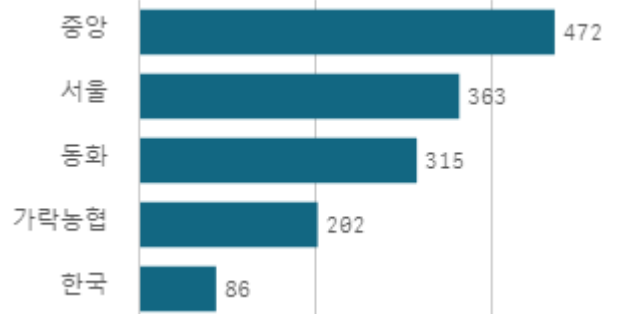
출하 품종별 거래금액 구성비



도매시장 법인별 거래물량(톤)

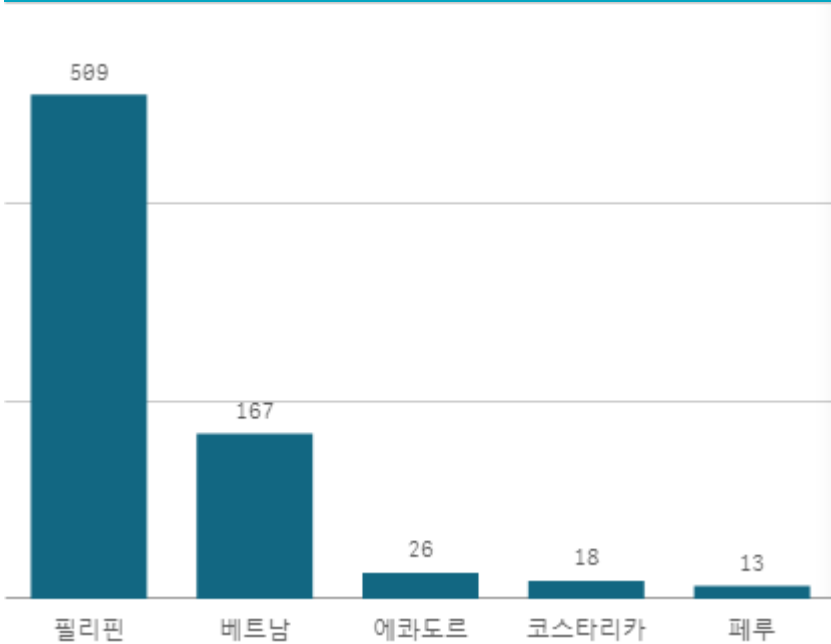


도매시장 법인별 거래금액(백만원)

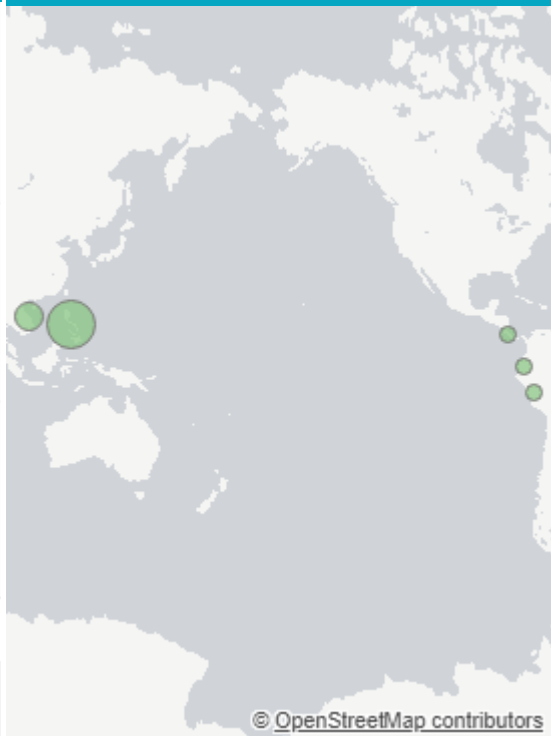


바나나 수입(13Kg)

산지별 거래물량(톤)



산지별 주출하 시군구



출하산지(개소)

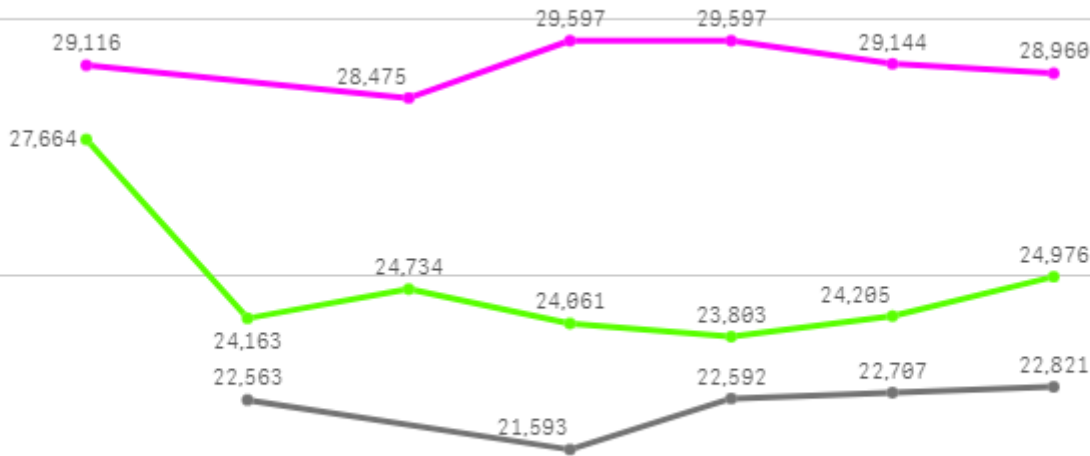
5

출하건수(천건)

2

주간 도매가격(원)

◆ 2026 ● 2025 ◆ 평년



01/31

02/01

02/02

02/03

02/04

02/05

02/06

구분	금주(A)	전주(B)	전월(C)	전년(D)	평년(E)	A/B	A/C	A/D	A/E
가격(원)	29,148	29,371	26,577	22,455	26,644	99.2%	109.7%	129.8%	109.4%

※ 상품 가격 기준

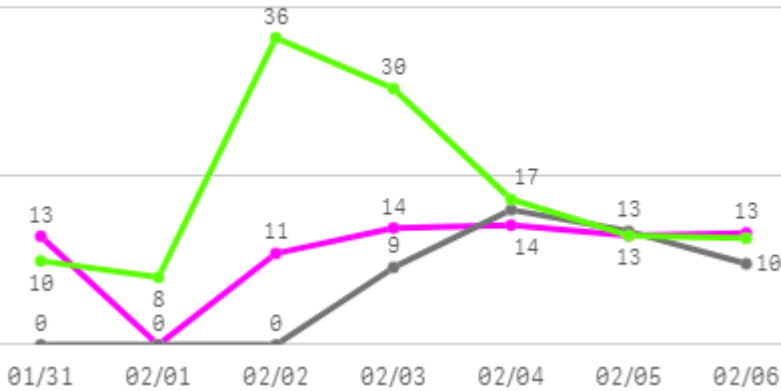
□ 바나나 수입(13Kg) 주간 가격

구분	Q	품종	Q	단량	Q	특	상	보통	하
2026-01-31		바나나 수입		13Kg		35,501	29,116	22,475	12,915
2026-02-02		바나나 수입		13Kg		34,721	28,475	20,552	12,415
2026-02-03		바나나 수입		13Kg		35,059	29,597	24,355	15,076
2026-02-04		바나나 수입		13Kg		34,425	29,597	23,340	13,323
2026-02-05		바나나 수입		13Kg		34,974	29,144	22,174	12,268
2026-02-06		바나나 수입		13Kg		34,532	28,960	22,882	14,137
평균						34,869	29,148	22,630	13,356

고등어

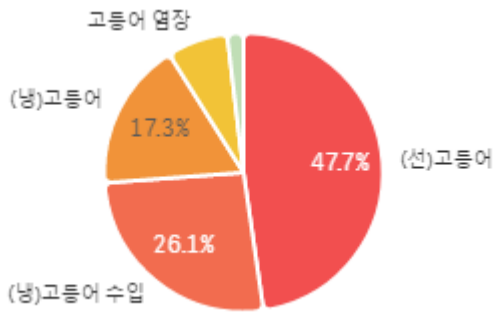
주간 반입량(톤)

● 2026 ● 2025 ● 평년

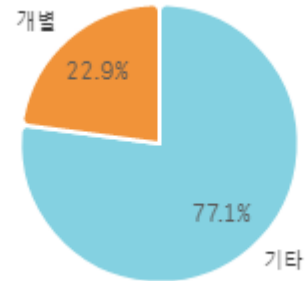


구분	금주(A)	전주(B)	전월(C)	전년(D)	평년(E)	A/B	A/C	A/D	A/E
물량(톤)	78	72	49	48	109	108.2%	160.3%	161.5%	72.0%

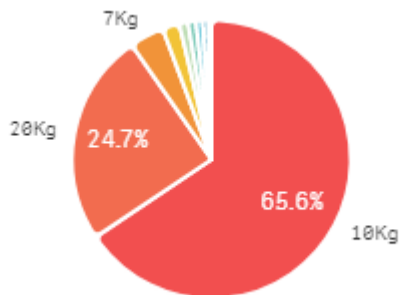
출하 품종별 거래물량 구성비



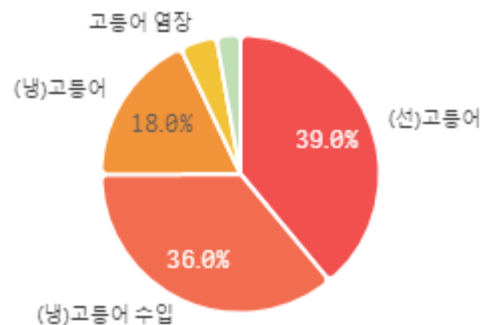
출하자별 거래물량 구성비



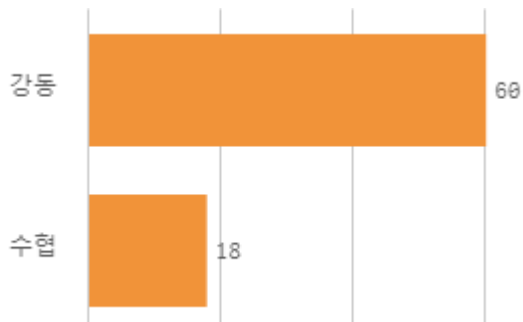
거래 단량별 물량 구성비



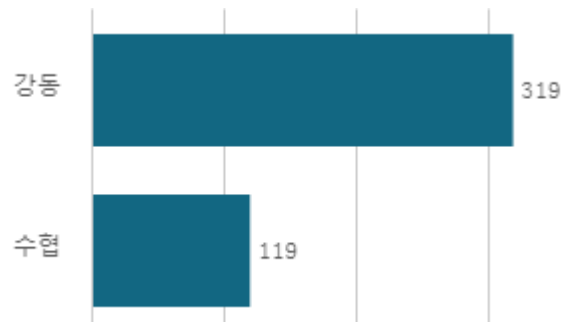
출하 품종별 거래금액 구성비



도매시장 법인별 거래물량(톤)

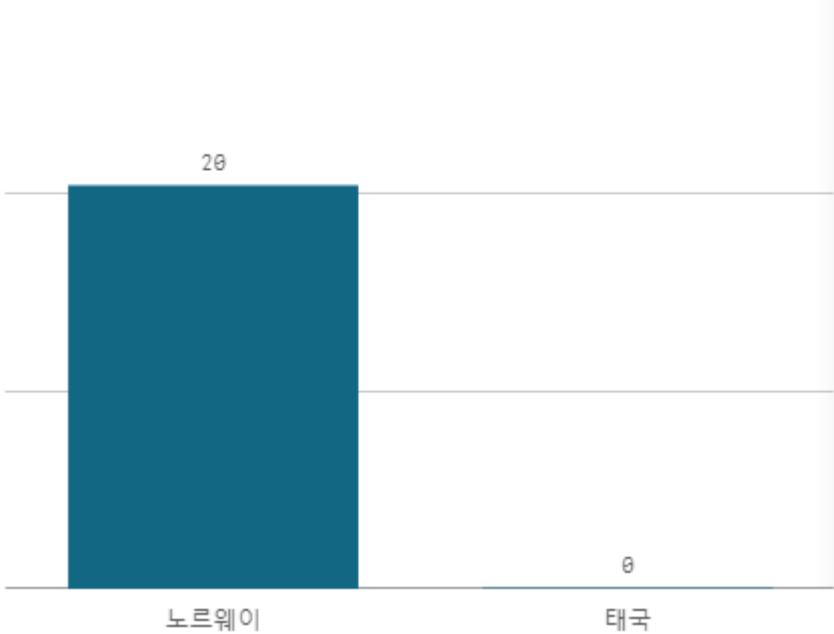


도매시장 법인별 거래금액(백만원)

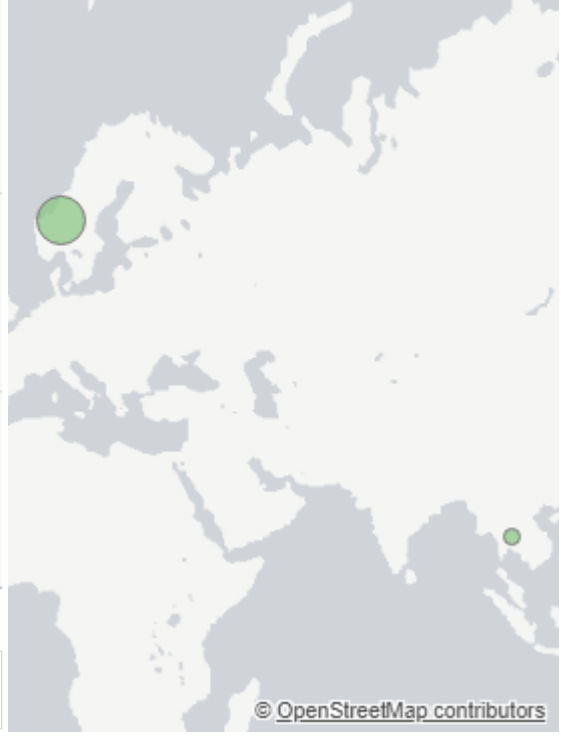


(냉)고등어 수입(10Kg)

산지별 거래물량(톤)



산지별 주출하 시군구



출하산지(개소)

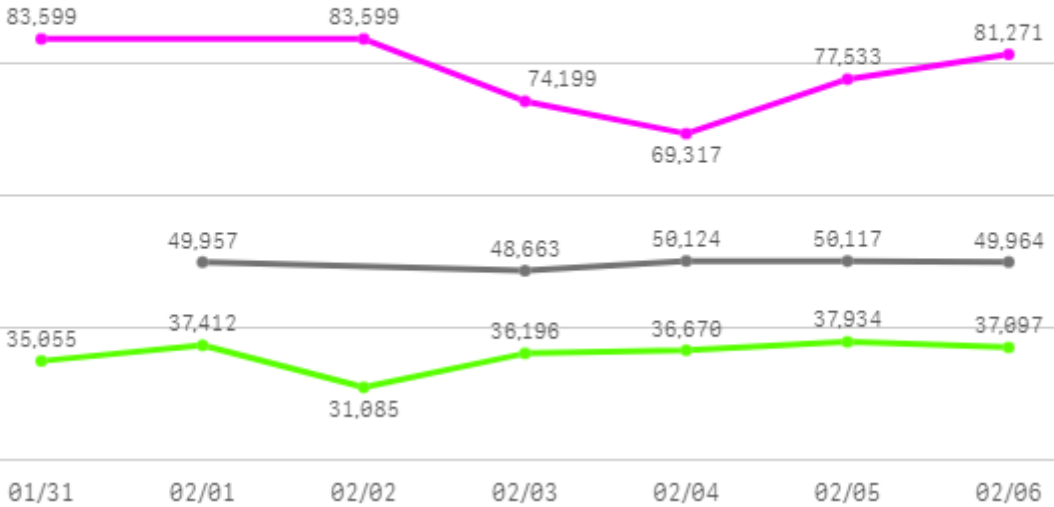
2

출하건수(천건)

0

주간 도매가격(원)

◆ 2026 ● 2025 ◆ 평년



구분	금주(A)	전주(B)	전월(C)	전년(D)	평년(E)	A/B	A/C	A/D	A/E
가격(원)	78,253	80,899	78,196	49,765	48,001	96.7%	100.1%	157.2%	163.0%

※ 상품 가격 기준

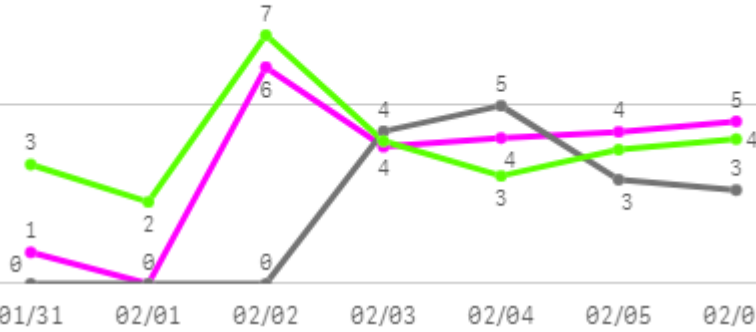
□ (냉)고등어 수입(10Kg) 주간 가격

구분	Q	품종	Q	단량	Q	특	상	보통	하
2026-01-31		(냉)고등어 수입		10Kg		-	83,599	-	-
2026-02-02		(냉)고등어 수입		10Kg		-	83,599	-	-
2026-02-03		(냉)고등어 수입		10Kg		-	74,199	-	-
2026-02-04		(냉)고등어 수입		10Kg		-	69,317	-	-
2026-02-05		(냉)고등어 수입		10Kg		-	77,533	-	-
2026-02-06		(냉)고등어 수입		10Kg		-	81,271	-	-
평균						-	78,253	-	-

갈치

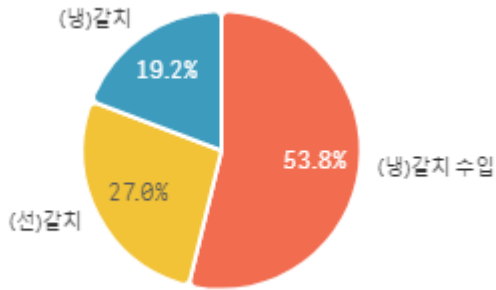
주간 반입량(톤)

2026 (파란색 선) 2025 (회색 선) 평년 (초록색 선)

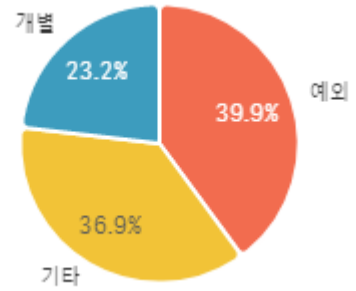


구분	금주(A)	전주(B)	전월(C)	전년(D)	평년(E)	A/B	A/C	A/D	A/E
물량(톤)	24	30	20	15	28	77.7%	116.2%	160.0%	85.6%

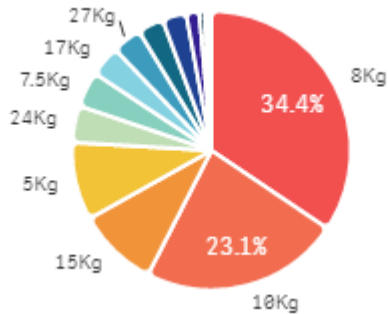
출하 품종별 거래물량 구성비



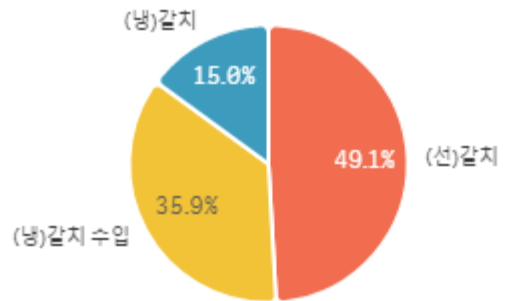
출하자별 거래물량 구성비



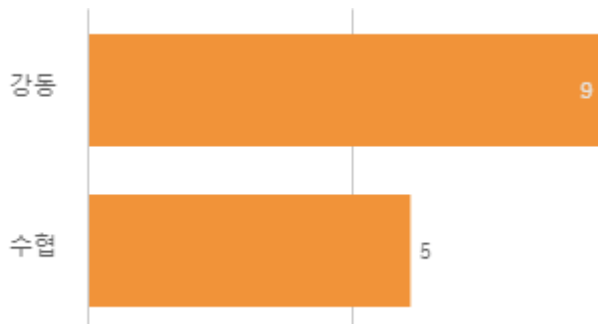
거래 단량별 물량 구성비



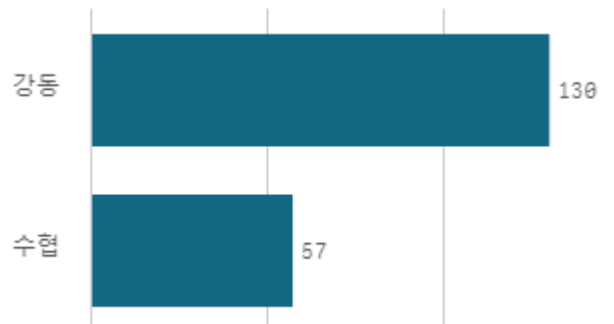
출하 품종별 거래금액 구성비



도매시장 법인별 거래물량(톤)

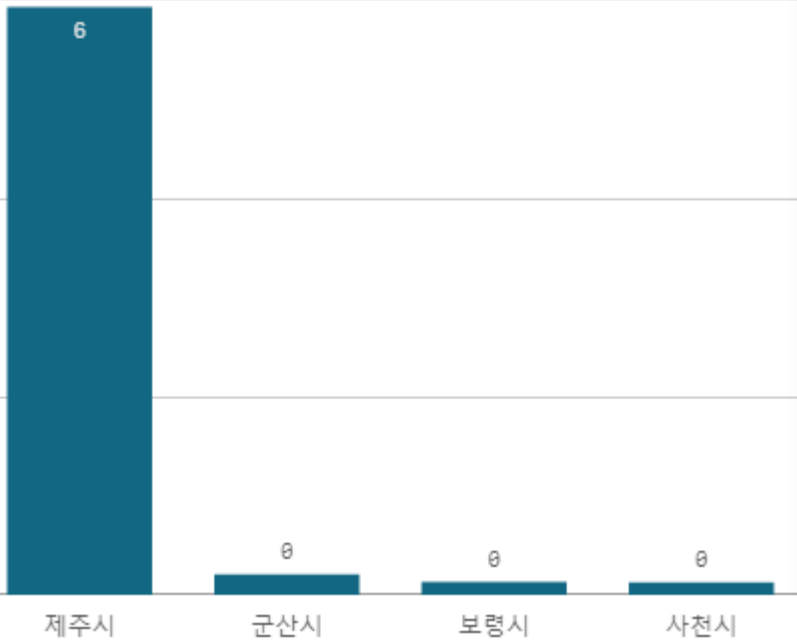


도매시장 법인별 거래금액(백만원)



(선)갈치(5Kg)

산지별 거래물량(톤)



출하산지(개소)

4

출하건수(천건)

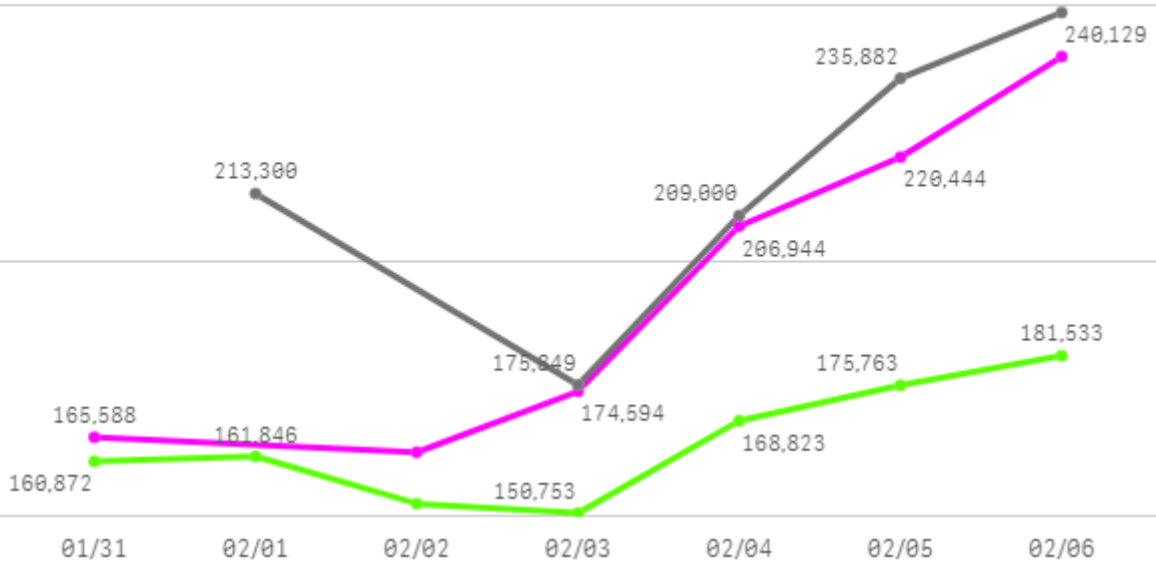
0

산지별 주출하 시군구



주간 도매가격(원)

◆ 2026 ● 2025 ◆ 평년



구분	금주(A)	전주(B)	전월(C)	전년(D)	평년(E)	A/B	A/C	A/D	A/E
가격(원)	195,058	172,748	171,967	216,556	175,147	112.9%	113.4%	90.1%	111.4%

※ 상품 가격 기준

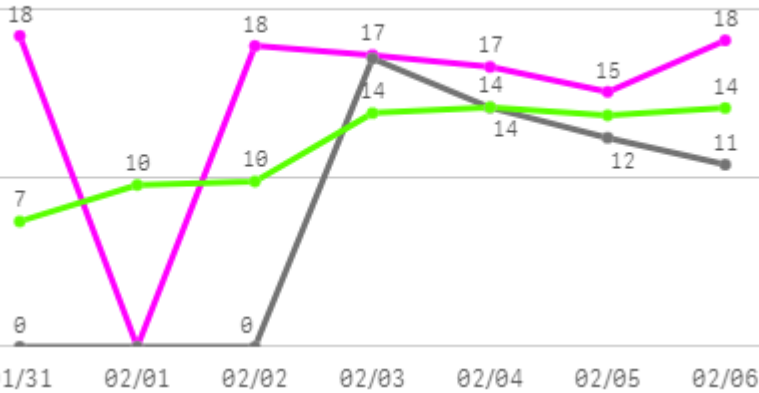
□ (선)갈치(5Kg) 주간 가격

구분	Q	품종	Q	단량	Q	특	상	보통	하
2026-01-31		(선)갈치		5Kg		-	165,588	102,941	60,714
2026-02-02		(선)갈치		5Kg		-	162,647	120,525	23,103
2026-02-03		(선)갈치		5Kg		-	174,594	148,984	107,679
2026-02-04		(선)갈치		5Kg		-	206,944	175,426	127,067
2026-02-05		(선)갈치		5Kg		-	220,444	166,993	96,694
2026-02-06		(선)갈치		5Kg		-	240,129	181,484	119,065
평균						-	195,058	149,392	89,054

홍합

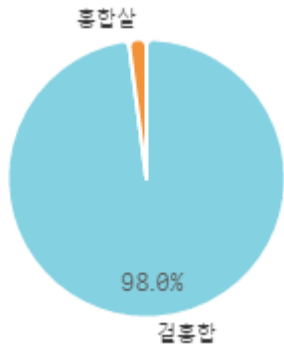
주간 반입량(톤)

◆ 2026 ● 2025 ▲ 평년

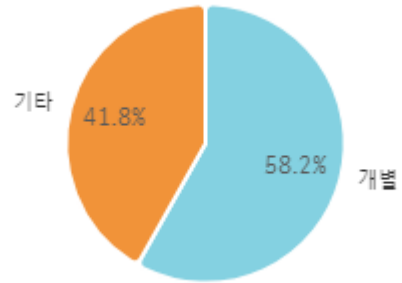


구분	금주(A)	전주(B)	전월(C)	전년(D)	평년(E)	A/B	A/C	A/D	A/E
물량(톤)	104	104	99	55	78	99.8%	104.6%	189.9%	132.9%

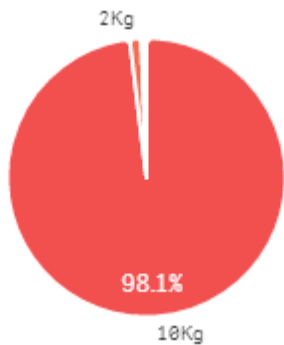
출하 품종별 거래물량 구성비



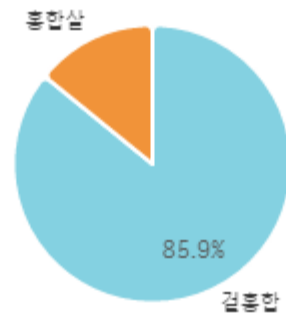
출하자별 거래물량 구성비



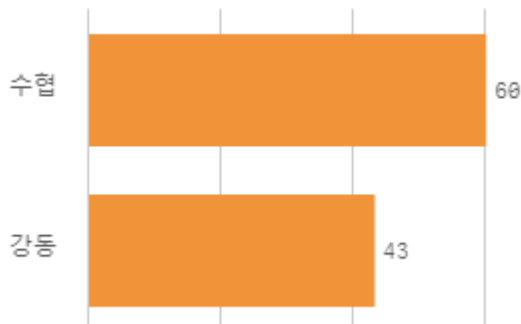
거래 단량별 물량 구성비



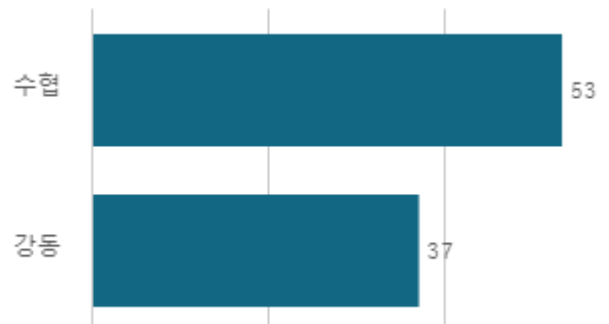
출하 품종별 거래금액 구성비



도매시장 법인별 거래물량(톤)

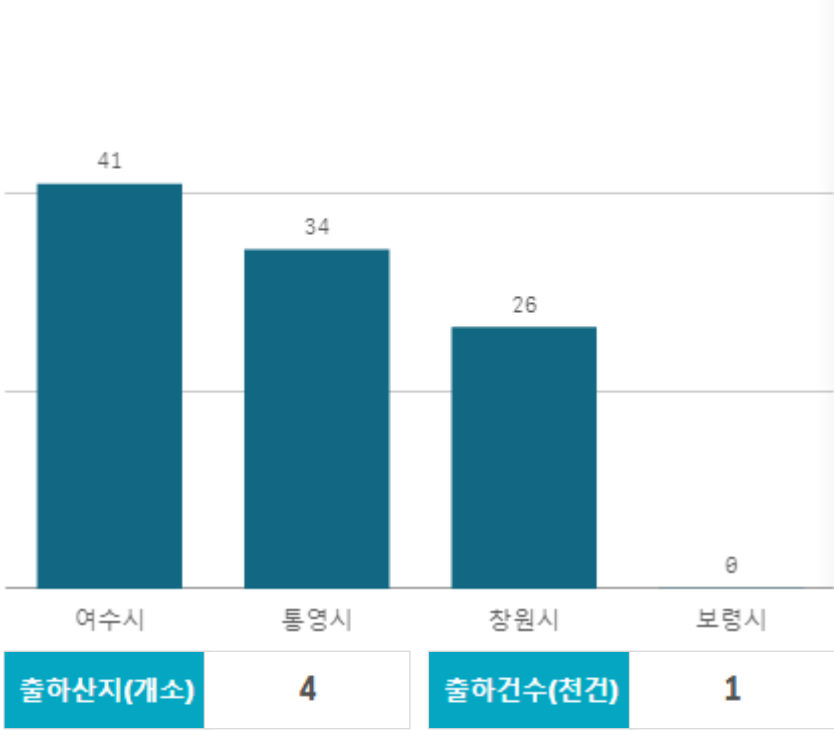


도매시장 법인별 거래금액(백만원)

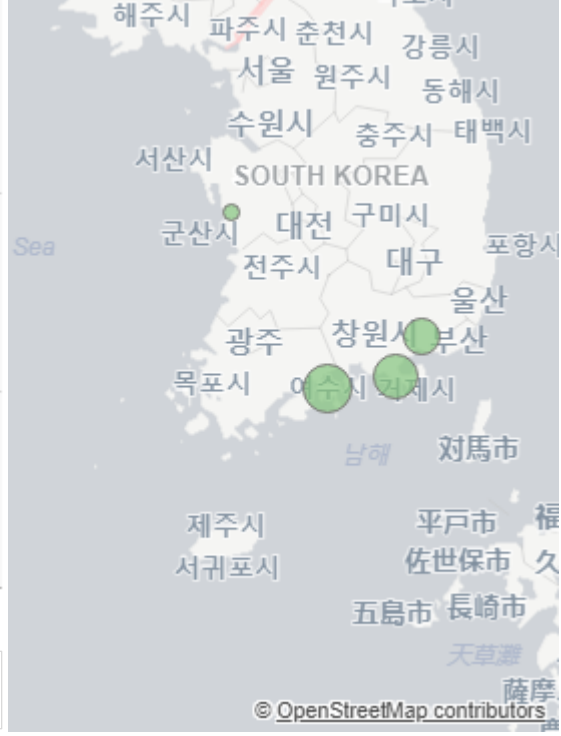


겉홍합(10Kg)

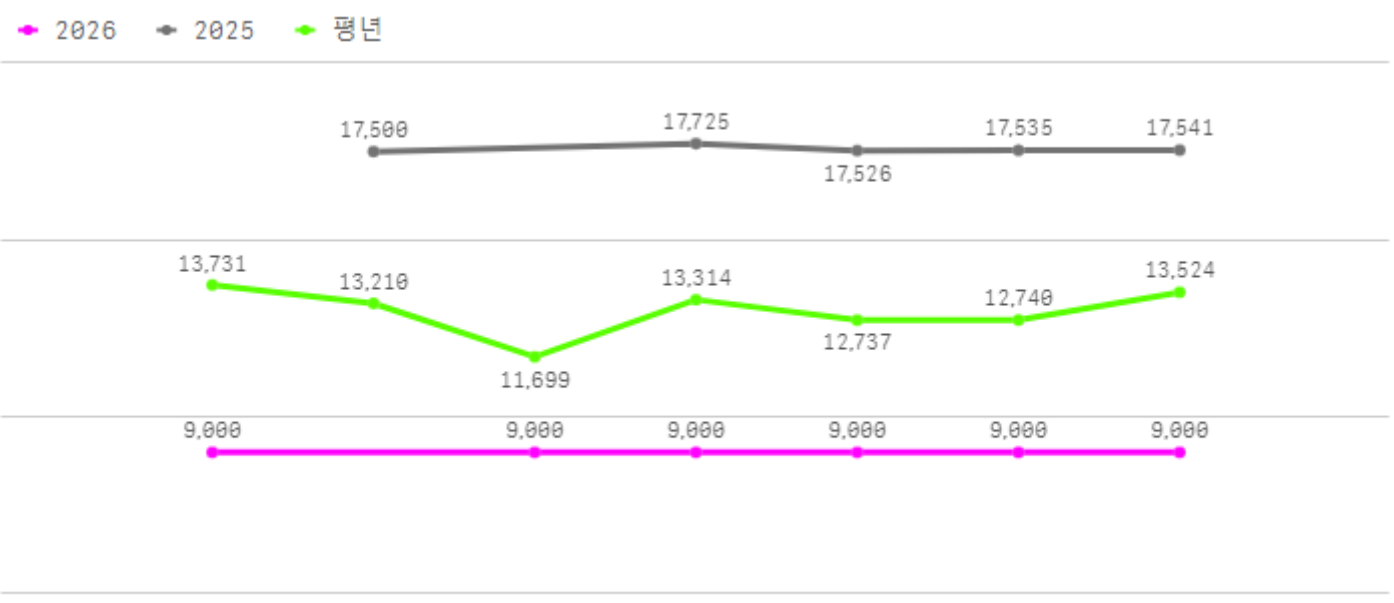
산지별 거래물량(톤)



산지별 주출하 시군구



주간 도매가격(원)



구분	금주(A)	전주(B)	전월(C)	전년(D)	평년(E)	A/B	A/C	A/D	A/E
가격(원)	9,000	8,992	8,667	17,565	13,239	100.1%	103.8%	51.2%	68.0%

※ 상품 가격 기준

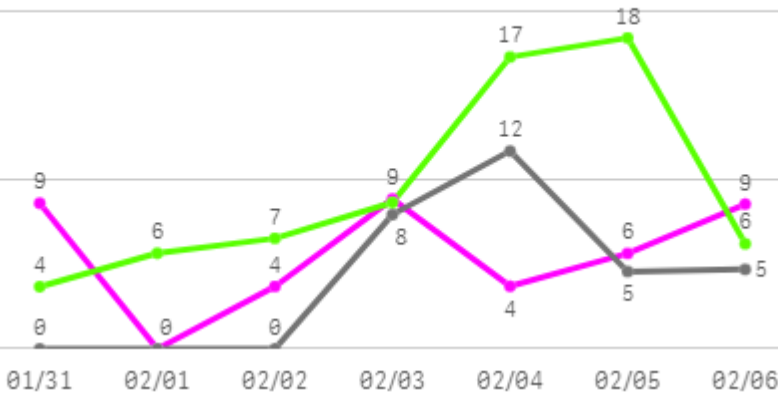
□ 곁홍합(10Kg) 주간 가격

구분	Q	품종	Q	단량	Q	특	상	보통	하
2026-01-31		곁홍합		10Kg		-	9,000	7,504	6,804
2026-02-02		곁홍합		10Kg		-	9,000	7,219	6,180
2026-02-03		곁홍합		10Kg		-	9,000	7,423	6,932
2026-02-04		곁홍합		10Kg		-	9,000	7,308	5,994
2026-02-05		곁홍합		10Kg		-	9,000	7,172	6,261
2026-02-06		곁홍합		10Kg		-	9,000	7,333	5,694
평균						-	9,000	7,327	6,311

오징어

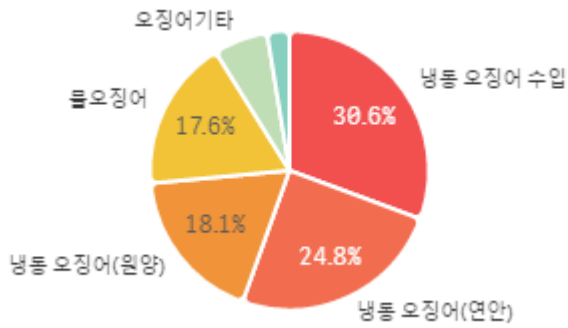
주간 반입량(톤)

◆ 2026 ● 2025 ▲ 평년

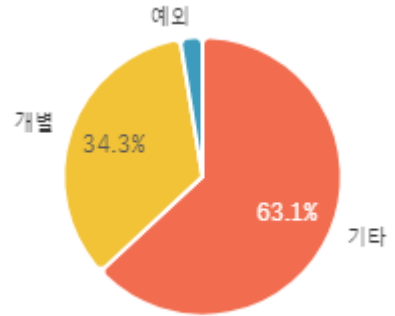


구분	금주(A)	전주(B)	전월(C)	전년(D)	평년(E)	A/B	A/C	A/D	A/E
물량(톤)	39	40	34	29	38	98.5%	114.8%	135.1%	102.0%

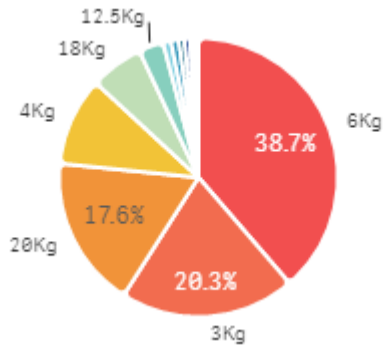
출하 품종별 거래물량 구성비



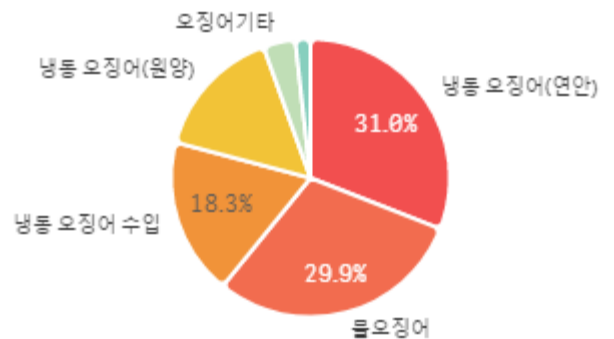
출하자별 거래물량 구성비



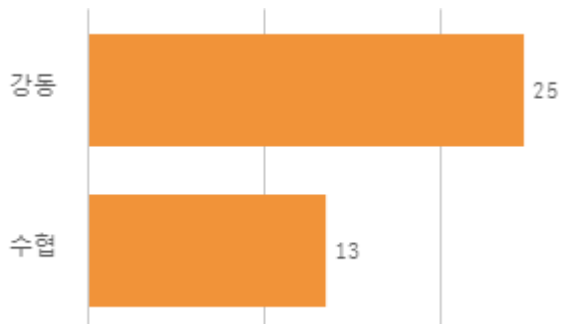
거래 단량별 물량 구성비



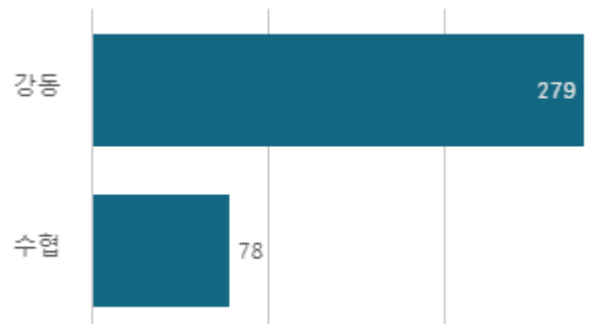
출하 품종별 거래금액 구성비



도매시장 법인별 거래물량(톤)

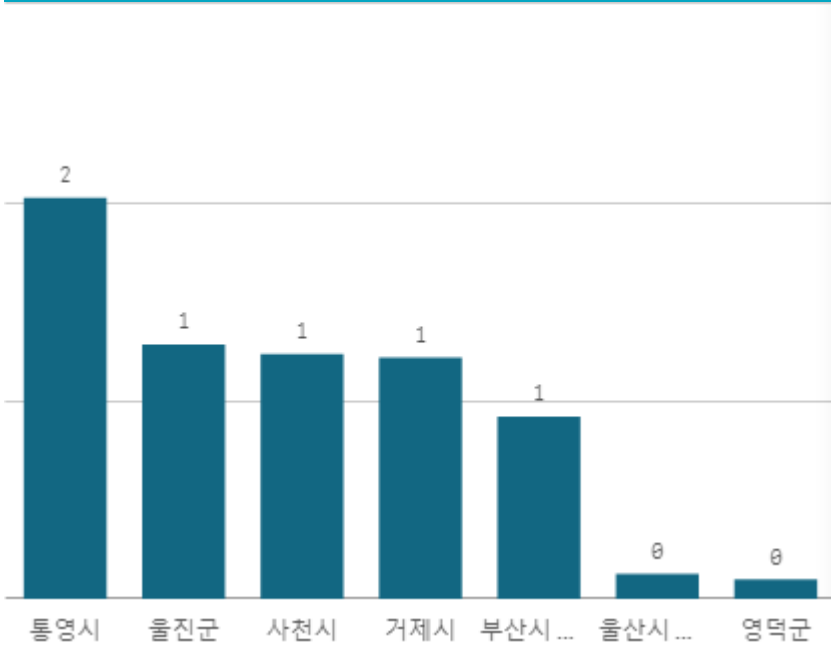


도매시장 법인별 거래금액(백만원)



물오징어(6Kg)

산지별 거래물량(톤)



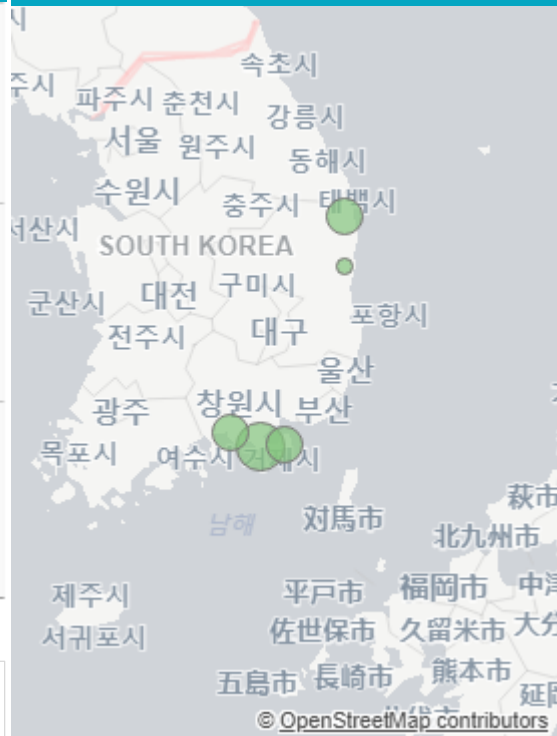
출하산지(개소)

7

출하건수(천건)

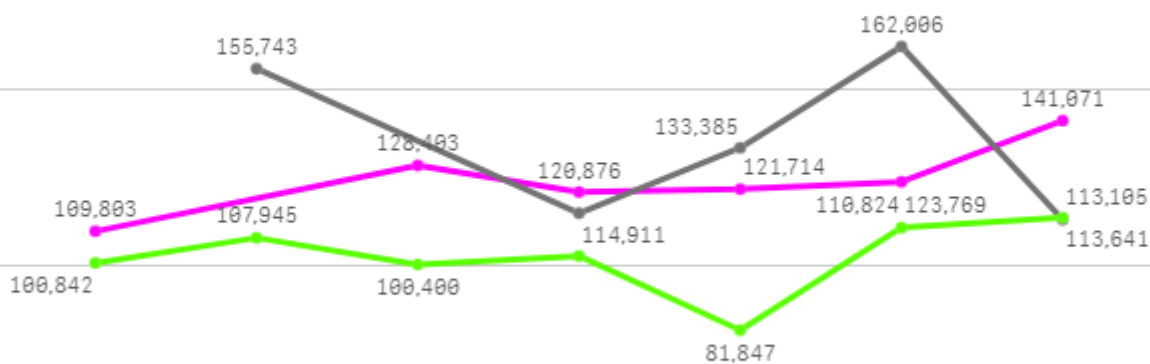
0

산지별 주출하 시군구



주간 도매가격(원)

◆ 2026 ◆ 2025 ◆ 평년



01/31 02/01 02/02 02/03 02/04 02/05 02/06

구분	금주(A)	전주(B)	전월(C)	전년(D)	평년(E)	A/B	A/C	A/D	A/E
가격(원)	124,273	112,407	116,123	135,830	113,279	110.6%	107.0%	91.5%	109.7%

※ 상품 가격 기준

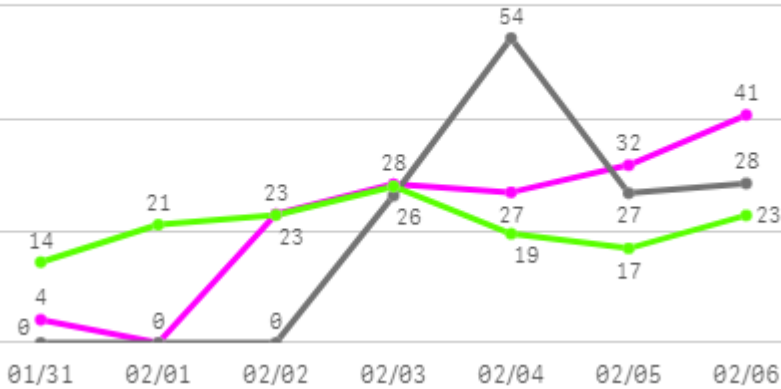
□ 물오징어(6Kg) 주간 가격

구분	Q	품종	Q	단량	Q	특	상	보통	하
2026-01-31		물오징어		6Kg		-	109,803	50,381	34,362
2026-02-02		물오징어		6Kg		-	128,403	99,434	55,673
2026-02-03		물오징어		6Kg		-	120,876	100,248	61,169
2026-02-04		물오징어		6Kg		-	121,714	94,153	49,583
2026-02-05		물오징어		6Kg		-	123,769	75,000	73,000
2026-02-06		물오징어		6Kg		-	141,071	97,870	65,000
평균						-	124,273	86,181	56,465

건멸치

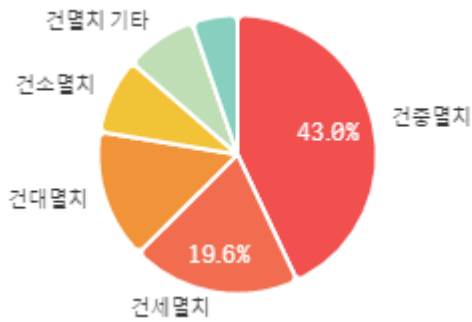
주간 반입량(톤)

◆ 2026 ● 2025 ▲ 평년

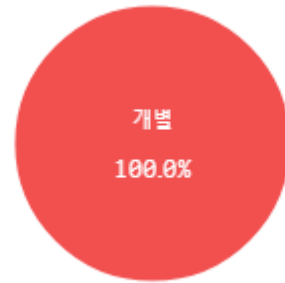


구분	금주(A)	전주(B)	전월(C)	전년(D)	평년(E)	A/B	A/C	A/D	A/E
물량(톤)	154	124	151	136	128	124.3%	102.3%	113.9%	120.4%

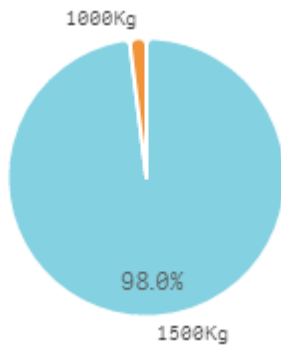
출하 품종별 거래물량 구성비



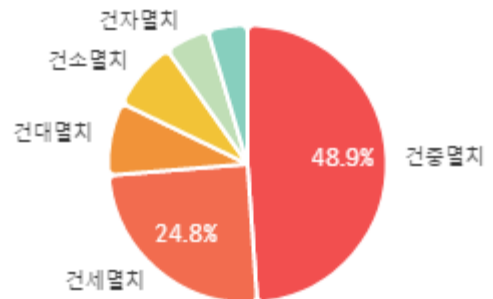
출하자별 거래물량 구성비



거래 단량별 물량 구성비



출하 품종별 거래금액 구성비



도매시장 법인별 거래물량(톤)



도매시장 법인별 거래금액(백만원)



□ 건세멸치(1.5Kg) 주간 가격

구분	Q	품종	Q	단량	Q	특	상	보통	하
2026-01-31		건세멸치		1.5Kg		-	24,000	21,929	18,882
2026-02-02		건세멸치		1.5Kg		-	24,623	20,756	8,857
2026-02-03		건세멸치		1.5Kg		-	24,109	15,903	12,021
2026-02-04		건세멸치		1.5Kg		-	20,229	13,400	7,734
2026-02-05		건세멸치		1.5Kg		-	20,228	14,111	7,050
2026-02-06		건세멸치		1.5Kg		-	17,105	12,532	7,143
평균						-	21,716	16,439	10,281