
2026년 가락시장

주요 품목 주간 거래동향

3월 1주차 주요 동향

[2026. 2.28. ~ 3.6.]



서울특별시농수산물공사

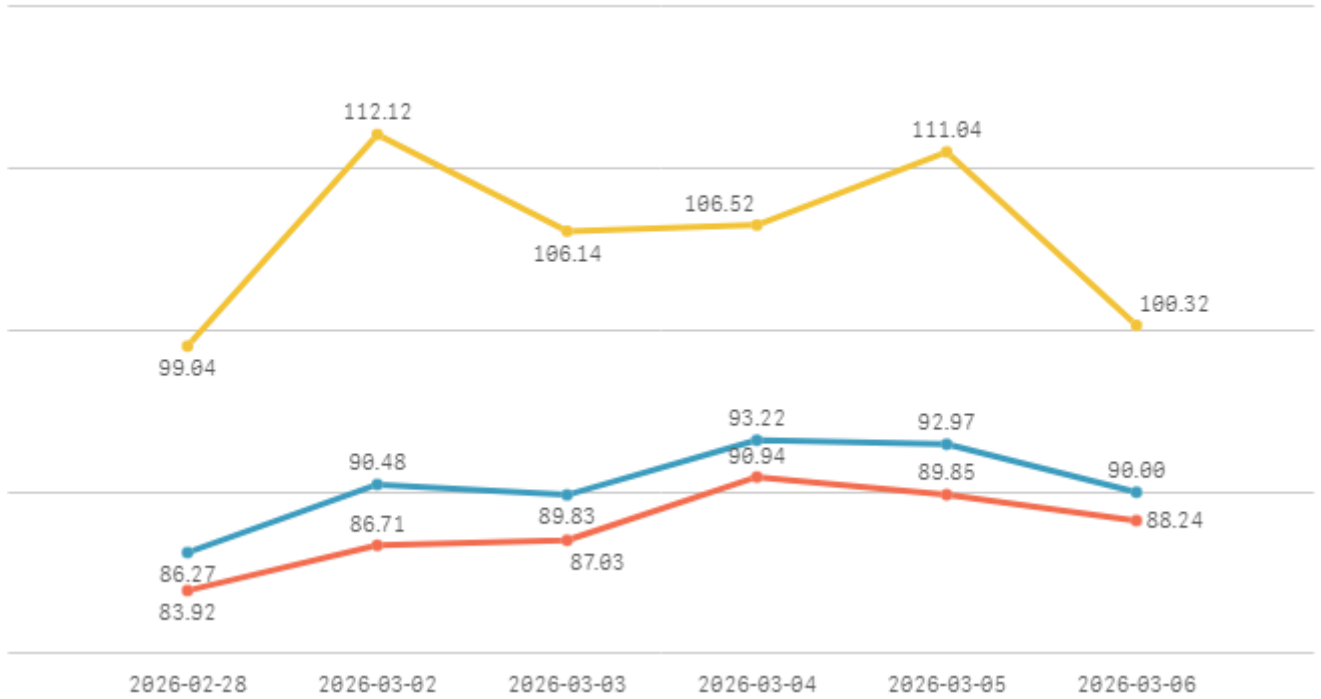
[데이터전략팀]

1. 주간 표준지수

※ 직전 5개년 평균가격을 지수 100으로 산정하여 100 이상일 경우 평년보다 상승, 100 이하일 경우 평년보다 하락

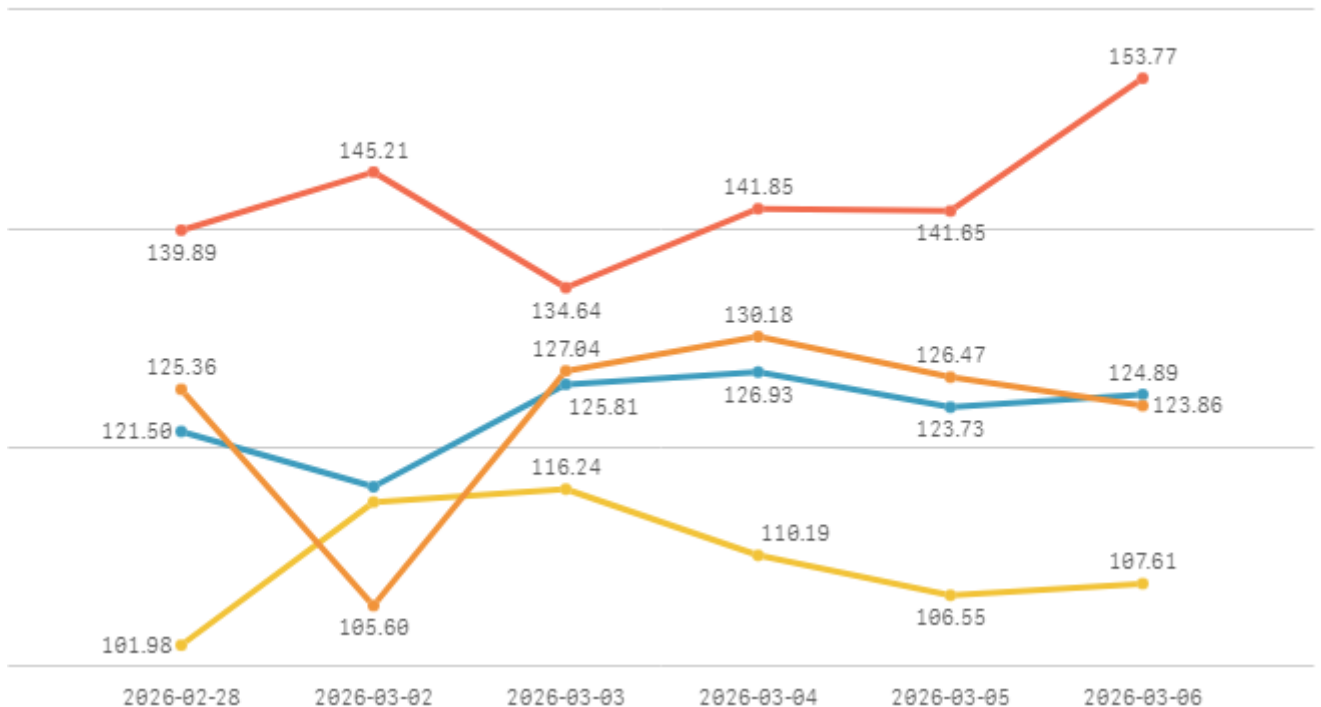
□ 청과부류

합계 채소계 과일계



□ 수산부류

합계 생선류 조개류 건어류



2. 3월 1주차 주요 품목 주간 거래동향

주요 품목(종) 주간동향 (02.28 ~ 03.06)

품종 단위	금주평균	전주평균	전월평균	전년평균	5년평균 가격	전주대비	전월대비	전년대비	5년평균 대비
(냉)고등어 수입(10키로상자)	81,130	80,802	78,481	49,603	47,103	0% ▲	3% ▲	64% ▲	72% ▲
(선)갈치(5키로상자)	199,619	181,045	182,578	183,935	171,952	10% ▲	9% ▲	9% ▲	16% ▲
가지(8키로상자)	34,002	21,343	35,975	30,838	33,915	59% ▲	-5% ▼	10% ▲	0% ▲
감자 수미(햇)(20키로상자)	66,440	62,122	56,361	67,373	69,422	7% ▲	18% ▲	-1% ▼	-4% ▼
건세멸치(1.5키로상자)	18,540	19,808	22,049	17,877	21,305	-6% ▼	-16% ▼	4% ▲	-13% ▼
겉종합(10키로망대)	8,000	8,168	8,994	17,547	12,744	-2% ▼	-11% ▼	-54% ▼	-37% ▼
간마늘 대서(20키로)	156,003	155,910	155,871	146,395	148,580	0% ▲	0% ▲	7% ▲	5% ▲
단감 부유(10키로상자)	34,582	37,209	36,750	44,234	51,309	-7% ▼	-6% ▼	-22% ▼	-33% ▼
당근(20키로상자)	26,680	25,814	23,064	69,232	40,788	3% ▲	16% ▲	-61% ▼	-35% ▼
대추방울토마토(3키로상자)	16,352	14,592	18,140	19,680	22,754	12% ▲	-10% ▼	-17% ▼	-28% ▼
대파(일반)(1키로단)	1,466	1,501	1,521	2,336	2,254	-2% ▼	-4% ▼	-37% ▼	-35% ▼
돌미나리(4키로상자)	14,982	16,915	41,967	32,586	23,334	-11% ▼	-64% ▼	-54% ▼	-36% ▼
딸기 설향(2키로상자)	18,744	16,191	34,725	22,232	20,944	16% ▲	-46% ▼	-16% ▼	-11% ▼
만감 천혜향(9키로상자)	41,580	43,243	42,380	54,089	53,401	-4% ▼	-2% ▼	-23% ▼	-22% ▼
무(20키로상자)	15,410	15,130	14,706	31,686	16,111	2% ▲	5% ▲	-51% ▼	-4% ▼
물오징어(6키로상자)	87,239	131,682	122,292	127,845	85,243	-34% ▼	-29% ▼	-32% ▼	2% ▲
바나나 수입(13키로상자)	29,953	29,880	29,300	25,598	28,195	0% ▲	2% ▲	17% ▲	6% ▲
배 신고(15키로상자)	55,081	58,053	53,584	92,243	65,562	-5% ▼	3% ▲	-40% ▼	-16% ▼
배추(10키로망대)	8,398	9,485	8,936	16,097	9,728	-11% ▼	-6% ▼	-48% ▼	-14% ▼
백다다기오이(100개)	66,331	54,508	68,036	87,410	87,271	22% ▲	-3% ▼	-24% ▼	-24% ▼
봄등배추(15키로상자)	40,307	42,966	39,192	43,254	39,993	-6% ▼	3% ▲	-7% ▼	1% ▲
부추(일반)(500그램단)	2,420	3,474	3,703	5,045	4,073	-30% ▼	-35% ▼	-52% ▼	-41% ▼
브로콜리 극산(8키로상자)	24,418	24,805	37,845	35,160	30,489	-2% ▼	-35% ▼	-31% ▼	-20% ▼
빨강 파프리카(5키로상자)	36,487	35,422	45,401	41,003	40,035	3% ▲	-20% ▼	-11% ▼	-9% ▼
사과 부사(10키로상자)	71,160	62,705	66,047	79,785	57,118	13% ▲	8% ▲	-11% ▼	25% ▲
상추 포기잡(4키로상자)	9,947	9,633	18,702	15,327	18,026	3% ▲	-47% ▼	-35% ▼	-45% ▼
새송이버섯(2키로상자)	6,631	7,610	9,059	9,428	8,097	-13% ▼	-27% ▼	-30% ▼	-18% ▼
시금치(4키로상자)	8,261	10,000	18,563	18,737	15,099	-18% ▼	-55% ▼	-56% ▼	-45% ▼
알배기배추(8키로상자)	16,390	16,658	18,092	29,553	22,373	-2% ▼	-9% ▼	-45% ▼	-27% ▼
애호박(20개)	25,020	25,944	35,881	33,992	35,034	-4% ▼	-30% ▼	-26% ▼	-29% ▼
양배추(8키로망대)	7,337	8,310	7,136	18,784	9,031	-12% ▼	3% ▲	-61% ▼	-19% ▼
양상추(일반)(12개)	13,573	14,918	14,051	18,930	21,539	-9% ▼	-3% ▼	-28% ▼	-37% ▼
양파(1키로)	852	962	991	1,894	1,254	-11% ▼	-14% ▼	-55% ▼	-32% ▼
열무(4키로상자)	9,790	8,481	17,539	16,738	13,917	15% ▲	-44% ▼	-42% ▼	-30% ▼
오렌지 네블 수입(17키로상자)	61,441	77,857	79,285	64,944	65,390	-21% ▼	-23% ▼	-5% ▼	-6% ▼
오이맛고추(10키로상자)	60,685	64,012	87,873	96,794	78,764	-5% ▼	-31% ▼	-37% ▼	-23% ▼
쪽파(10키로상자)	29,142	35,745	60,421	91,500	51,872	-18% ▼	-52% ▼	-68% ▼	-44% ▼
참외(일반)(10키로상자)	86,311	71,077	95,179	73,369	79,523	21% ▲	-9% ▼	18% ▲	9% ▲
청경채(4키로상자)	7,389	7,477	13,976	9,954	14,053	-1% ▼	-47% ▼	-26% ▼	-47% ▼
청양고추(10키로상자)	79,106	79,268	119,204	77,393	109,793	-0% ▼	-34% ▼	2% ▲	-28% ▼
토마토(5키로상자)	16,373	11,295	16,024	16,935	20,477	45% ▲	2% ▲	-3% ▼	-20% ▼
팽이버섯(5키로상자)	9,084	12,687	12,955	14,358	13,156	-28% ▼	-30% ▼	-37% ▼	-31% ▼
포도 샤인머스캣(2키로상자)	10,245	10,754	8,698	11,490	21,590	-5% ▼	18% ▲	-11% ▼	-53% ▼

□ 품종별 등락가격 비교(전주대비)

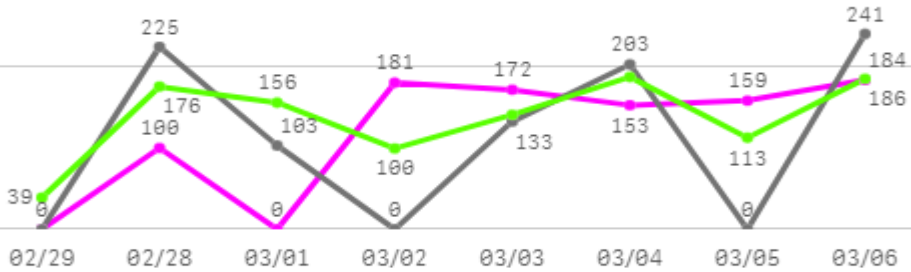
구분	품목(종)명
상승 품목(종)	(선)갈치(10%),가지(59%),감자 수미(햇)(7%),대추방울토마토(12%),딸기 설향(16%),백다다기오이(22%),사과 부사(13%),열무(15%),참외(일반)(21%),토마토(45%)
하락 품목(종)	건세멸치(-6%),단감 부유(-7%),들미나리(-11%),물오징어(-34%),배 신고(-5%),배추(-11%),봄동배추(-6%),부추(일반)(-30%),새송이버섯(-13%),시금치(-18%),양배추(-12%),양상추(일반)(-9%),양파(-11%),오렌지 네블 수입(-21%),오이맛고추(-5%),쪽파(-18%),팽이버섯(-28%)
보합 품목(종)(+5%)	(냉)고등어 수입,겉홍합,깐마늘 대서,당근,대파(일반),만감 천혜향,무,바나나 수입,브로콜리 국산,빨강 파프리카,상추 포기참,알배기배추,애호박,청경채,청양고추,포도 샤인머스켓,호박밤 고구마

3. 3월 1주차 주요 품목(종)별 주간 거래동향

고구마

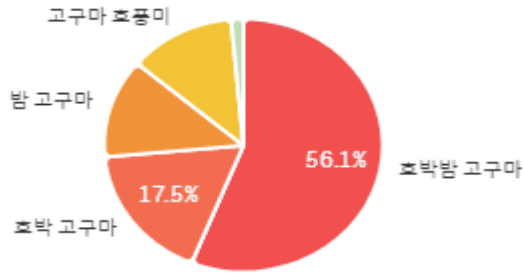
주간 반입량(톤)

2026 (파란색 선) 2025 (회색 선) 평년 (녹색 선)

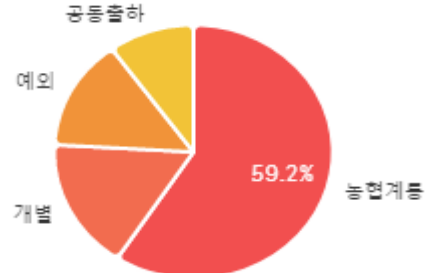


구분	금주(A)	전주(B)	전월(C)	전년(D)	평년(E)	A/B	A/C	A/D	A/E
물량(톤)	949	1,385	2,034	906	1,062	68.6%	46.7%	104.8%	89.4%

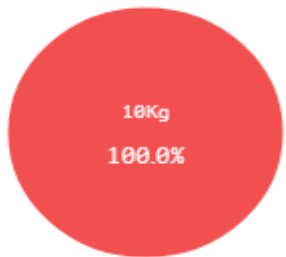
출하 품종별 거래물량 구성비



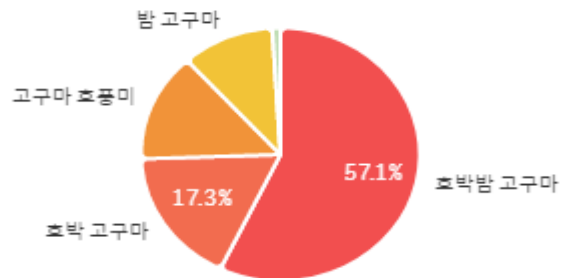
출하자별 거래물량 구성비



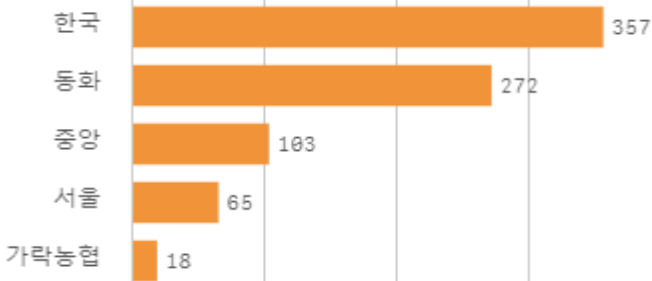
거래 단량별 물량 구성비



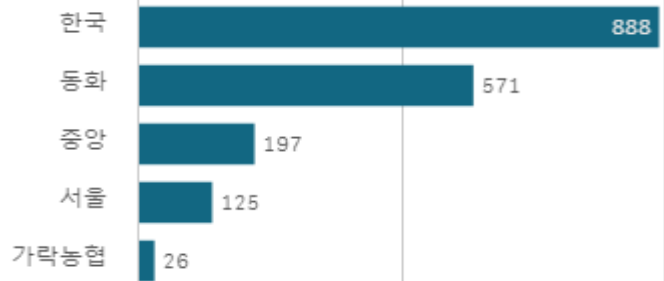
출하 품종별 거래금액 구성비



도매시장 법인별 거래물량(톤)

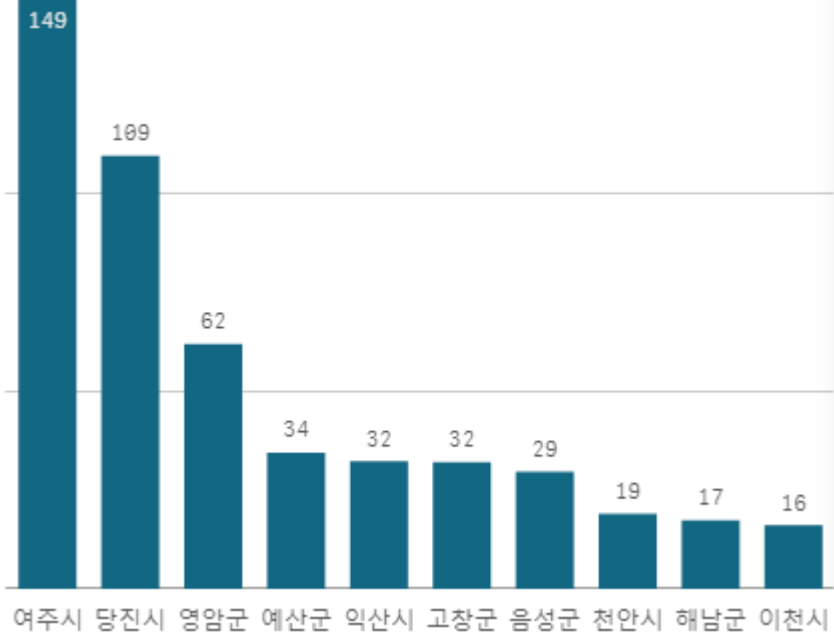


도매시장 법인별 거래금액(백만원)



호박밤 고구마(10Kg)

산지별 거래물량(톤)



출하산지(개소)

13

출하건수(천건)

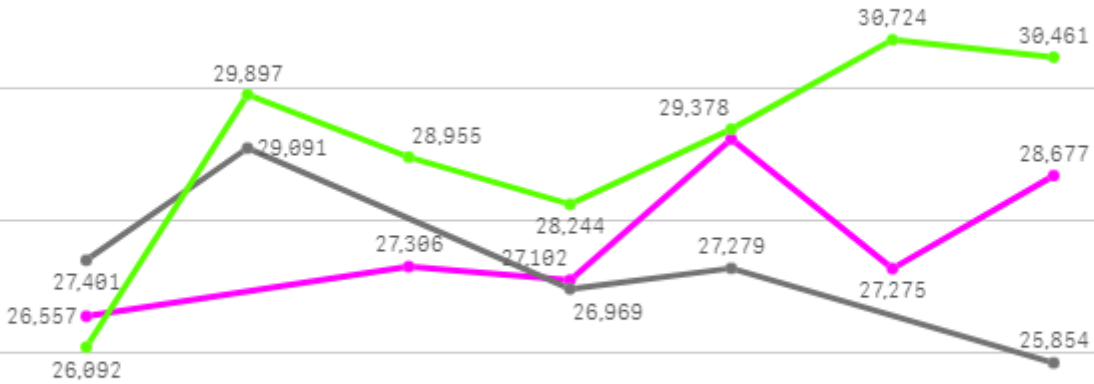
1

산지별 주출하 시군구



주간 도매가격(원)

◆ 2026 ● 2025 ▲ 평년



02/28 03/01 03/02 03/03 03/04 03/05 03/06

구분	금주(A)	전주(B)	전월(C)	전년(D)	평년(E)	A/B	A/C	A/D	A/E
가격(원)	27,691	27,486	25,130	27,319	27,280	100.7%	110.2%	101.4%	101.5%

※ 상품 가격 기준

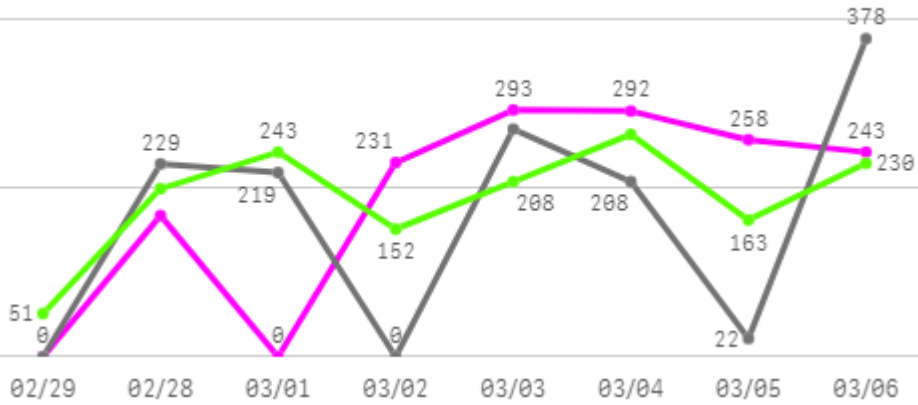
□ 호박밤 고구마(10Kg) 주간 가격

구분	Q	품종	Q	단량	Q	특	상	보통	하
2026-02-28		호박밤 고구마		10Kg		32,026	26,557	22,014	14,381
2026-03-02		호박밤 고구마		10Kg		39,471	27,306	21,309	13,729
2026-03-03		호박밤 고구마		10Kg		31,381	27,102	21,525	11,631
2026-03-04		호박밤 고구마		10Kg		37,738	29,230	22,588	12,102
2026-03-05		호박밤 고구마		10Kg		31,104	27,275	21,399	11,462
2026-03-06		호박밤 고구마		10Kg		36,234	28,677	20,282	10,607
평균						34,659	27,691	21,519	12,319

감자

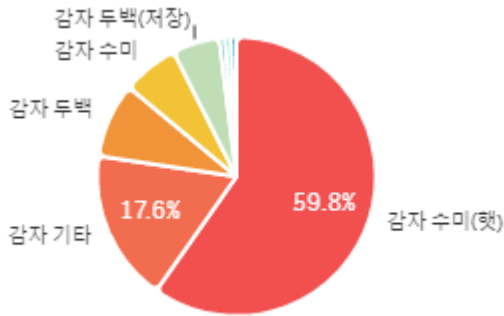
주간 반입량(톤)

◆ 2026 ● 2025 ▲ 평년

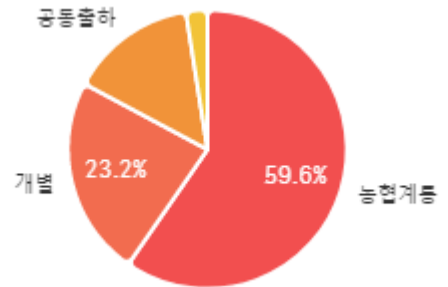


구분	금주(A)	전주(B)	전월(C)	전년(D)	평년(E)	A/B	A/C	A/D	A/E
물량(톤)	1,485	1,521	2,435	1,327	1,498	97.6%	61.0%	112.0%	99.2%

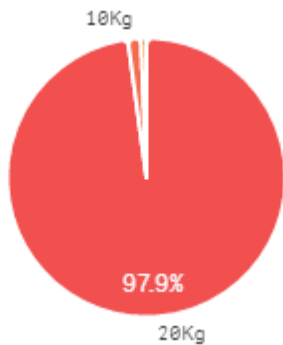
출하 품종별 거래물량 구성비



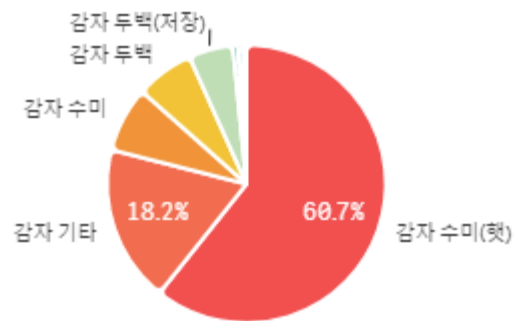
출하자별 거래물량 구성비



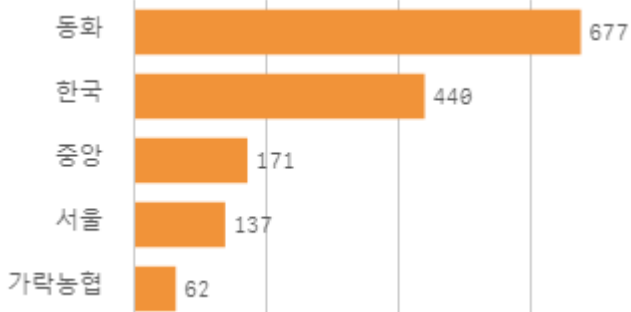
거래 단량별 물량 구성비



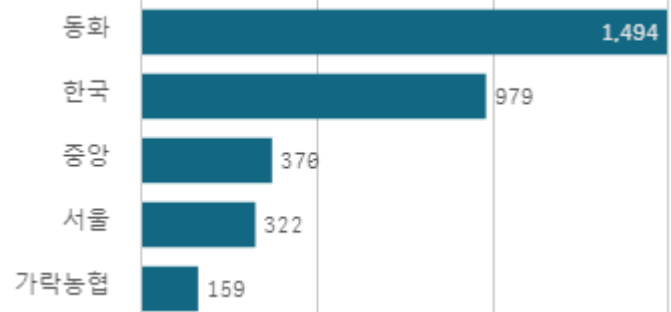
출하 품종별 거래금액 구성비



도매시장 법인별 거래물량(톤)

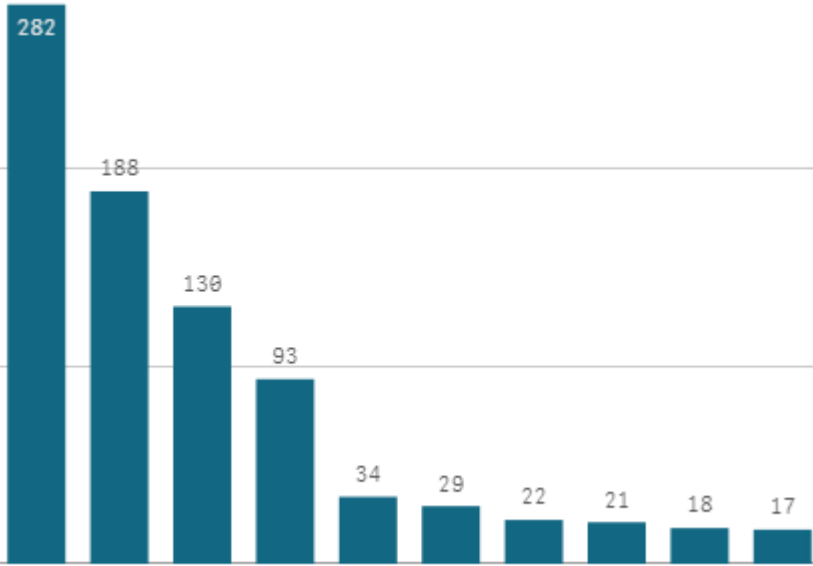


도매시장 법인별 거래금액(백만원)



감자 수미(햇) (20Kg)

산지별 거래물량(톤)



출하산지(개소)

19

출하건수(천건)

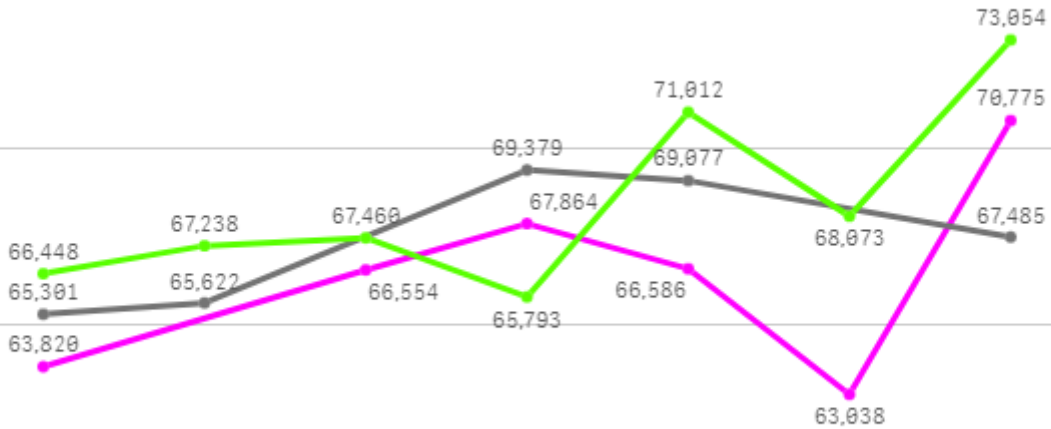
1

산지별 주출하 시군구



주간 도매가격(원)

◆ 2026 ● 2025 ◆ 평년



02/28 03/01 03/02 03/03 03/04 03/05 03/06

구분	금주(A)	전주(B)	전월(C)	전년(D)	평년(E)	A/B	A/C	A/D	A/E
가격(원)	66,440	62,122	56,361	67,373	69,422	106.9%	117.9%	98.6%	95.7%

※ 상품 가격 기준

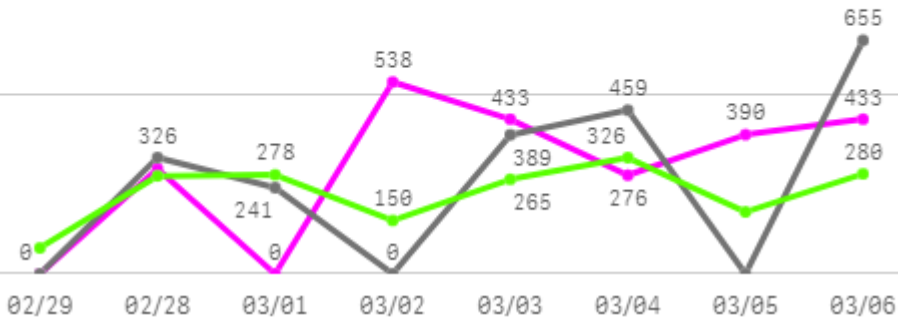
□ 감자 수미(햇)(20Kg) 주간 가격

구분	Q	품종	Q	단량	Q	특	상	보통	하
2026-02-28		감자 수미(햇)		20Kg		75,875	63,820	41,820	24,345
2026-03-02		감자 수미(햇)		20Kg		78,377	66,554	42,866	24,107
2026-03-03		감자 수미(햇)		20Kg		80,789	67,864	42,746	25,225
2026-03-04		감자 수미(햇)		20Kg		79,371	66,586	43,207	26,111
2026-03-05		감자 수미(햇)		20Kg		78,639	63,038	40,840	25,469
2026-03-06		감자 수미(햇)		20Kg		81,470	70,775	39,350	21,365
평균						79,087	66,440	41,805	24,437

배추

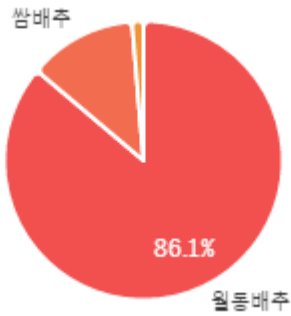
주간 반입량(톤)

◆ 2026 ● 2025 ▲ 평년

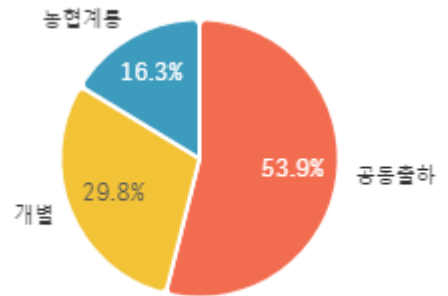


구분	금주(A)	전주(B)	전월(C)	전년(D)	평년(E)	A/B	A/C	A/D	A/E
물량(톤)	2,366	2,171	3,377	2,070	2,014	109.0%	70.1%	114.3%	117.5%

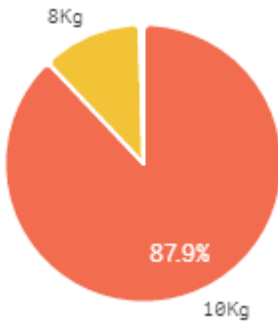
출하 품종별 거래물량 구성비



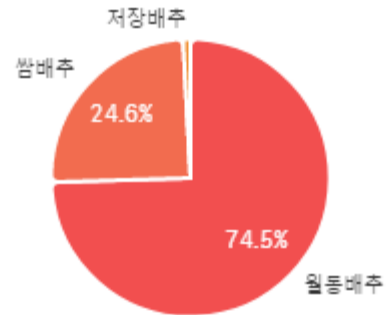
출하자별 거래물량 구성비



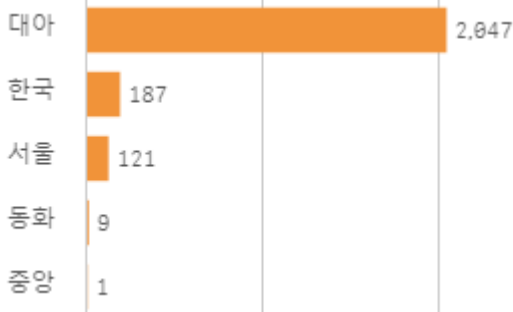
거래 단량별 물량 구성비



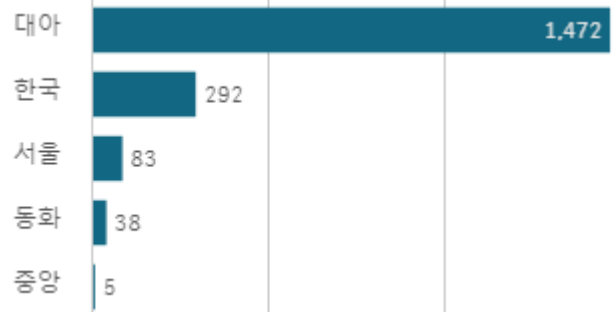
출하 품종별 거래금액 구성비



도매시장 법인별 거래물량(톤)

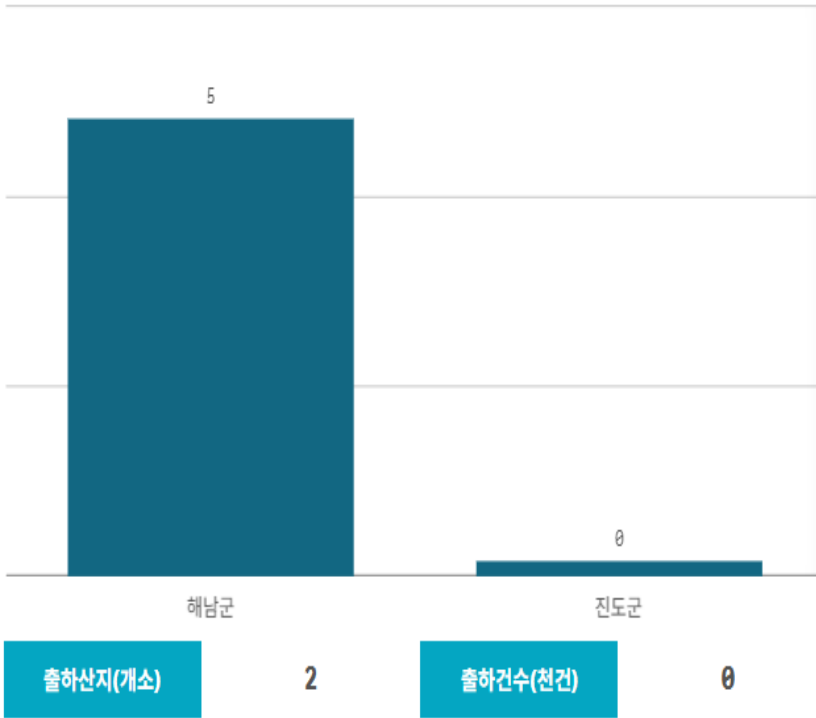


도매시장 법인별 거래금액(백만원)



배추(10Kg)

산지별 거래물량(톤)

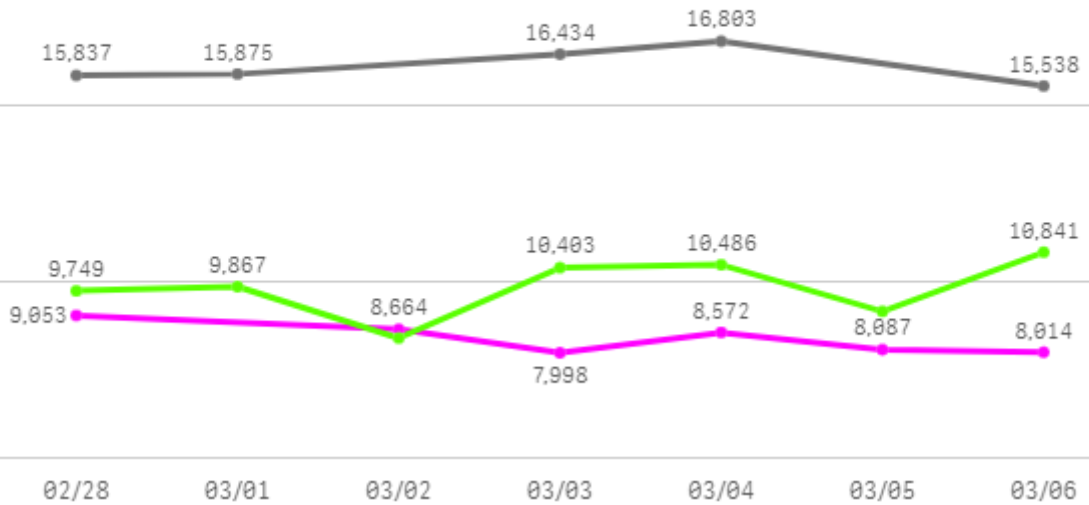


산지별 주출하 시군구



주간 도매가격(원)

◆ 2026 ◆ 2025 ◆ 평년



구분	금주(A)	전주(B)	전월(C)	전년(D)	평년(E)	A/B	A/C	A/D	A/E
가격(원)	8,398	9,485	8,936	16,097	9,728	88.5%	94.0%	52.2%	86.3%

※ 상품 가격 기준

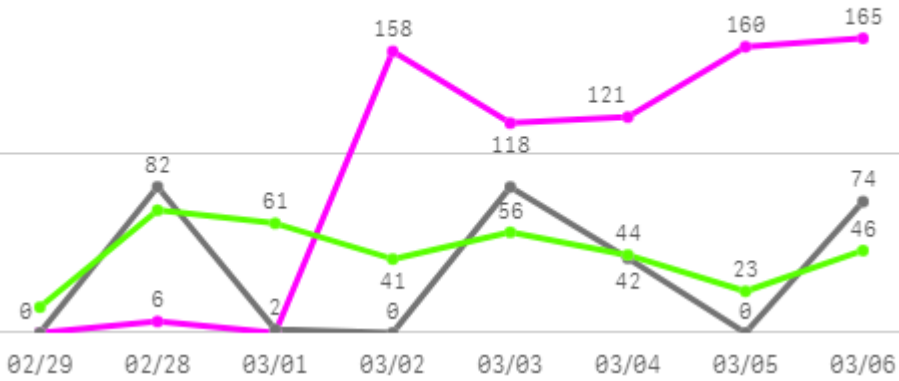
□ 배추(10Kg) 주간 가격

구분	Q	품종	Q	단량	Q	특	상	보통	하
2026-02-28		배추		10Kg		10,897	9,053	6,762	4,078
2026-03-02		배추		10Kg		10,505	8,664	7,061	4,323
2026-03-03		배추		10Kg		9,308	7,998	6,444	3,715
2026-03-04		배추		10Kg		9,944	8,572	6,567	5,395
2026-03-05		배추		10Kg		9,537	8,087	6,465	4,131
2026-03-06		배추		10Kg		9,149	8,014	6,399	4,200
평균						9,890	8,398	6,616	4,307

봄동배추

주간 반입량(톤)

◆ 2026 ● 2025 ▲ 평년

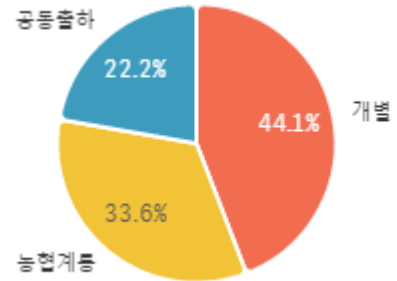


구분	금주(A)	전주(B)	전월(C)	전년(D)	평년(E)	A/B	A/C	A/D	A/E
물량(톤)	728	460	465	281	427	158.2%	156.7%	259.3%	170.4%

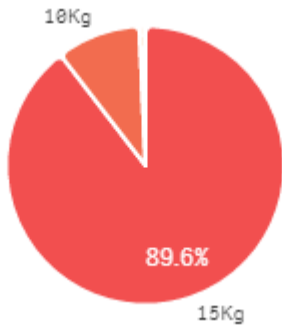
출하 품종별 거래물량 구성비



출하자별 거래물량 구성비



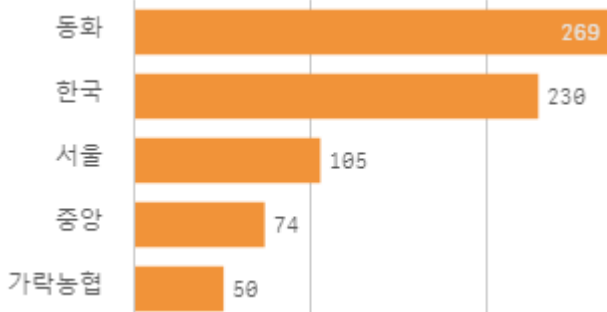
거래 단량별 물량 구성비



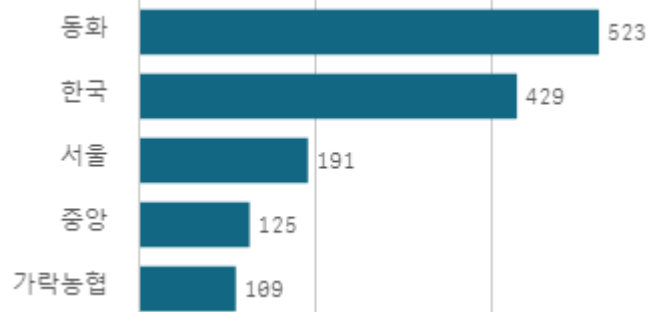
출하 품종별 거래금액 구성비



도매시장 법인별 거래물량(톤)

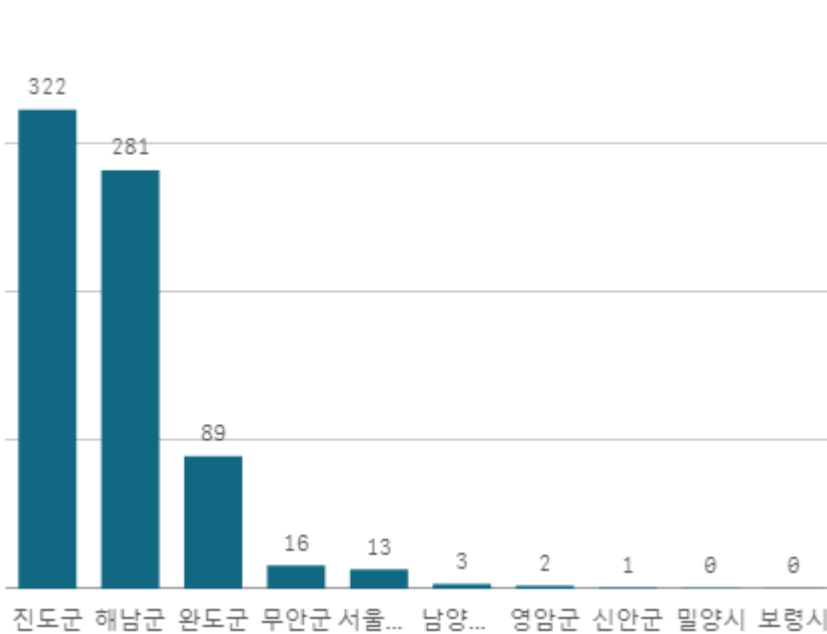


도매시장 법인별 거래금액(백만원)



봄동배추(15Kg)

산지별 거래물량(톤)



출하산지(개소)

10

출하건수(천건)

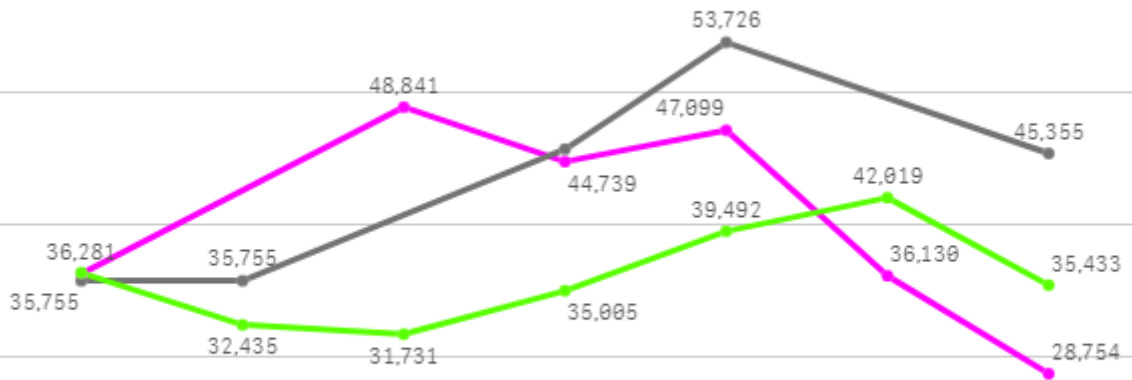
1

산지별 주출하 시군구



주간 도매가격(원)

◆ 2026 ● 2025 ◆ 평년



02/28 03/01 03/02 03/03 03/04 03/05 03/06

구분	금주(A)	전주(B)	전월(C)	전년(D)	평년(E)	A/B	A/C	A/D	A/E
가격(원)	40,307	42,966	39,192	43,254	39,993	93.8%	102.8%	93.2%	100.8%

※ 상품 가격 기준

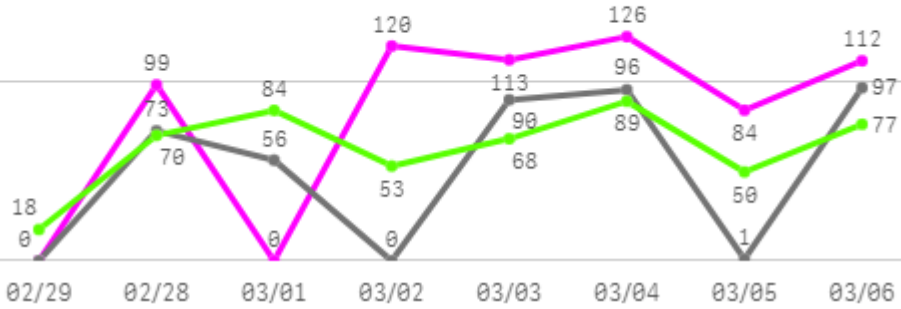
☐ 봄동배추(15Kg) 주간 가격

구분	Q	품종	Q	단량	Q	특	상	보통	하
2026-02-28		봄동배추		15Kg		-	36,281	29,831	21,002
2026-03-02		봄동배추		15Kg		-	48,841	42,303	29,823
2026-03-03		봄동배추		15Kg		-	44,739	36,563	23,677
2026-03-04		봄동배추		15Kg		-	47,099	37,553	25,882
2026-03-05		봄동배추		15Kg		-	36,130	29,429	18,311
2026-03-06		봄동배추		15Kg		-	28,754	16,093	9,090
평균						-	40,307	31,962	21,298

알배기배추

주간 반입량(톤)

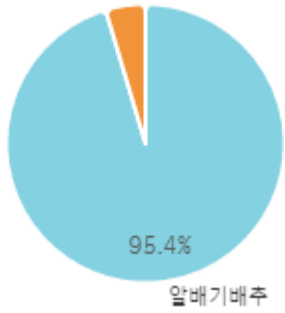
◆ 2026 ● 2025 ▲ 평년



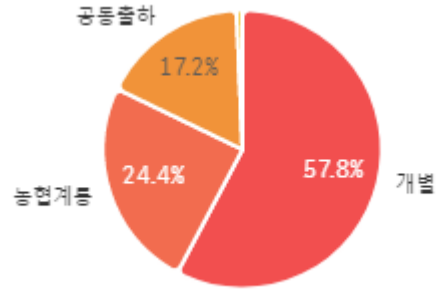
구분	금주(A)	전주(B)	전월(C)	전년(D)	평년(E)	A/B	A/C	A/D	A/E
물량(톤)	654	709	1,151	414	531	92.3%	56.8%	158.2%	123.3%

출하 품종별 거래물량 구성비

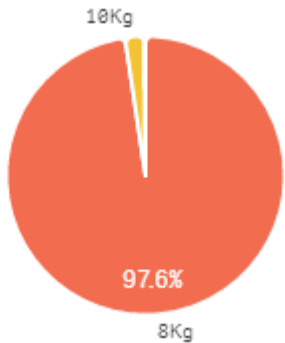
알배기배추(수입)



출하자별 거래물량 구성비

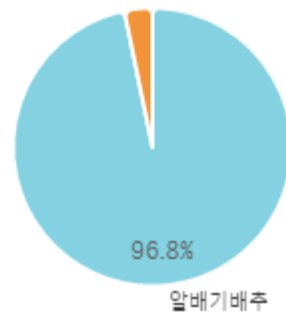


거래 단량별 물량 구성비

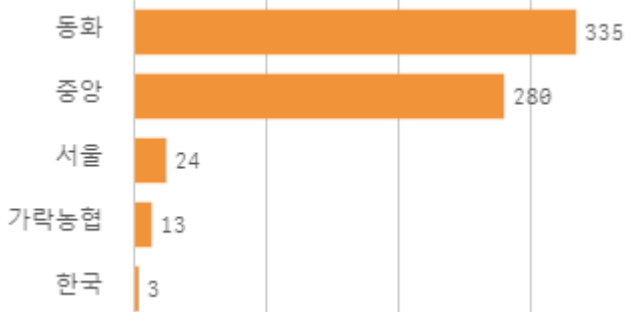


출하 품종별 거래금액 구성비

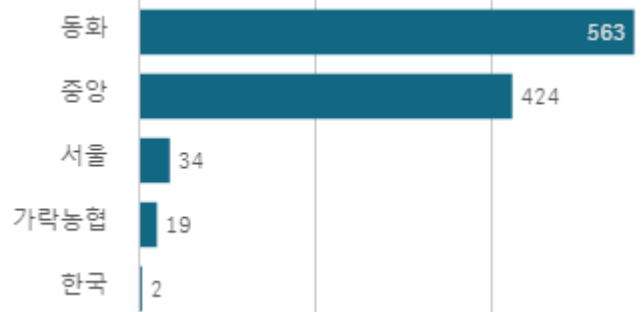
알배기배추(수입)



도매시장 법인별 거래물량(톤)

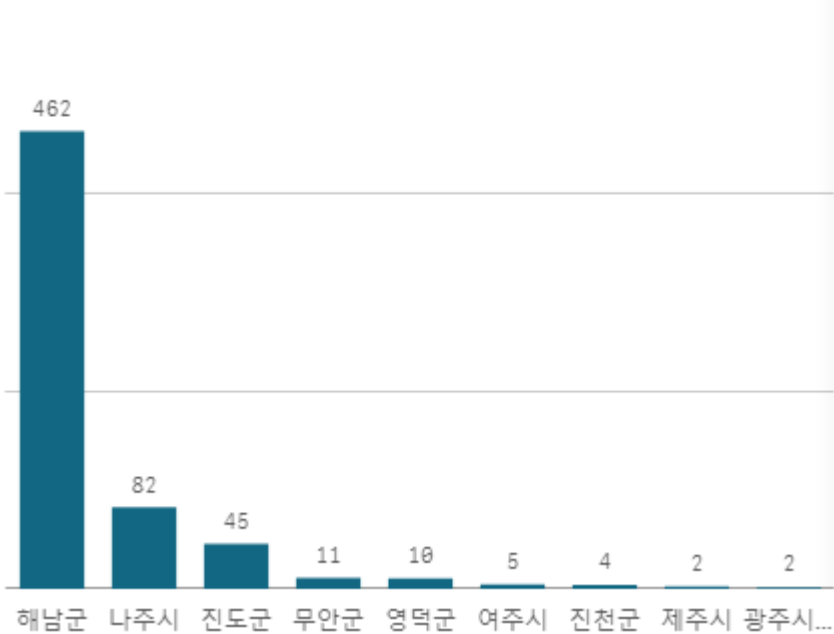


도매시장 법인별 거래금액(백만원)



알배기배추(8Kg)

산지별 거래물량(톤)



산지별 주출하 시군구



출하산지(개소)

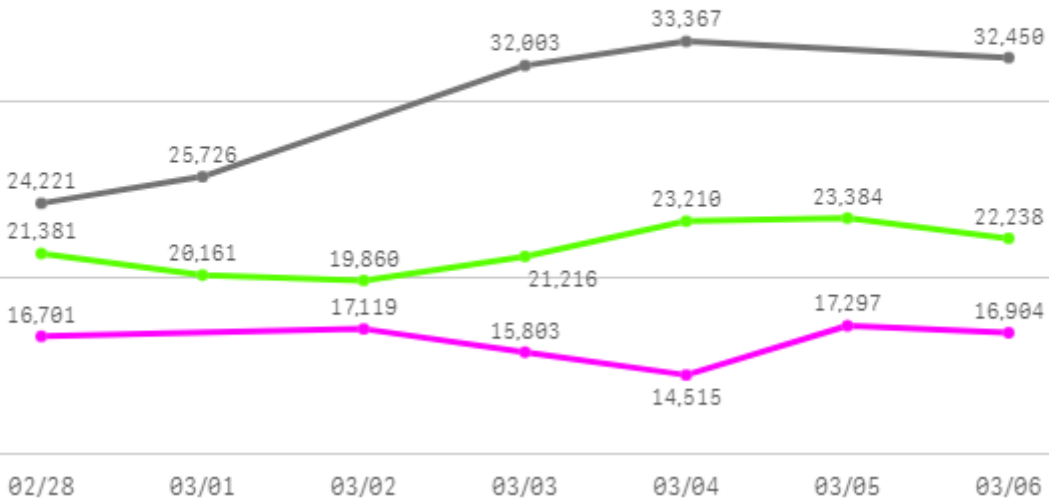
9

출하건수(천건)

1

주간 도매가격(원)

◆ 2026 ● 2025 ◆ 평년



구분	금주(A)	전주(B)	전월(C)	전년(D)	평년(E)	A/B	A/C	A/D	A/E
가격(원)	16,390	16,658	18,092	29,553	22,373	98.4%	90.6%	55.5%	73.3%

※ 상품 가격 기준

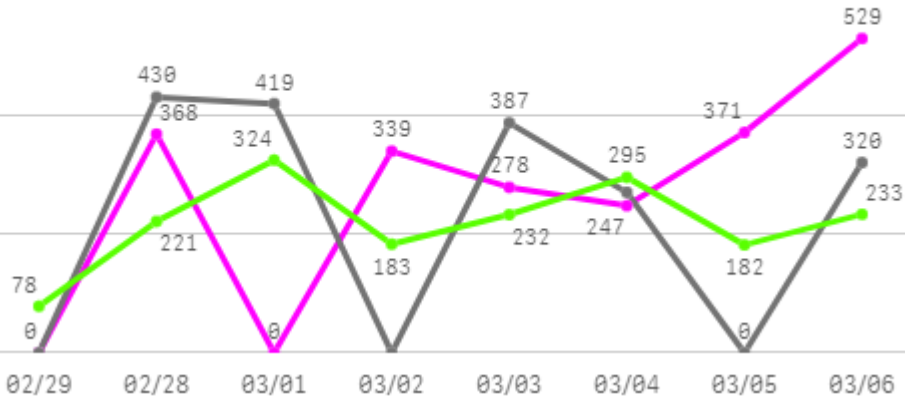
□ 알배기배추(8Kg) 주간 가격

구분	Q	품종	Q	단량	Q	특	상	보통	하
2026-02-28		알배기배추		8Kg		21,964	16,701	12,862	6,541
2026-03-02		알배기배추		8Kg		21,094	17,119	13,413	8,388
2026-03-03		알배기배추		8Kg		20,378	15,803	11,716	6,855
2026-03-04		알배기배추		8Kg		18,265	14,515	10,001	6,465
2026-03-05		알배기배추		8Kg		21,686	17,297	12,127	8,271
2026-03-06		알배기배추		8Kg		19,781	16,904	11,268	6,240
평균						20,528	16,390	11,898	7,127

양배추

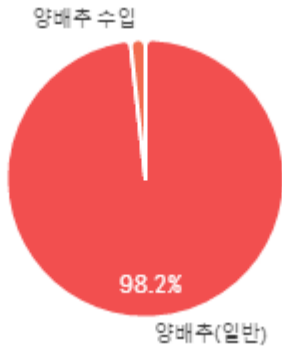
주간 반입량(톤)

◆ 2026 ● 2025 ▲ 평년

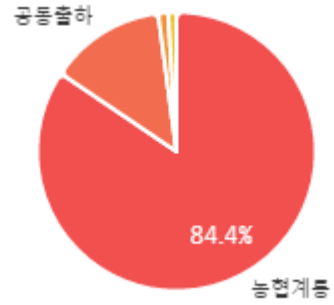


구분	금주(A)	전주(B)	전월(C)	전년(D)	평년(E)	A/B	A/C	A/D	A/E
물량(톤)	2,132	2,482	2,919	1,826	1,815	85.9%	73.0%	116.8%	117.5%

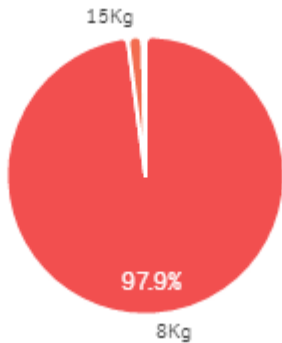
출하 품종별 거래물량 구성비



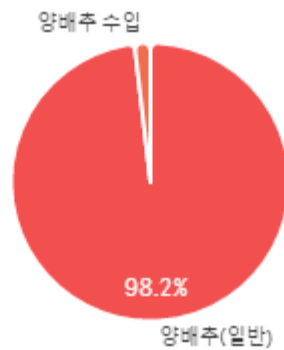
출하자별 거래물량 구성비



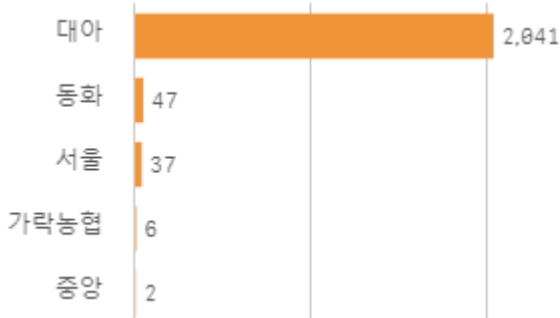
거래 단량별 물량 구성비




출하 품종별 거래금액 구성비



도매시장 법인별 거래물량(톤)

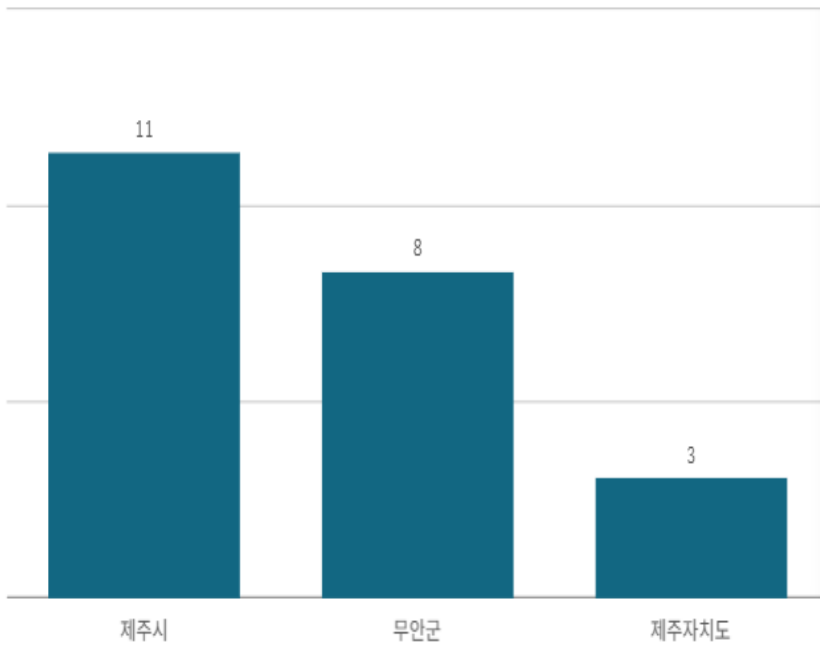


도매시장 법인별 거래금액(백만원)



양배추(8Kg)

산지별 거래물량(톤)



산지별 주출하 시군구



출하산지(개소)

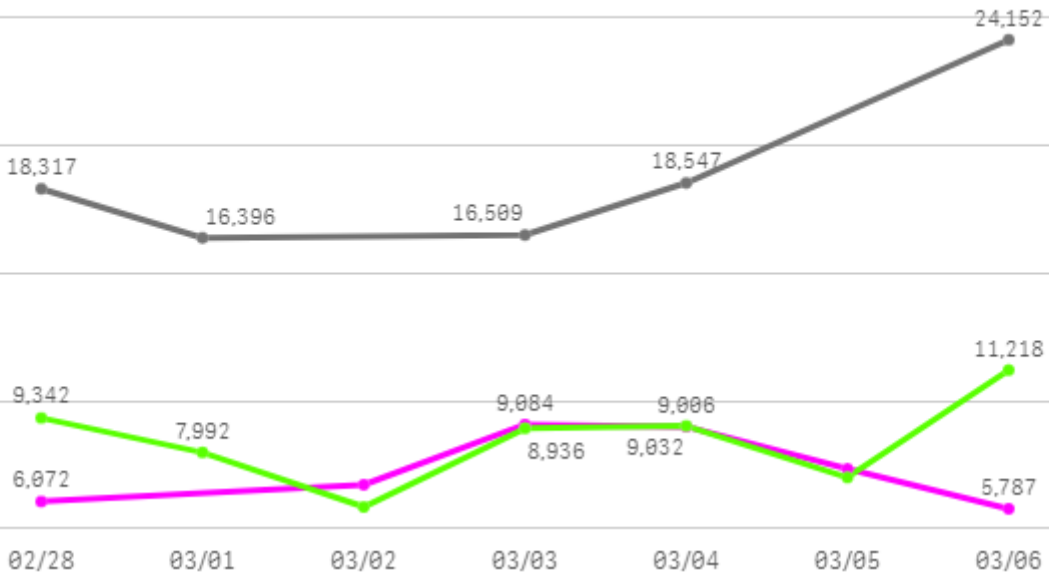
3

출하건수(천건)

0

주간 도매가격(원)

◆ 2026 ● 2025 ▲ 평년



구분	금주(A)	전주(B)	전월(C)	전년(D)	평년(E)	A/B	A/C	A/D	A/E
가격(원)	7,337	8,310	7,136	18,784	9,031	88.3%	102.8%	39.1%	81.2%

※ 상품 가격 기준

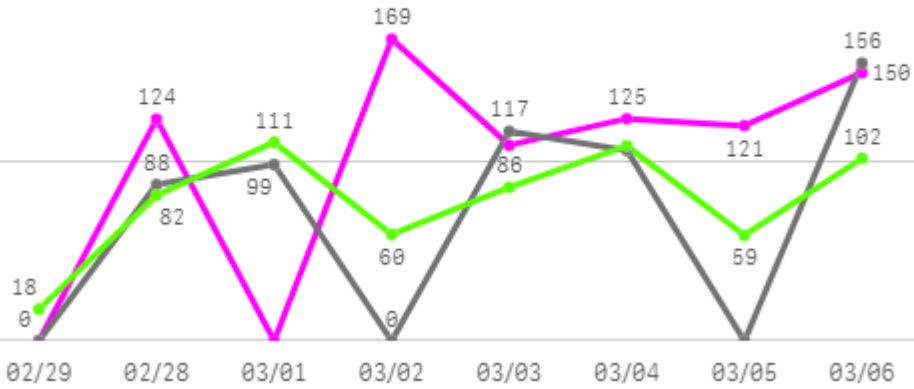
□ 양배추(8Kg) 주간 가격

구분	Q	품종	Q	단량	Q	특	상	보통	하
2026-02-28		양배추		8Kg		8,038	6,072	4,381	3,105
2026-03-02		양배추		8Kg		9,352	6,726	4,703	3,642
2026-03-03		양배추		8Kg		11,663	9,084	6,520	4,383
2026-03-04		양배추		8Kg		10,822	9,006	6,241	4,217
2026-03-05		양배추		8Kg		9,071	7,349	5,029	3,478
2026-03-06		양배추		8Kg		6,768	5,787	4,733	3,325
평균						9,286	7,337	5,268	3,692

시금치

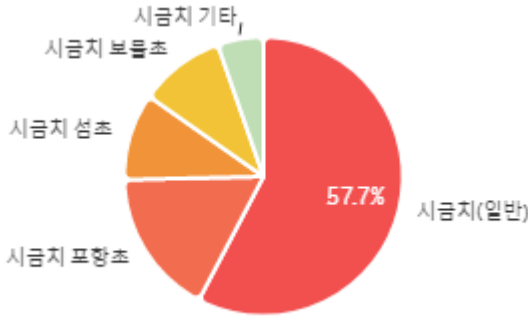
주간 반입량(톤)

◆ 2026 ● 2025 ▲ 평년

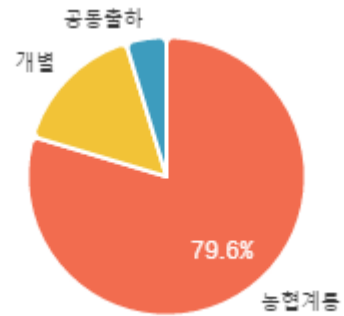


구분	금주(A)	전주(B)	전월(C)	전년(D)	평년(E)	A/B	A/C	A/D	A/E
물량(톤)	799	839	1,038	566	647	95.2%	76.9%	141.0%	123.5%

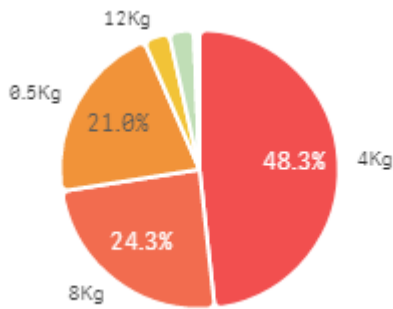
출하 품종별 거래물량 구성비



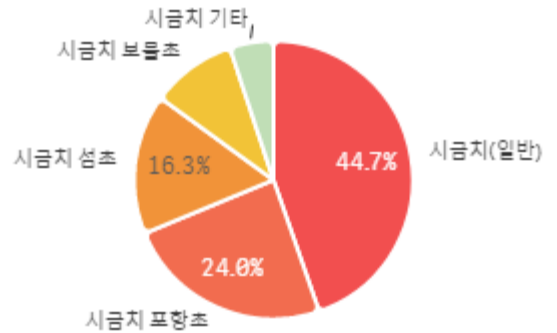
출하자별 거래물량 구성비



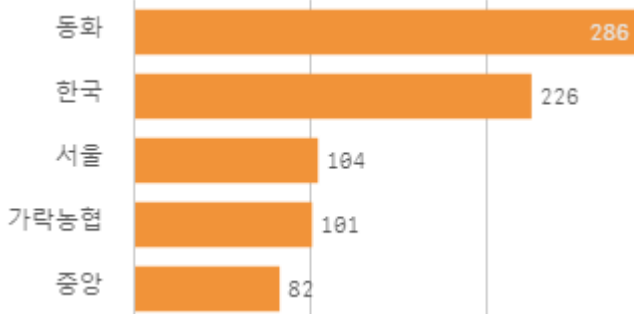
거래 단량별 물량 구성비



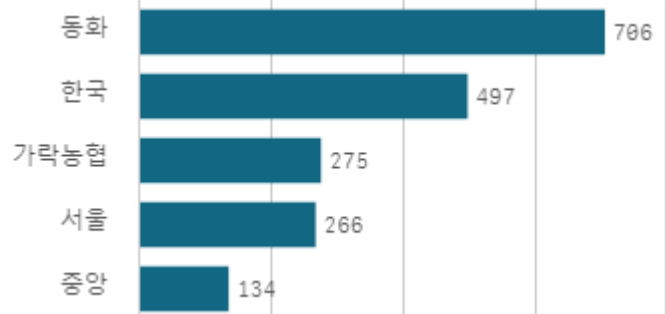
출하 품종별 거래금액 구성비



도매시장 법인별 거래물량(톤)

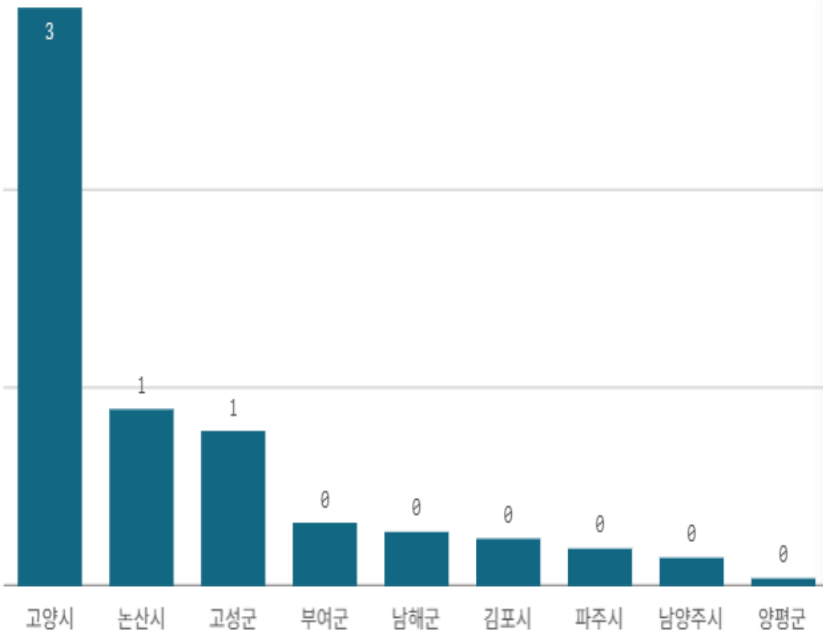


도매시장 법인별 거래금액(백만원)



시금치(4Kg)

산지별 거래물량(톤)



출하산지(개소)

9

출하건수(천건)

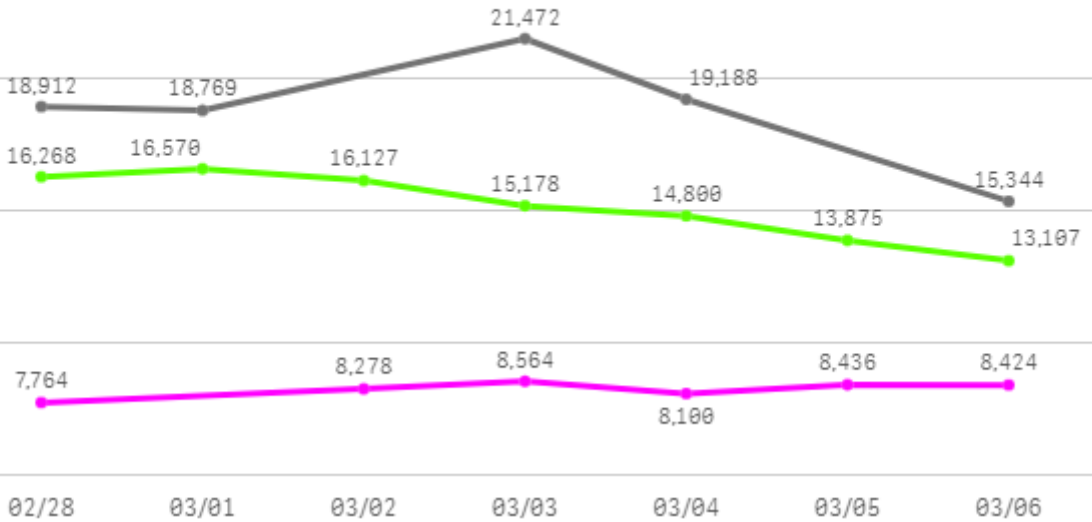
0

산지별 주출하 시군구



주간 도매가격(원)

◆ 2026 ● 2025 ◆ 평년



구분	금주(A)	전주(B)	전월(C)	전년(D)	평년(E)	A/B	A/C	A/D	A/E
가격(원)	8,261	10,080	18,563	18,737	15,099	82.0%	44.5%	44.1%	54.7%

※ 상품 가격 기준

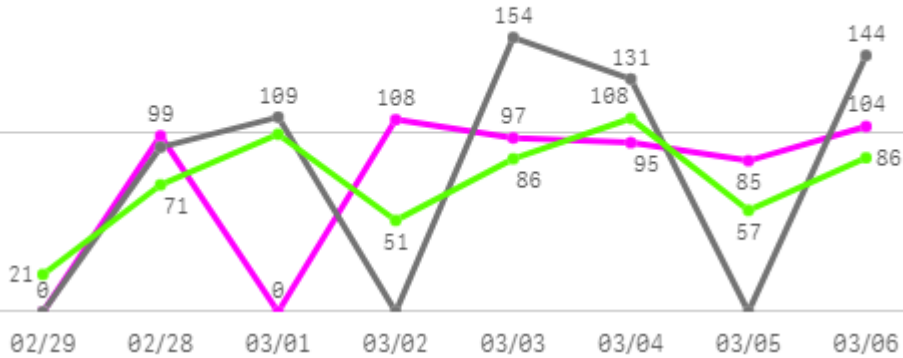
□ 시금치(4Kg) 주간 가격

구분	Q	품종	Q	단량	Q	특	상	보통	하
2026-02-28		시금치		4Kg		9,241	7,764	6,289	3,564
2026-03-02		시금치		4Kg		10,334	8,278	6,446	4,407
2026-03-03		시금치		4Kg		10,133	8,564	6,826	4,038
2026-03-04		시금치		4Kg		10,868	8,100	6,393	4,206
2026-03-05		시금치		4Kg		11,198	8,436	6,552	4,473
2026-03-06		시금치		4Kg		11,917	8,424	6,763	4,634
평균						10,615	8,261	6,545	4,220

상추

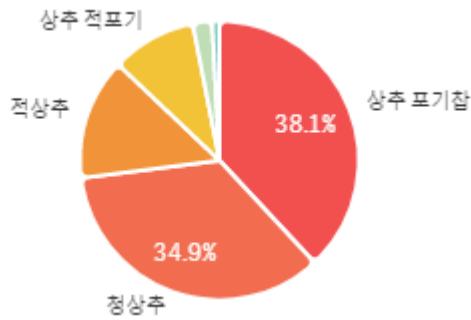
주간 반입량(톤)

◆ 2026 ● 2025 ▲ 평년

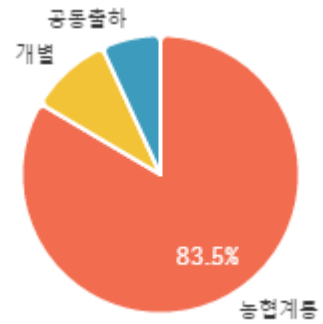


구분	금주(A)	전주(B)	전월(C)	전년(D)	평년(E)	A/B	A/C	A/D	A/E
물량(톤)	587	593	657	630	592	99.0%	89.4%	93.3%	99.2%

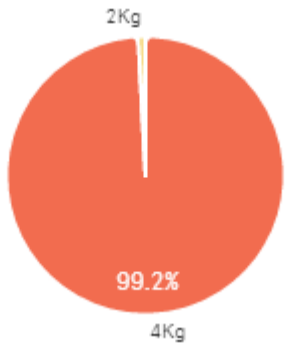
출하 품종별 거래물량 구성비



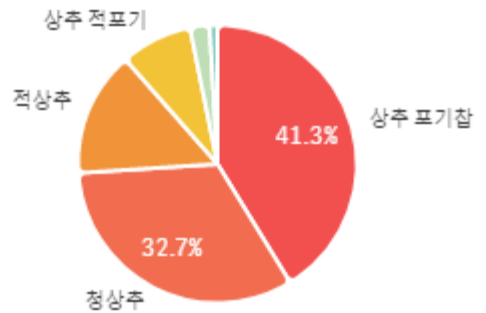
출하자별 거래물량 구성비



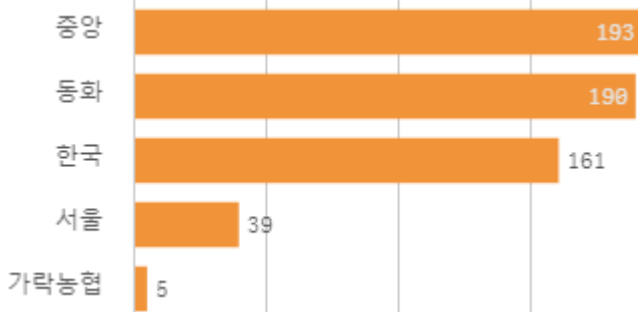
거래 단량별 물량 구성비



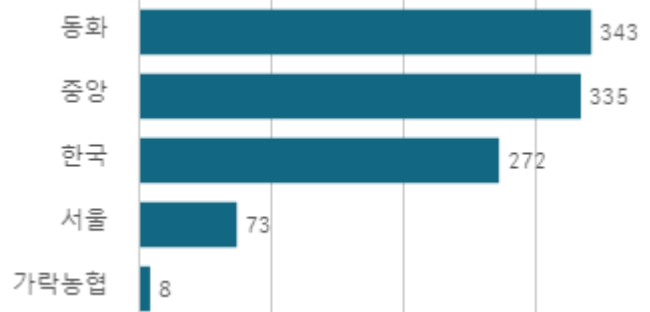
출하 품종별 거래금액 구성비



도매시장 법인별 거래물량(톤)

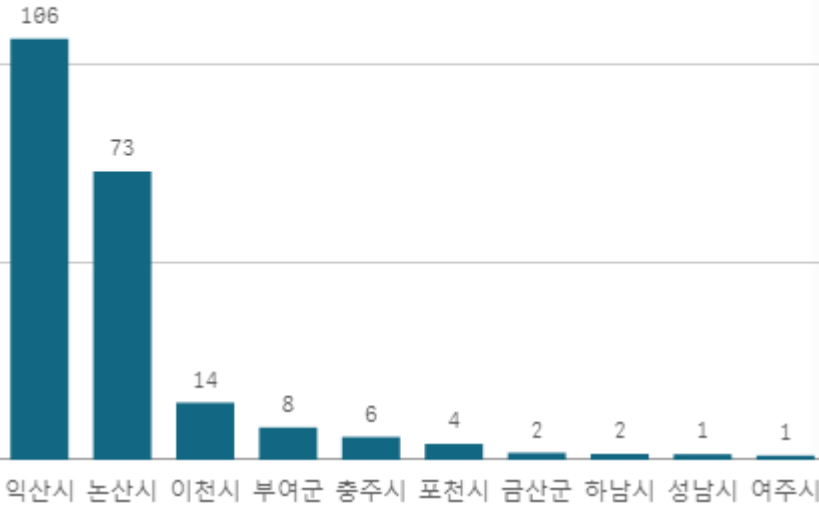


도매시장 법인별 거래금액(백만원)



상추 포기잡(4Kg)

산지별 거래물량(톤)

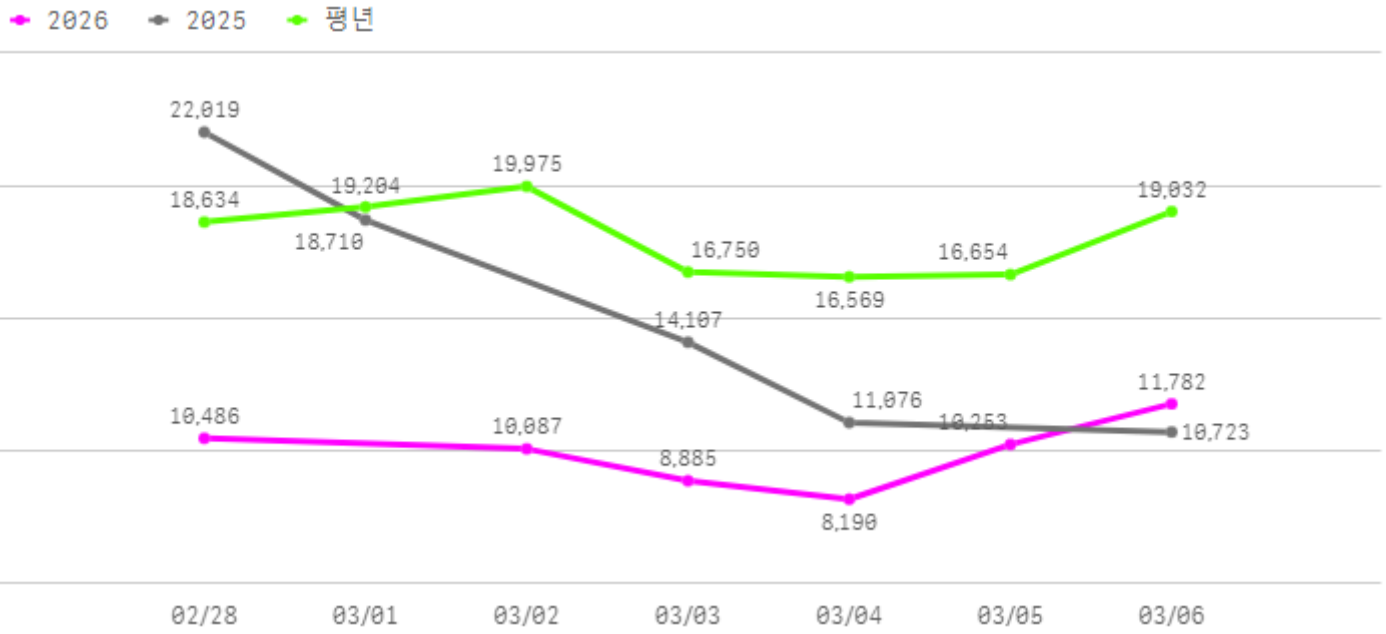


출하산지(개소) **23** 출하건수(천건) **2**

산지별 주출하 시군구



주간 도매가격(원)



구분	금주(A)	전주(B)	전월(C)	전년(D)	평년(E)	A/B	A/C	A/D	A/E
가격(원)	9,947	9,633	18,702	15,327	18,026	103.3%	53.2%	64.9%	55.2%

※ 상품 가격 기준

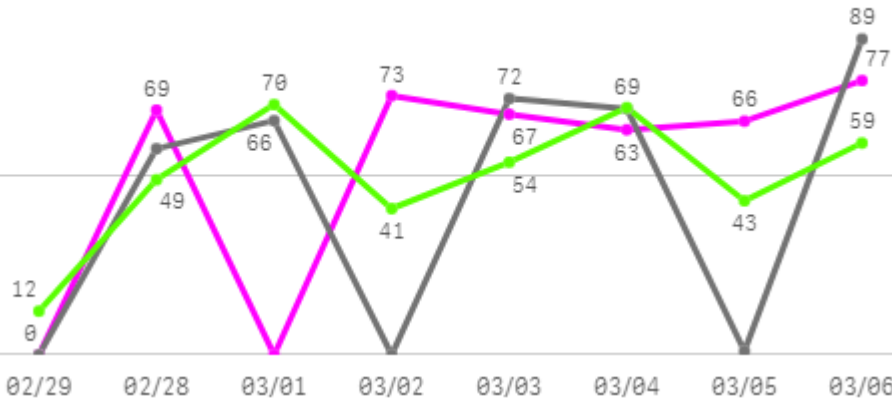
□ 상추 포기잡(4Kg) 주간 가격

구분	Q	품종	Q	단량	Q	특	상	보통	하
2026-02-28		상추 포기잡		4Kg		-	10,486	8,917	7,194
2026-03-02		상추 포기잡		4Kg		-	10,087	7,824	6,453
2026-03-03		상추 포기잡		4Kg		-	8,885	6,583	4,966
2026-03-04		상추 포기잡		4Kg		-	8,190	6,104	4,694
2026-03-05		상추 포기잡		4Kg		-	10,253	7,550	5,809
2026-03-06		상추 포기잡		4Kg		-	11,782	10,376	7,940
평균						-	9,947	7,892	6,176

부추

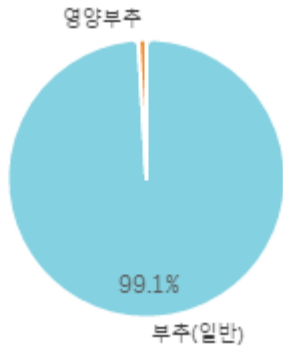
주간 반입량(톤)

◆ 2026 ● 2025 ▲ 평년

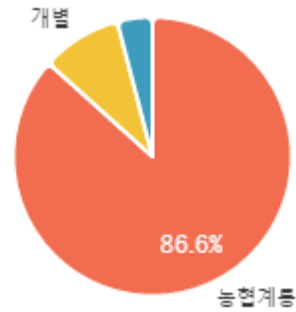


구분	금주(A)	전주(B)	전월(C)	전년(D)	평년(E)	A/B	A/C	A/D	A/E
물량(톤)	414	413	552	354	381	100.3%	75.0%	117.1%	108.7%

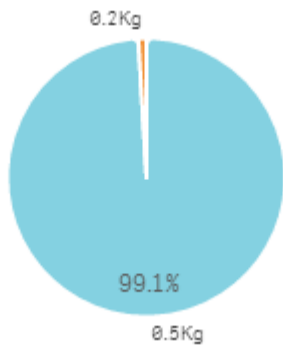
출하 품종별 거래물량 구성비



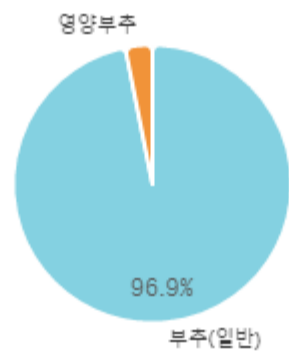
출하자별 거래물량 구성비



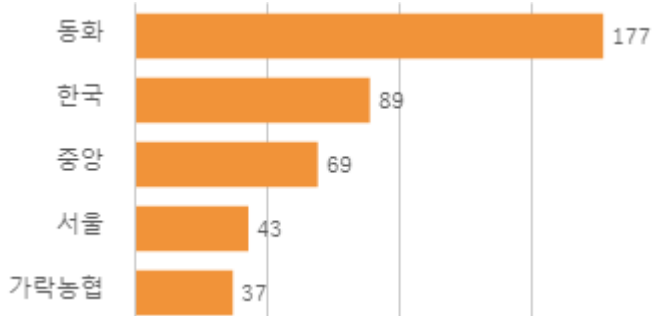
거래 단량별 물량 구성비



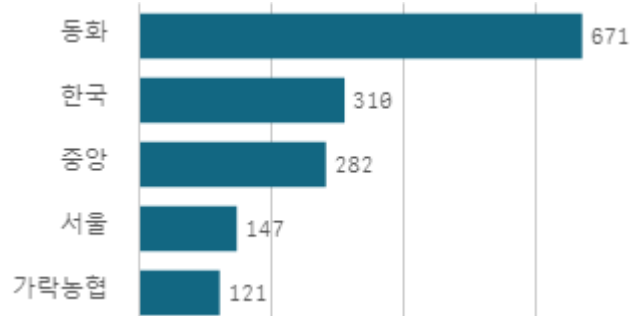
출하 품종별 거래금액 구성비



도매시장 법인별 거래물량(톤)

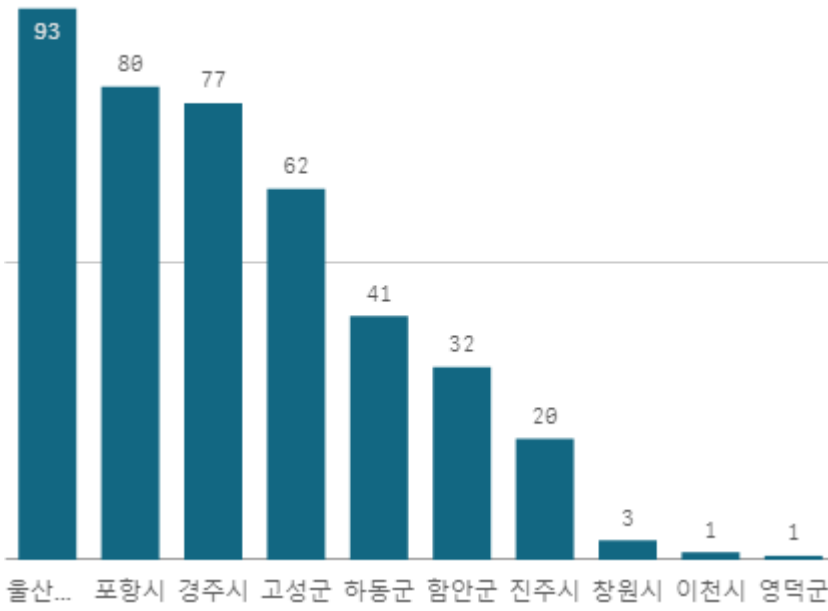


도매시장 법인별 거래금액(백만원)



부추(일반) (0.5Kg)

산지별 거래물량(톤)



출하산지(개소)

10

출하건수(천건)

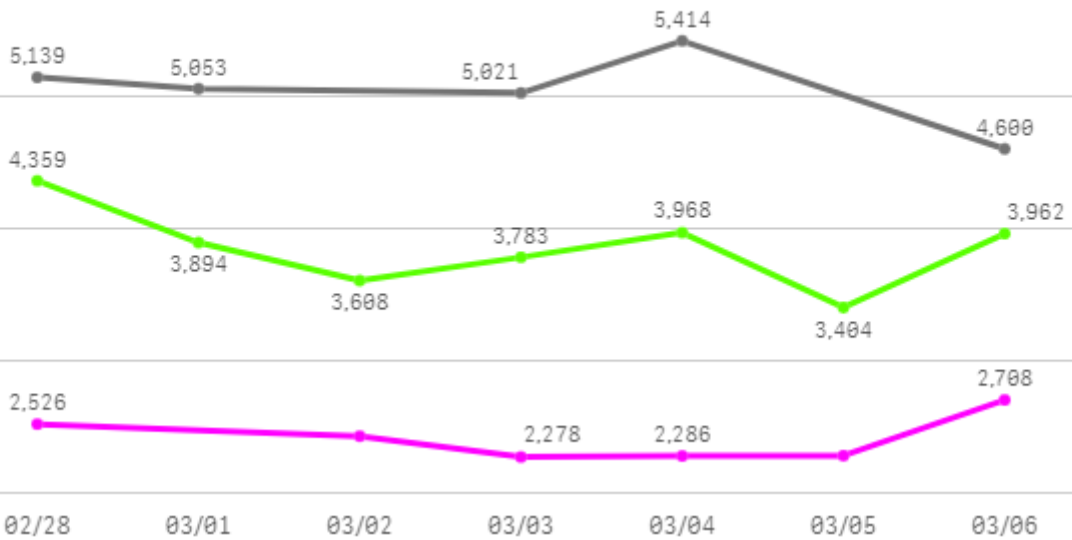
3

산지별 주출하 시군구



주간 도매가격(원)

◆ 2026 ● 2025 ◆ 평년



구분	금주(A)	전주(B)	전월(C)	전년(D)	평년(E)	A/B	A/C	A/D	A/E
가격(원)	2,420	3,474	3,703	5,045	4,073	69.7%	65.4%	48.0%	59.4%

※ 상품 가격 기준

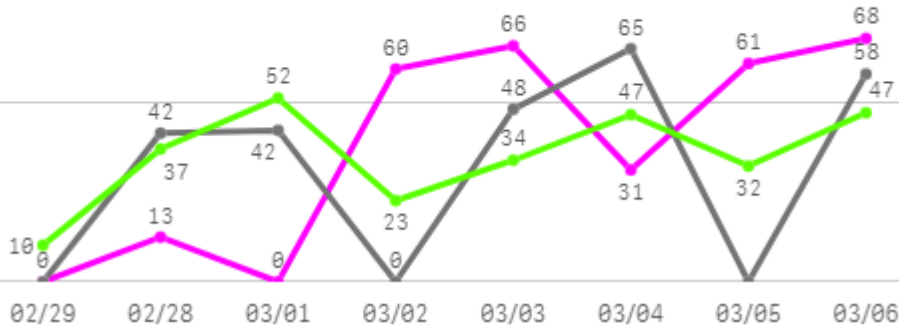
□ 부추(일반)(0.5Kg) 주간 가격

구분	Q	품종	Q	단량	Q	특	상	보통	하
2026-02-28		부추(일반)		0.5Kg		-	2,526	1,854	1,275
2026-03-02		부추(일반)		0.5Kg		-	2,435	1,853	1,423
2026-03-03		부추(일반)		0.5Kg		-	2,278	1,782	1,389
2026-03-04		부추(일반)		0.5Kg		-	2,286	1,755	1,374
2026-03-05		부추(일반)		0.5Kg		-	2,288	1,830	1,397
2026-03-06		부추(일반)		0.5Kg		-	2,708	2,162	1,607
평균						-	2,420	1,873	1,411

미나리

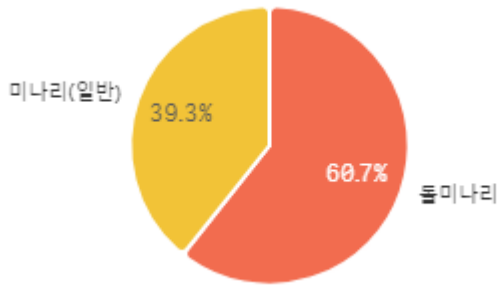
주간 반입량(톤)

◆ 2026 ● 2025 ▲ 평년

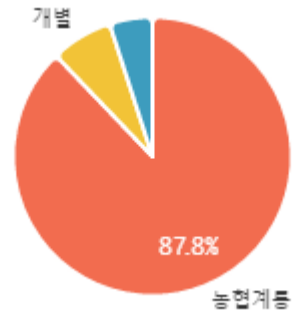


구분	금주(A)	전주(B)	전월(C)	전년(D)	평년(E)	A/B	A/C	A/D	A/E
물량(톤)	299	288	275	256	287	103.8%	108.8%	116.8%	104.1%

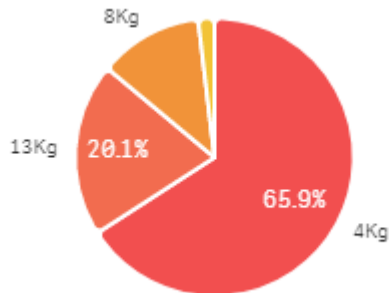
출하 품종별 거래물량 구성비



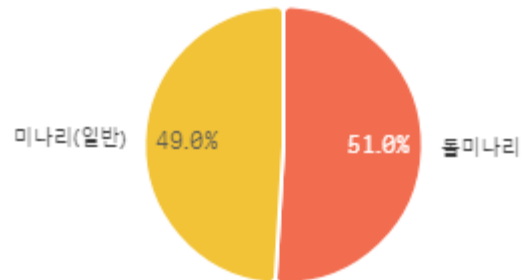
출하자별 거래물량 구성비



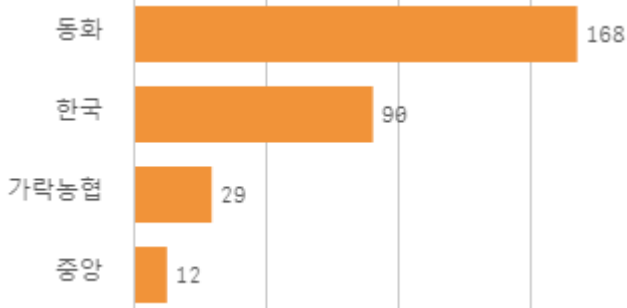
거래 단량별 물량 구성비



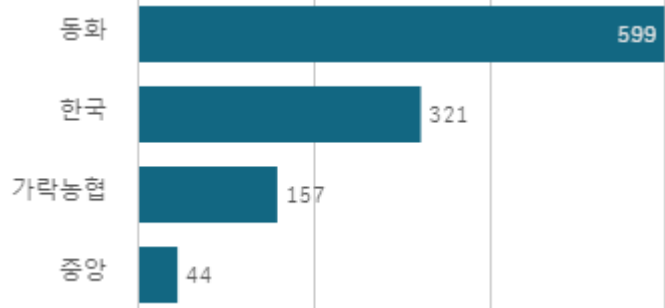
출하 품종별 거래금액 구성비



도매시장 법인별 거래물량(톤)

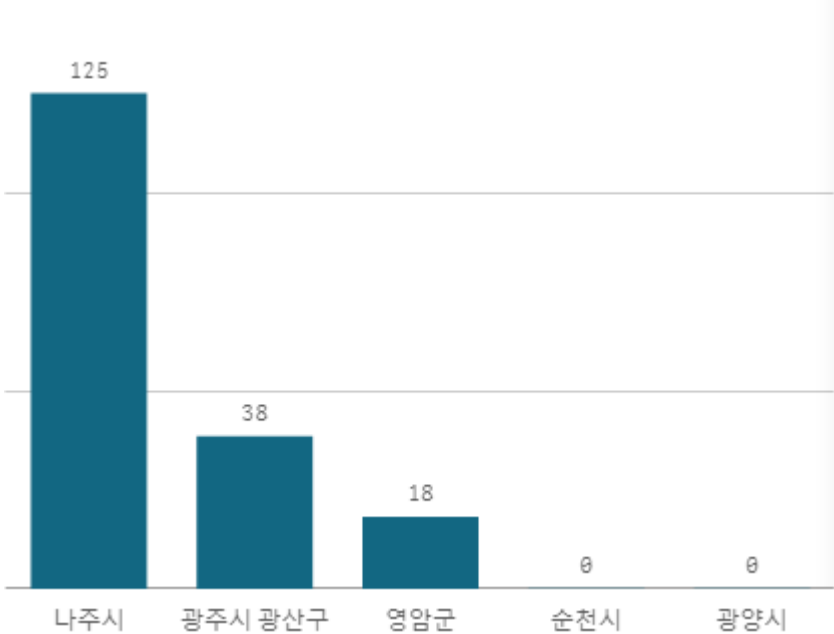


도매시장 법인별 거래금액(백만원)

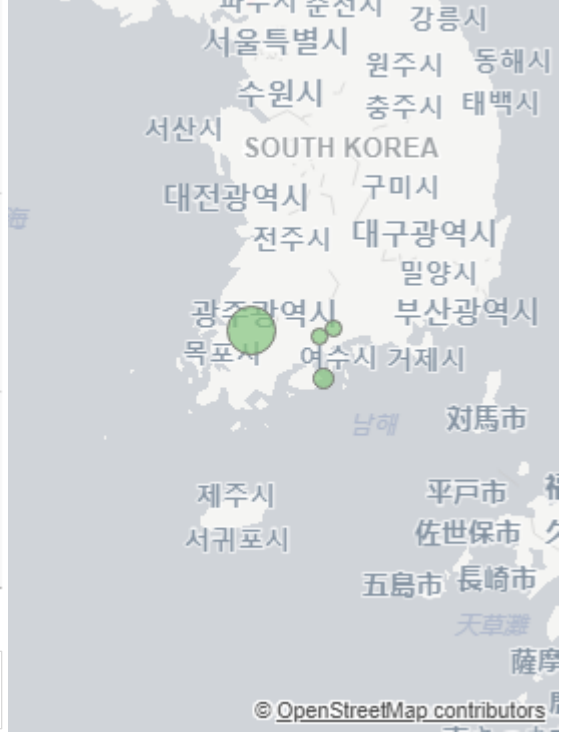


돌미나리(4Kg)

산지별 거래물량(톤)



산지별 주출하 시군구



출하산지(개소)

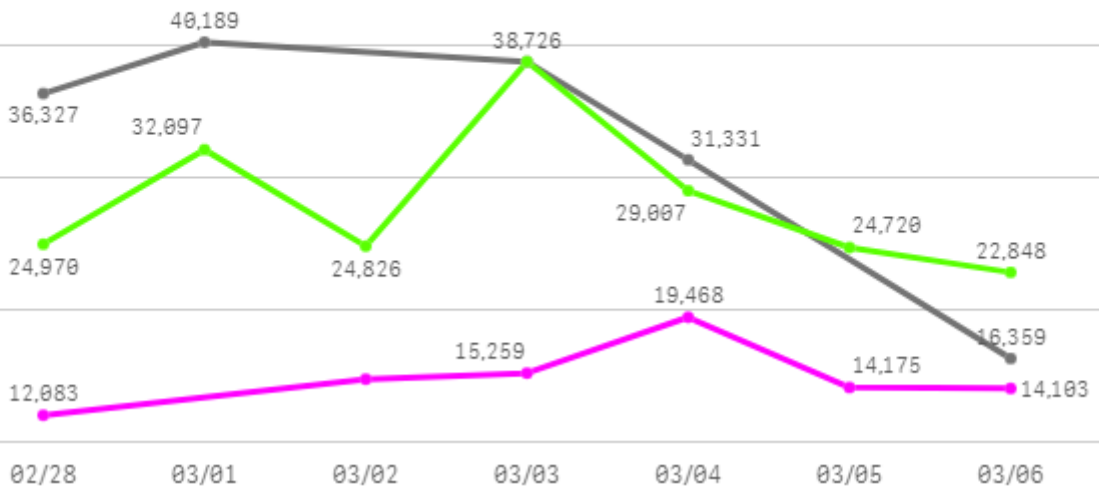
5

출하건수(천건)

1

주간 도매가격(원)

◆ 2026 ● 2025 ▲ 평년



구분	금주(A)	전주(B)	전월(C)	전년(D)	평년(E)	A/B	A/C	A/D	A/E
가격(원)	14,982	16,915	41,967	32,586	23,334	88.6%	35.7%	46.0%	64.2%

※ 상품 가격 기준

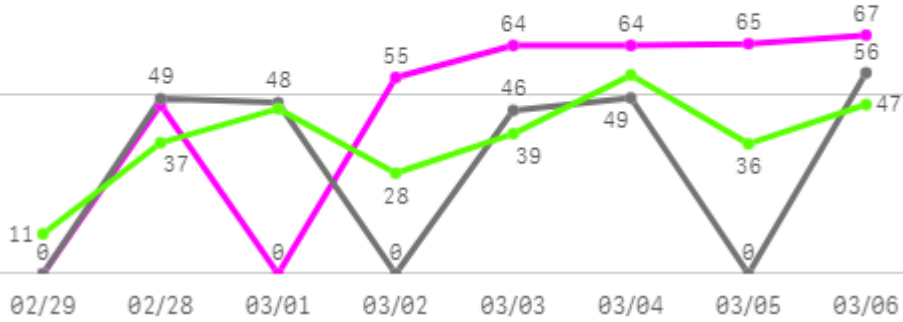
□ 돌미나리(4Kg) 주간 가격

구분	Q	품종	Q	단량	Q	특	상	보통	하
2026-02-28		돌미나리		4Kg		-	12,083	10,247	8,427
2026-03-02		돌미나리		4Kg		-	14,801	13,415	11,781
2026-03-03		돌미나리		4Kg		-	15,259	13,986	12,222
2026-03-04		돌미나리		4Kg		-	19,468	18,002	12,397
2026-03-05		돌미나리		4Kg		-	14,175	12,671	10,589
2026-03-06		돌미나리		4Kg		-	14,103	11,938	8,161
평균						-	14,982	13,377	10,596

열무

주간 반입량(톤)

◆ 2026 ● 2025 ▲ 평년

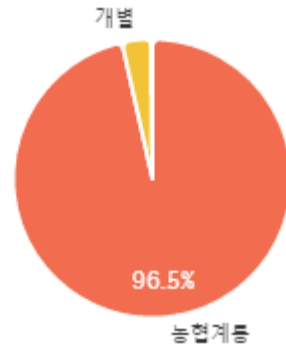


구분	금주(A)	전주(B)	전월(C)	전년(D)	평년(E)	A/B	A/C	A/D	A/E
물량(톤)	362	305	183	249	304	118.5%	197.4%	145.6%	119.0%

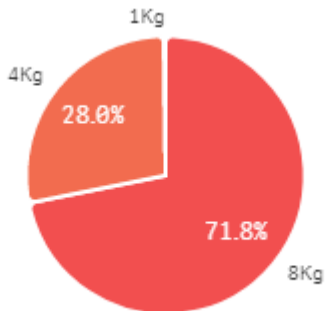
출하 품종별 거래물량 구성비



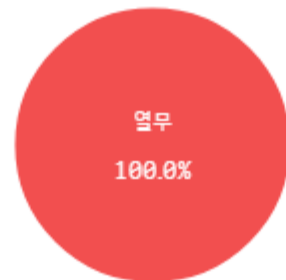
출하자별 거래물량 구성비



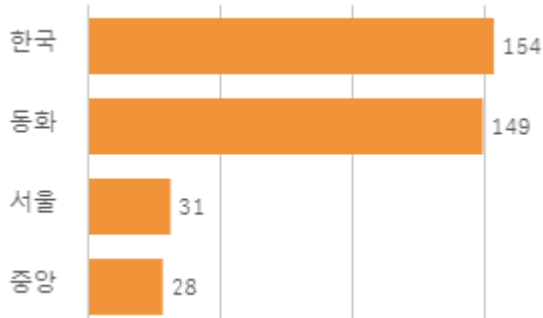
거래 단량별 물량 구성비



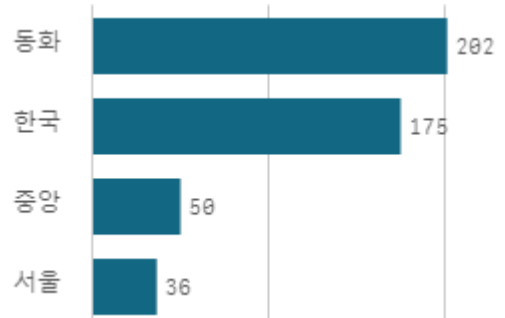
출하 품종별 거래금액 구성비



도매시장 법인별 거래물량(톤)

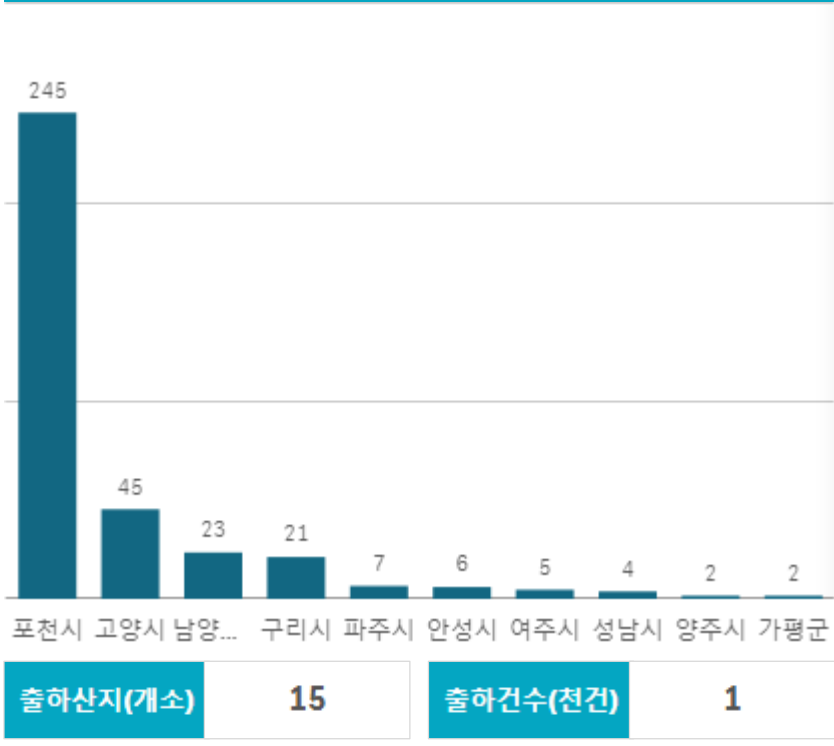


도매시장 법인별 거래금액(백만원)



열무(4Kg)

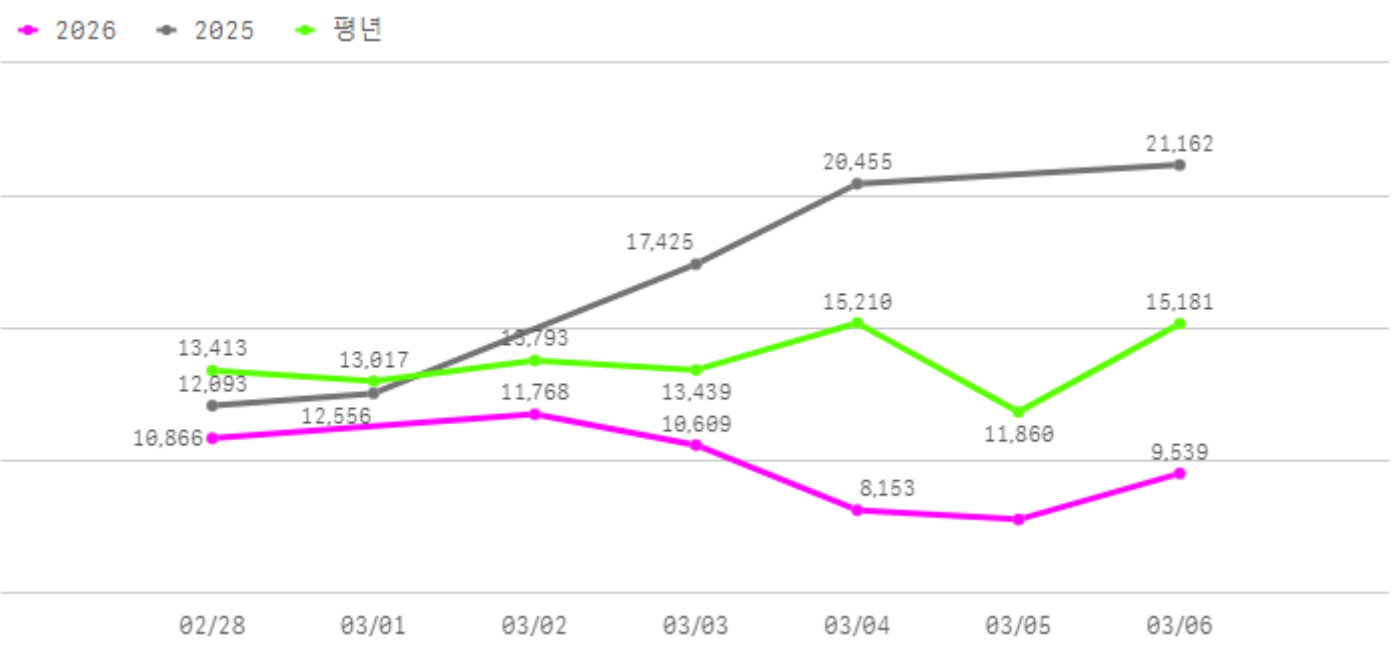
산지별 거래물량(톤)



산지별 주출하 시군구



주간 도매가격(원)



구분	금주(A)	전주(B)	전월(C)	전년(D)	평년(E)	A/B	A/C	A/D	A/E
가격(원)	9,790	8,481	17,539	16,738	13,917	115.4%	55.8%	58.5%	70.3%

※ 상품 가격 기준

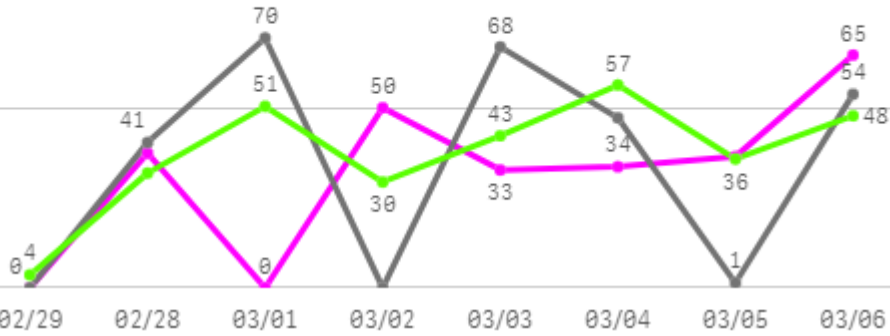
□ 열무(4Kg) 주간 가격

구분	Q	품종	Q	단량	Q	특	상	보통	하
2026-02-28		열무		4Kg		-	10,866	7,676	5,122
2026-03-02		열무		4Kg		-	11,768	9,060	5,985
2026-03-03		열무		4Kg		-	10,609	7,985	5,849
2026-03-04		열무		4Kg		-	8,153	6,248	4,144
2026-03-05		열무		4Kg		-	7,804	5,868	3,068
2026-03-06		열무		4Kg		-	9,539	6,593	3,151
평균						-	9,790	7,238	4,553

참외

주간 반입량(톤)

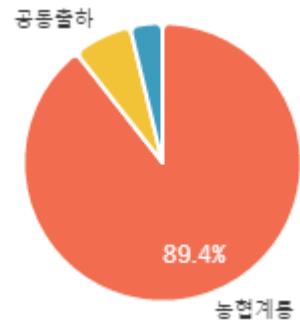
◆ 2026 ● 2025 ▲ 평년



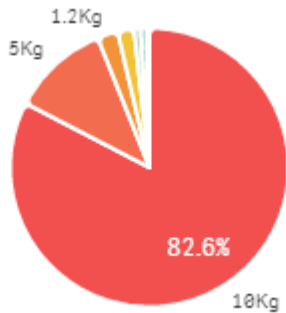
출하 품종별 거래물량 구성비



출하자별 거래물량 구성비



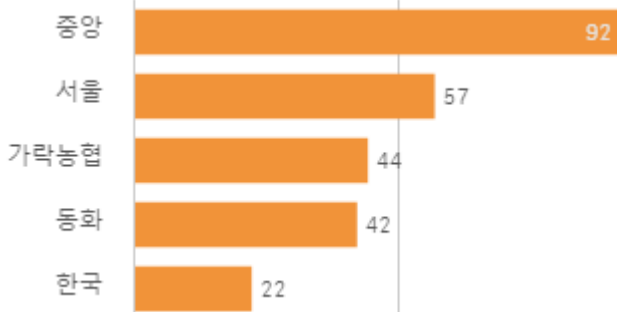
거래 단량별 물량 구성비



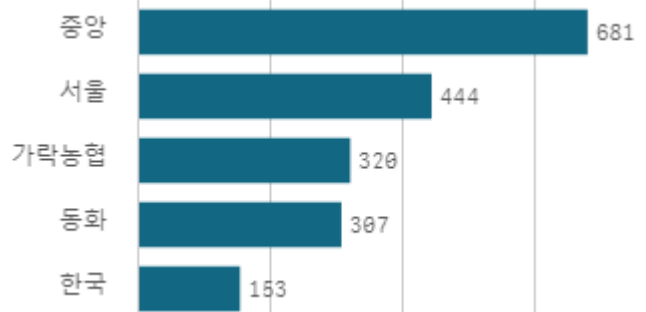
출하 품종별 거래금액 구성비



도매시장 법인별 거래물량(톤)

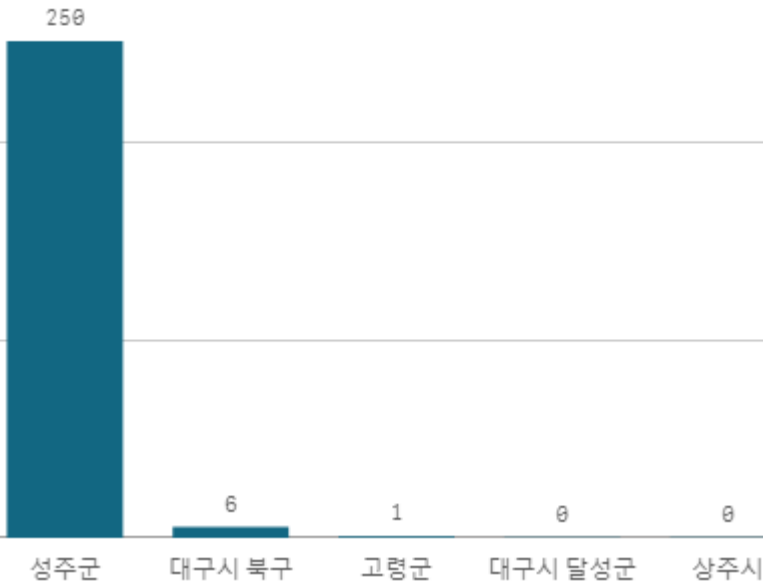


도매시장 법인별 거래금액(백만원)



참외(일반)(10Kg)

산지별 거래물량(톤)



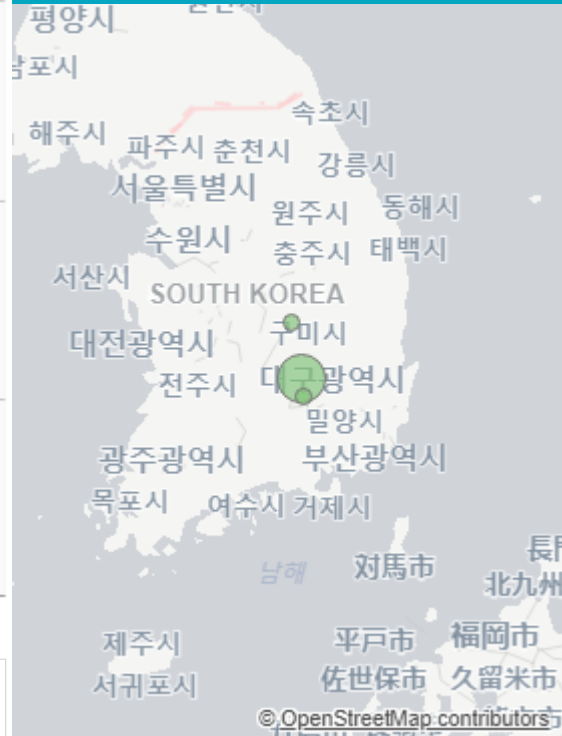
출하산지(개소)

5

출하건수(천건)

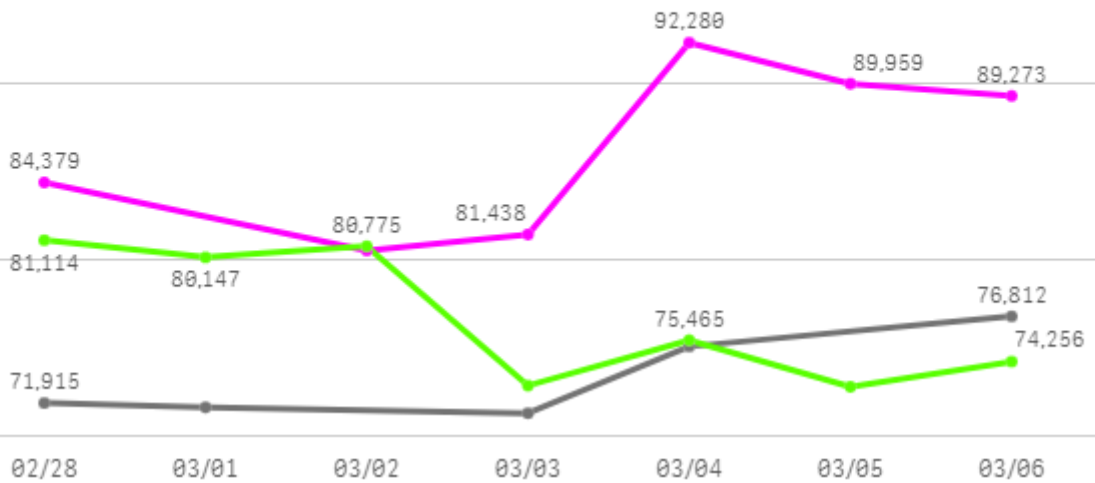
4

산지별 주출하 시군구



주간 도매가격(원)

◆ 2026 ● 2025 ◆ 평년



구분	금주(A)	전주(B)	전월(C)	전년(D)	평년(E)	A/B	A/C	A/D	A/E
가격(원)	86,311	71,077	95,179	73,369	79,523	121.4%	90.7%	117.6%	108.5%

※ 상품 가격 기준

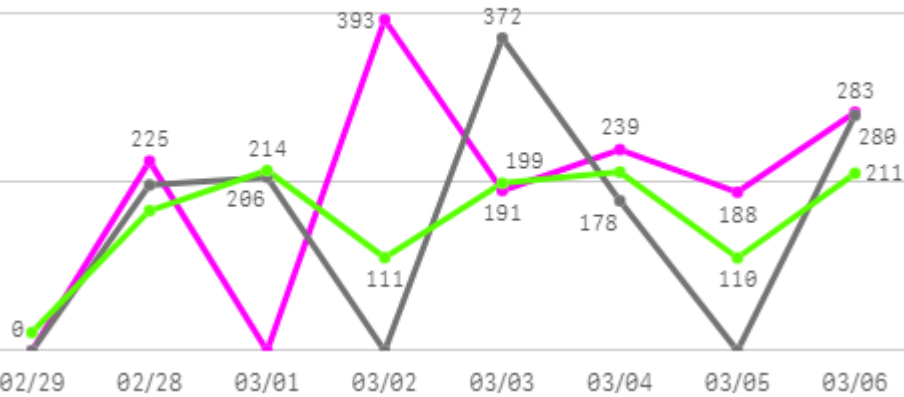
□ 참외(일반)(10Kg) 주간 가격

구분	Q	품종	Q	단량	Q	특	상	보통	하
2026-02-28		참외(일반)		10Kg		94,094	84,379	72,952	53,174
2026-03-02		참외(일반)		10Kg		91,425	80,535	71,980	55,795
2026-03-03		참외(일반)		10Kg		88,323	81,438	71,580	53,983
2026-03-04		참외(일반)		10Kg		107,275	92,280	77,813	60,993
2026-03-05		참외(일반)		10Kg		108,458	89,959	76,736	57,416
2026-03-06		참외(일반)		10Kg		108,076	89,273	73,643	53,716
평균						99,609	86,311	74,117	55,846

오이

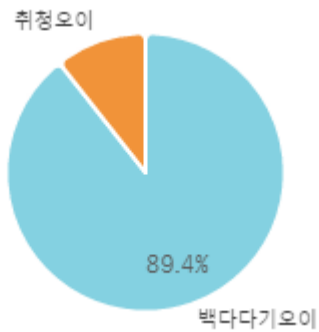
주간 반입량(톤)

◆ 2026 ● 2025 ▲ 평년

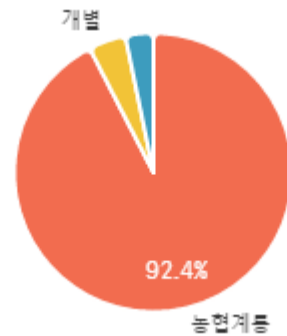


구분	금주(A)	전주(B)	전월(C)	전년(D)	평년(E)	A/B	A/C	A/D	A/E
물량(톤)	1,520	1,442	1,649	1,233	1,303	105.4%	92.2%	123.3%	116.6%

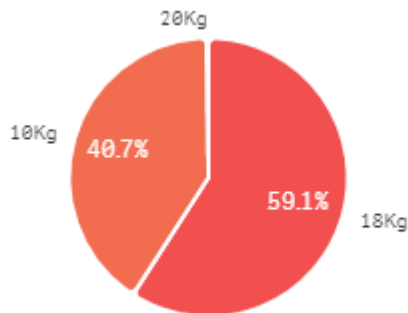
출하 품종별 거래물량 구성비



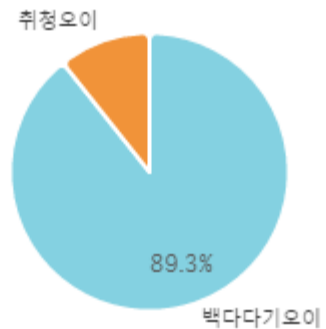
출하자별 거래물량 구성비



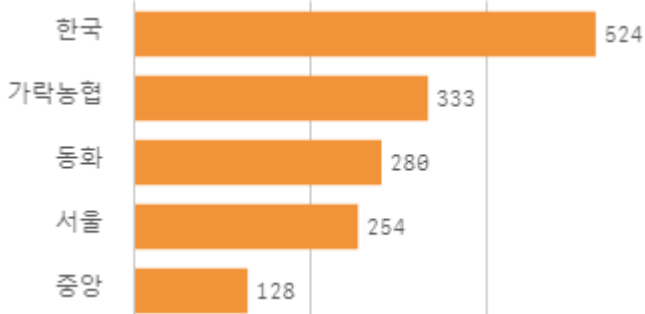
거래 단량별 물량 구성비



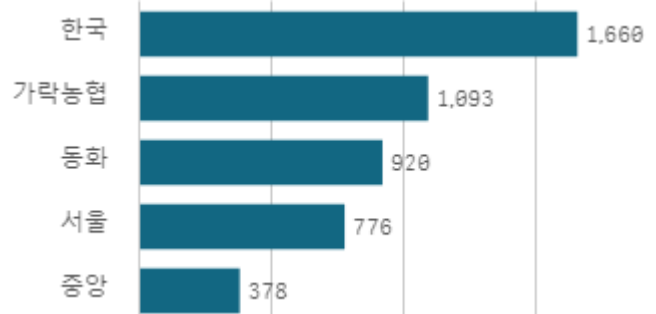
출하 품종별 거래금액 구성비



도매시장 법인별 거래물량(톤)

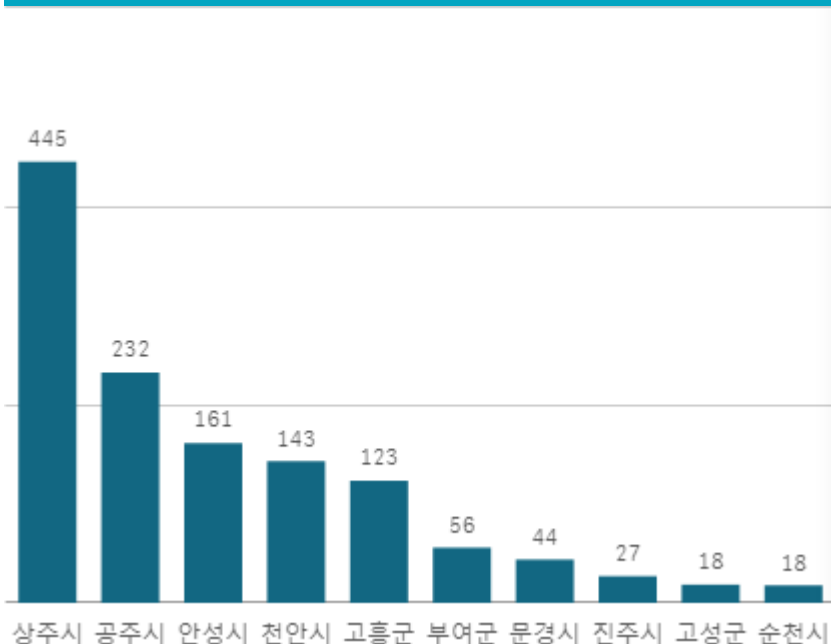


도매시장 법인별 거래금액(백만원)



백다다기오이(100개)

산지별 거래물량(톤)



출하산지(개소)

34

출하건수(천건)

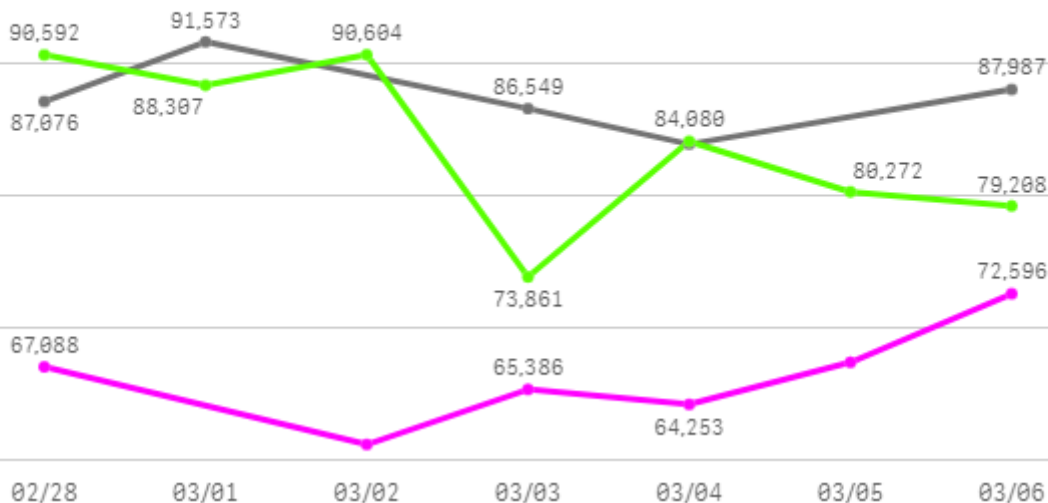
7

산지별 주출하 시군구



주간 도매가격(원)

◆ 2026 ● 2025 ◆ 평년



구분	금주(A)	전주(B)	전월(C)	전년(D)	평년(E)	A/B	A/C	A/D	A/E
가격(원)	66,331	54,508	68,036	87,410	87,271	121.7%	97.5%	75.9%	76.0%

※ 상품 가격 기준

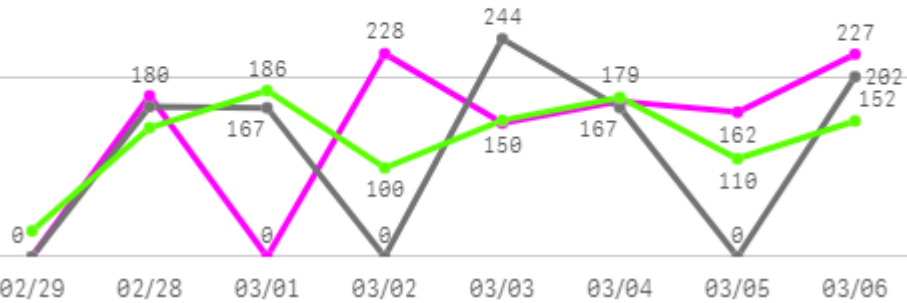
□ 백다다기오이(100개) 주간 가격

구분	Q	품종	Q	단량	Q	특	상	보통	하
2026-02-28		백다다기오이		100개		76,274	67,088	60,400	47,015
2026-03-02		백다다기오이		100개		67,067	61,235	52,960	42,726
2026-03-03		백다다기오이		100개		75,734	65,386	56,308	44,560
2026-03-04		백다다기오이		100개		72,337	64,253	58,130	44,498
2026-03-05		백다다기오이		100개		77,897	67,425	59,615	48,168
2026-03-06		백다다기오이		100개		78,811	72,596	65,436	50,190
평균						74,687	66,331	58,808	46,193

호박

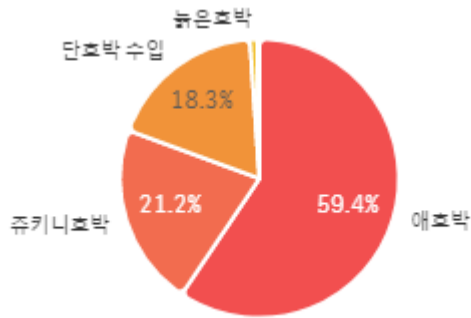
주간 반입량(톤)

◆ 2026 ● 2025 ▲ 평년

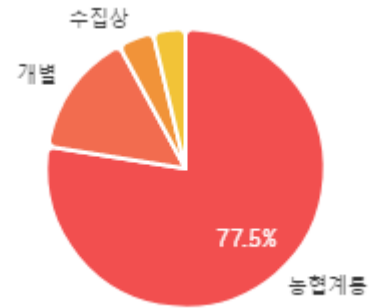


구분	금주(A)	전주(B)	전월(C)	전년(D)	평년(E)	A/B	A/C	A/D	A/E
물량(톤)	1,122	1,325	1,818	949	1,055	84.7%	61.7%	118.2%	106.4%

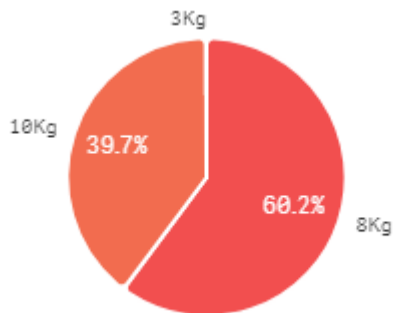
출하 품종별 거래물량 구성비



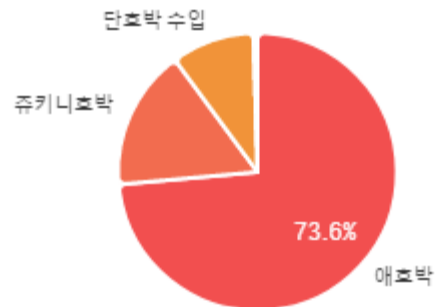
출하자별 거래물량 구성비



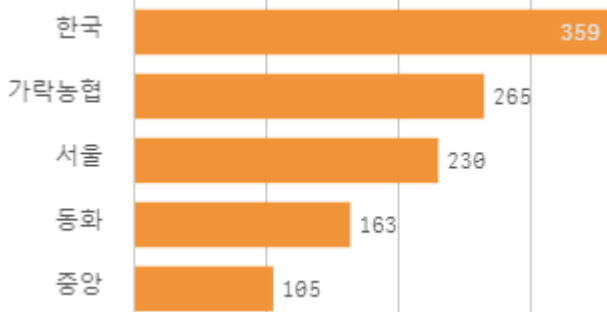
거래 단량별 물량 구성비



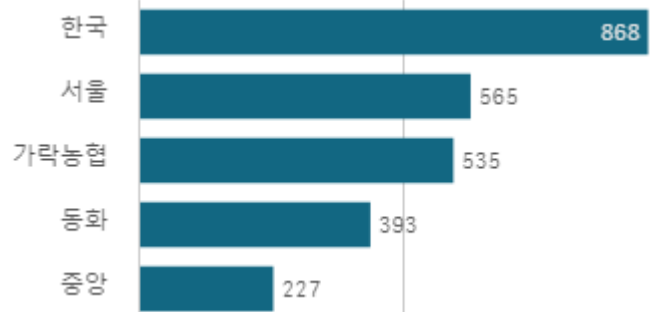
출하 품종별 거래금액 구성비



도매시장 법인별 거래물량(톤)

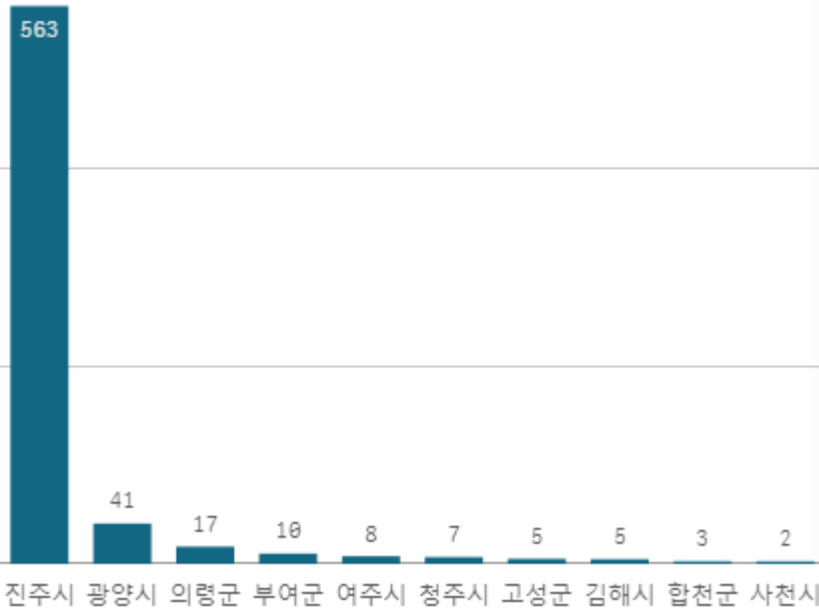


도매시장 법인별 거래금액(백만원)



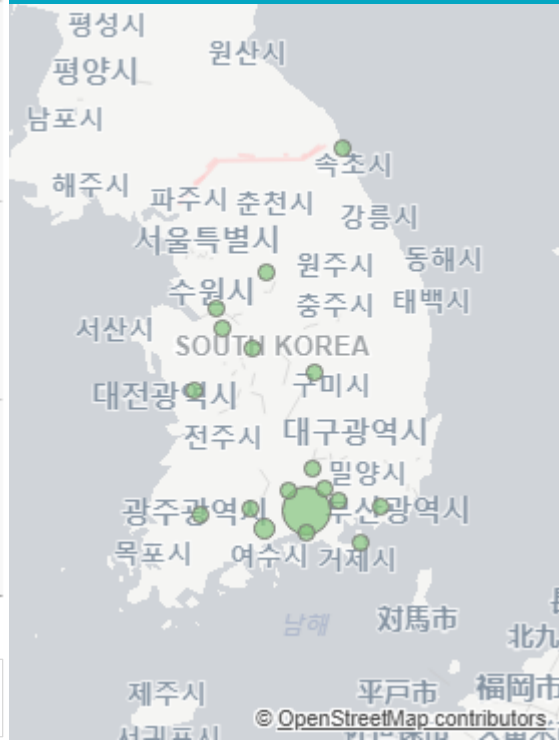
애호박(20개)

산지별 거래물량(톤)

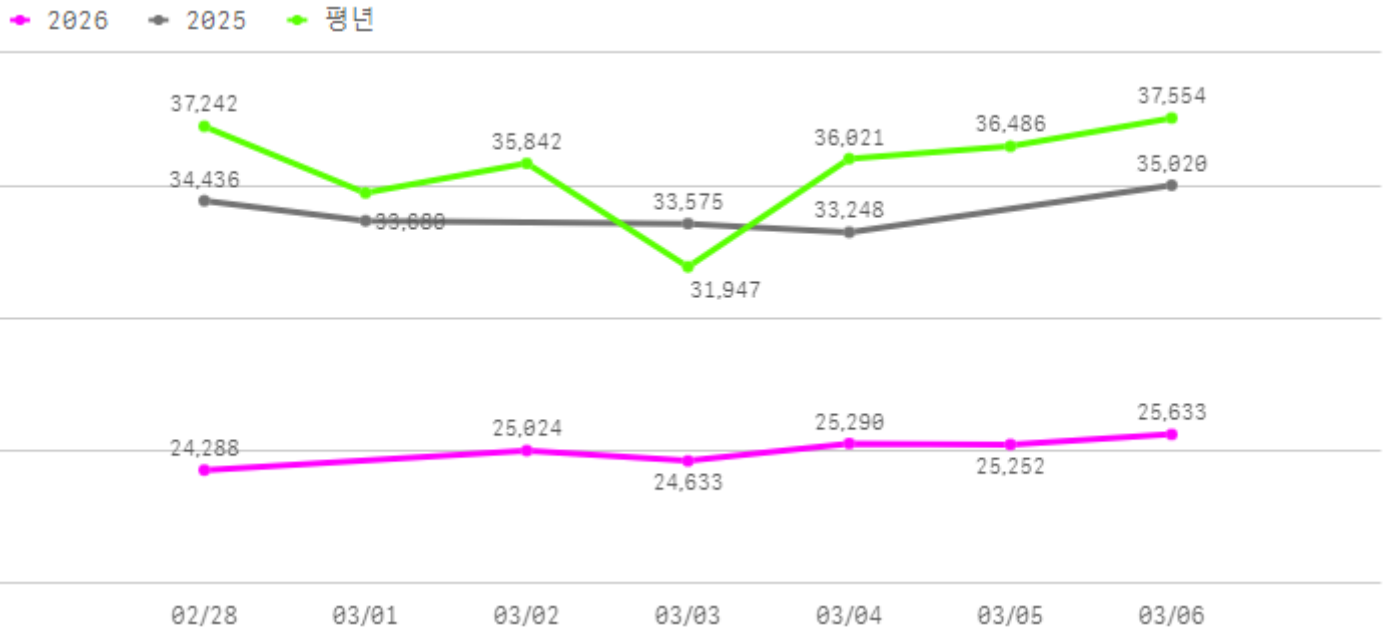


출하산지(개소) **19** 출하건수(천건) **4**

산지별 주출하 시군구



주간 도매가격(원)



구분	금주(A)	전주(B)	전월(C)	전년(D)	평년(E)	A/B	A/C	A/D	A/E
가격(원)	25,020	25,944	35,881	33,992	35,034	96.4%	69.7%	73.6%	71.4%

※ 상품 가격 기준

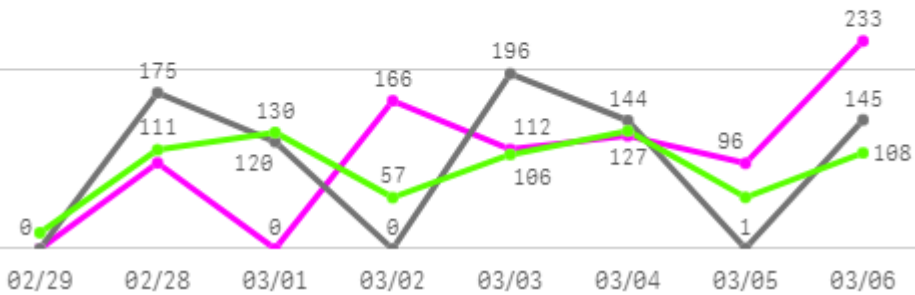
□ 애호박(20개) 주간 가격

구분	Q	품종	Q	단량	Q	특	상	보통	하
2026-02-28		애호박		20개		28,680	24,288	21,529	16,772
2026-03-02		애호박		20개		29,177	25,024	22,366	18,442
2026-03-03		애호박		20개		28,531	24,633	22,140	17,619
2026-03-04		애호박		20개		28,870	25,290	23,329	18,970
2026-03-05		애호박		20개		28,304	25,252	23,257	19,756
2026-03-06		애호박		20개		28,478	25,633	23,449	19,791
평균						28,673	25,020	22,678	18,558

토마토

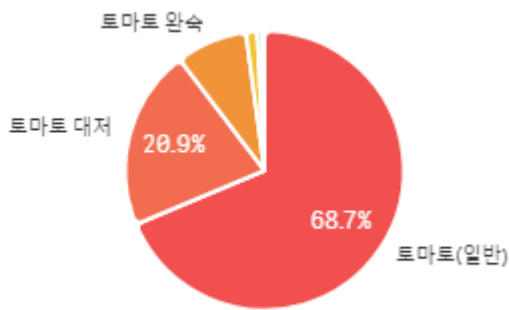
주간 반입량(톤)

◆ 2026 ● 2025 ▲ 평년

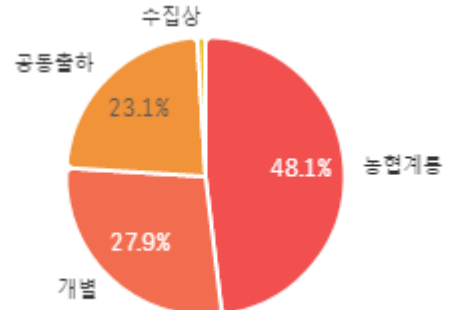


구분	금주(A)	전주(B)	전월(C)	전년(D)	평년(E)	A/B	A/C	A/D	A/E
물량(톤)	830	802	929	781	758	103.4%	89.3%	106.3%	109.4%

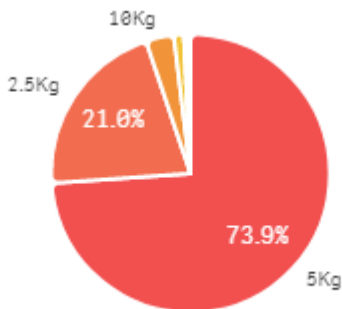
출하 품종별 거래물량 구성비



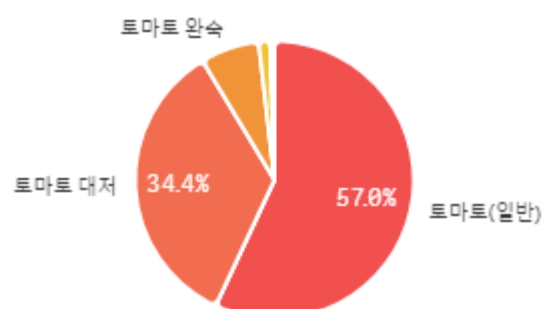
출하자별 거래물량 구성비



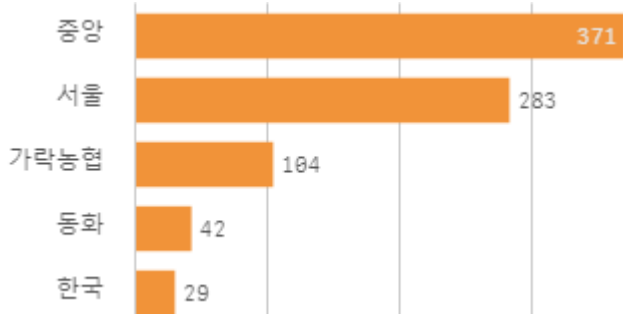
거래 단량별 물량 구성비



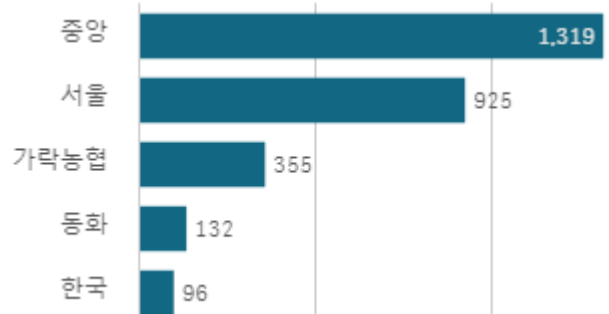
출하 품종별 거래금액 구성비



도매시장 법인별 거래물량(톤)

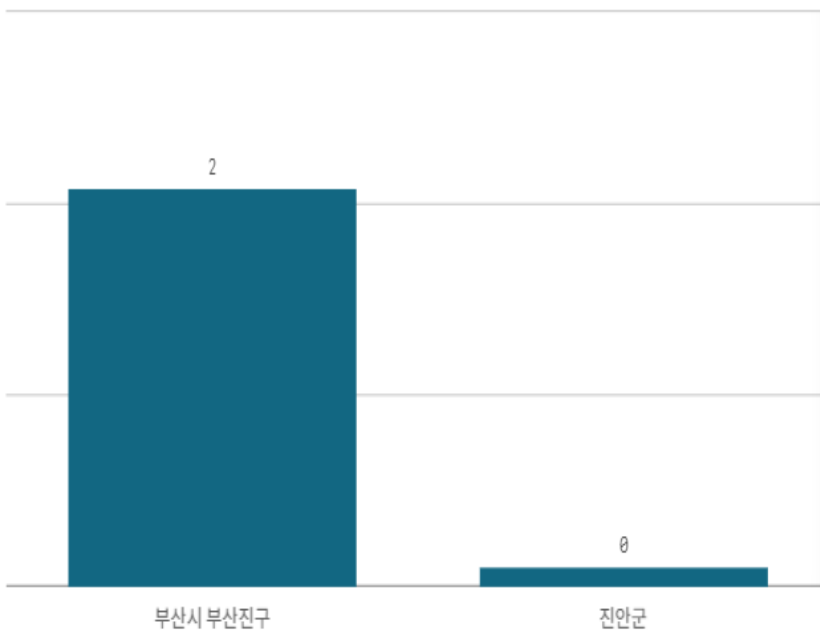


도매시장 법인별 거래금액(백만원)



토마토(5Kg)

산지별 거래물량(톤)



출하산지(개소)

2

출하건수(천건)

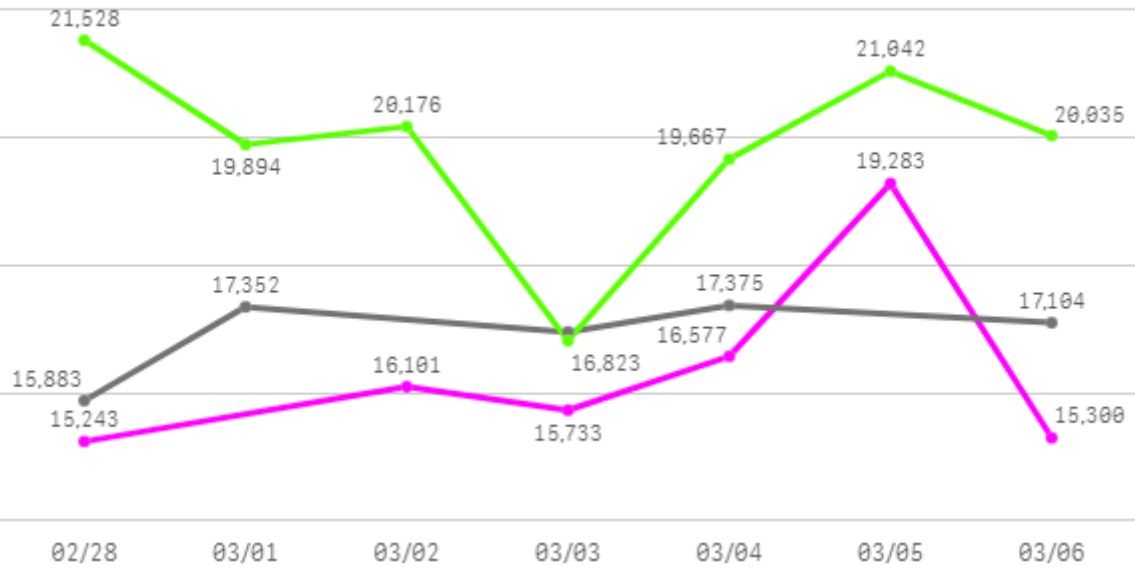
0

산지별 주출하 시군구



주간 도매가격(원)

◆ 2026 ● 2025 ▲ 평년



구분	금주(A)	전주(B)	전월(C)	전년(D)	평년(E)	A/B	A/C	A/D	A/E
가격(원)	16,373	11,295	16,024	16,935	20,477	145.0%	102.2%	96.7%	80.0%

※ 상품 가격 기준

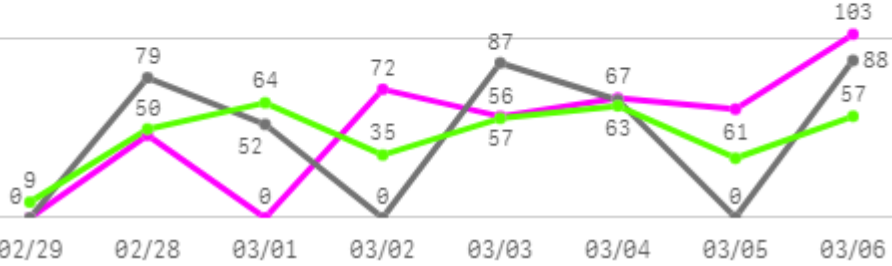
□ 토마토(5Kg) 주간 가격

구분	Q	품종	Q	단량	Q	특	상	보통	하
2026-02-28		토마토		5Kg		17,658	15,243	12,016	7,511
2026-03-02		토마토		5Kg		17,903	16,101	13,104	9,805
2026-03-03		토마토		5Kg		18,053	15,733	13,352	10,794
2026-03-04		토마토		5Kg		17,711	16,577	14,152	11,151
2026-03-05		토마토		5Kg		21,016	19,283	16,867	13,212
2026-03-06		토마토		5Kg		17,029	15,300	13,456	10,846
평균						18,228	16,373	13,825	10,553

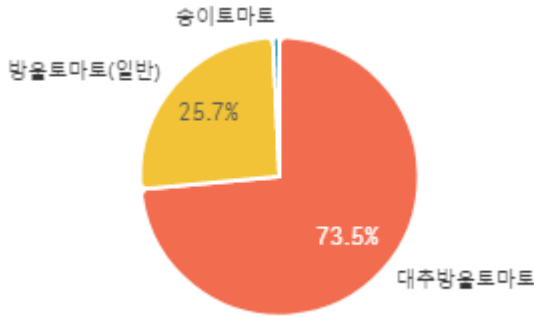
방울토마토

주간 반입량(톤)

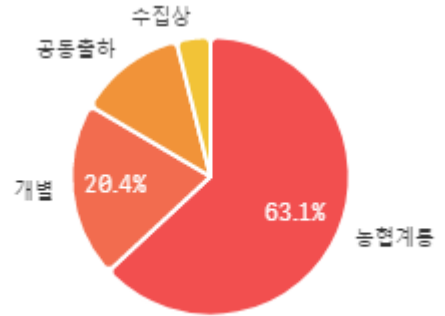
◆ 2026 ● 2025 ▲ 평년



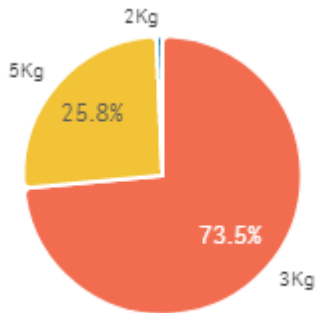
출하 품종별 거래물량 구성비



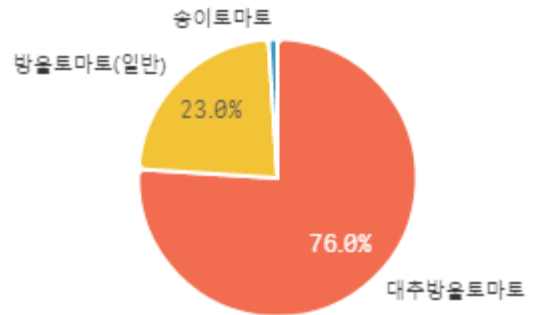
출하자별 거래물량 구성비



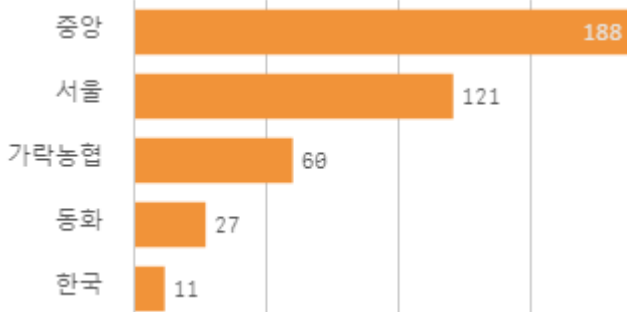
거래 단량별 물량 구성비



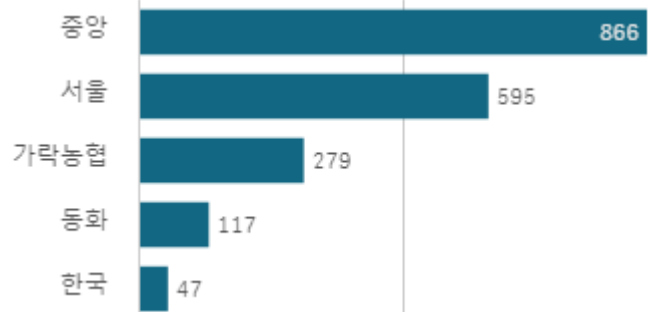
출하 품종별 거래금액 구성비



도매시장 법인별 거래물량(톤)

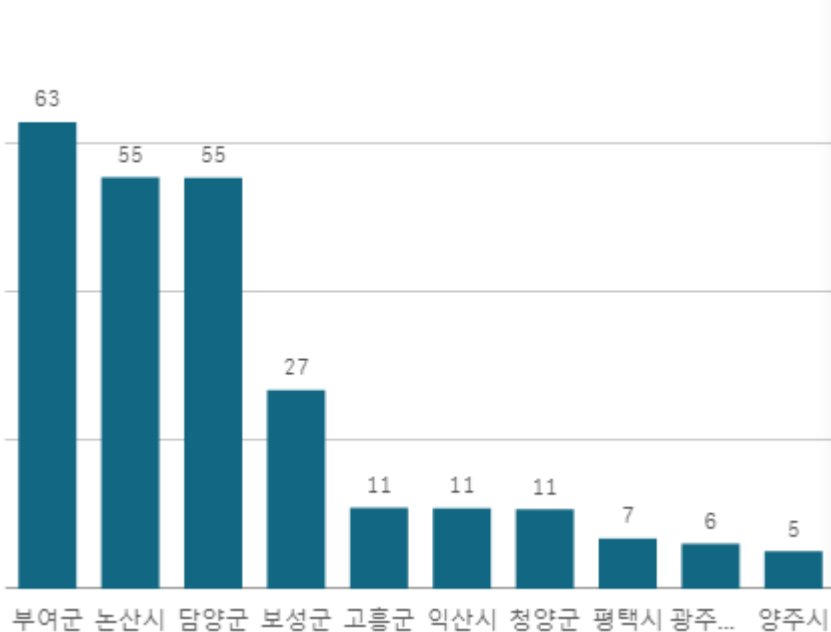


도매시장 법인별 거래금액(백만원)



대추방울토마토(3Kg)

산지별 거래물량(톤)



출하산지(개소)

47

출하건수(천건)

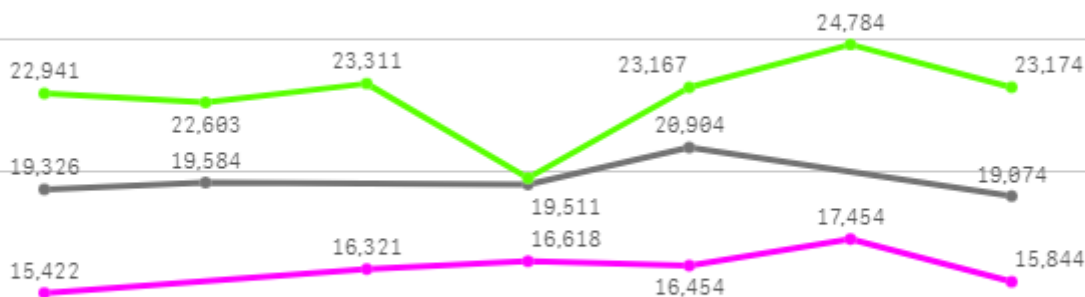
3

산지별 주출하 시군구



주간 도매가격(원)

◆ 2026 ● 2025 ▲ 평년



02/28 03/01 03/02 03/03 03/04 03/05 03/06

구분	금주(A)	전주(B)	전월(C)	전년(D)	평년(E)	A/B	A/C	A/D	A/E
가격(원)	16,352	14,592	18,140	19,680	22,754	112.1%	90.1%	83.1%	71.9%

※ 상품 가격 기준

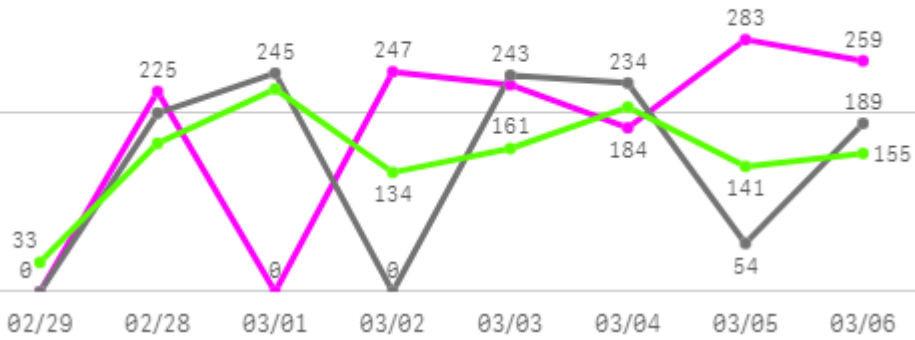
□ 대추방울토마토(3Kg) 주간 가격

구분	Q	품종	Q	단량	Q	특	상	보통	하
2026-02-28		대추방울토마토		3Kg		23,888	15,422	13,315	10,332
2026-03-02		대추방울토마토		3Kg		19,614	16,321	13,679	10,345
2026-03-03		대추방울토마토		3Kg		22,144	16,618	14,543	11,349
2026-03-04		대추방울토마토		3Kg		21,591	16,454	14,400	11,263
2026-03-05		대추방울토마토		3Kg		23,598	17,454	15,016	12,154
2026-03-06		대추방울토마토		3Kg		20,568	15,844	13,624	10,712
평균						21,901	16,352	14,096	11,026

딸기

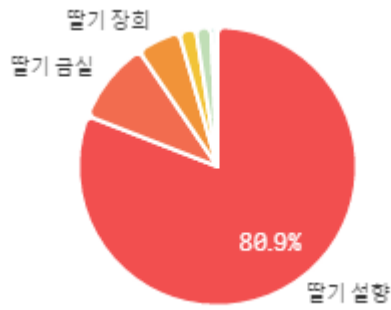
주간 반입량(톤)

◆ 2026 ● 2025 ▲ 평년

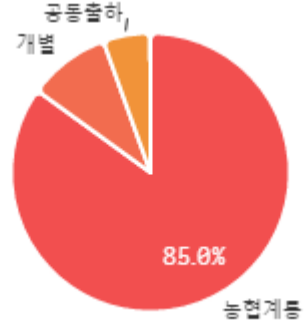


구분	금주(A)	전주(B)	전월(C)	전년(D)	평년(E)	A/B	A/C	A/D	A/E
물량(톤)	1,429	1,460	1,042	1,166	1,277	97.9%	137.1%	122.6%	112.0%

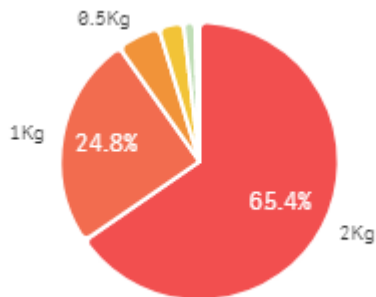
출하 품종별 거래물량 구성비



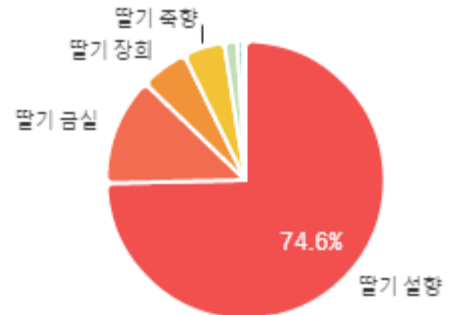
출하자별 거래물량 구성비



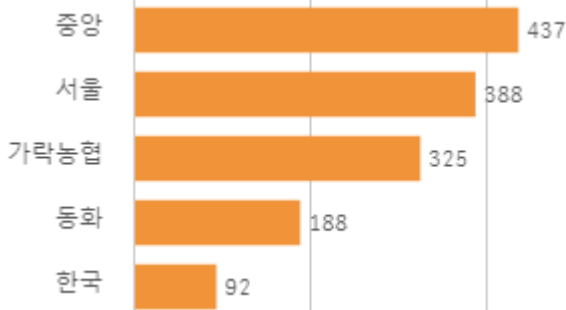
거래 단량별 물량 구성비



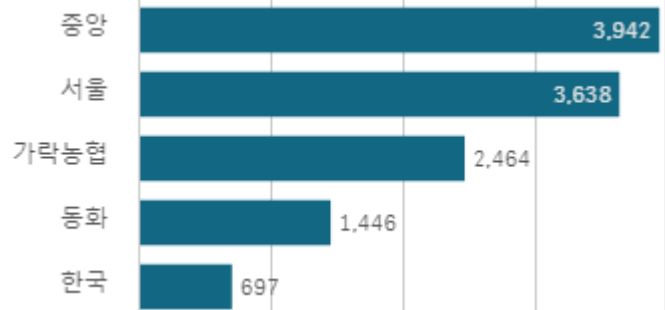
출하 품종별 거래금액 구성비



도매시장 법인별 거래물량(톤)

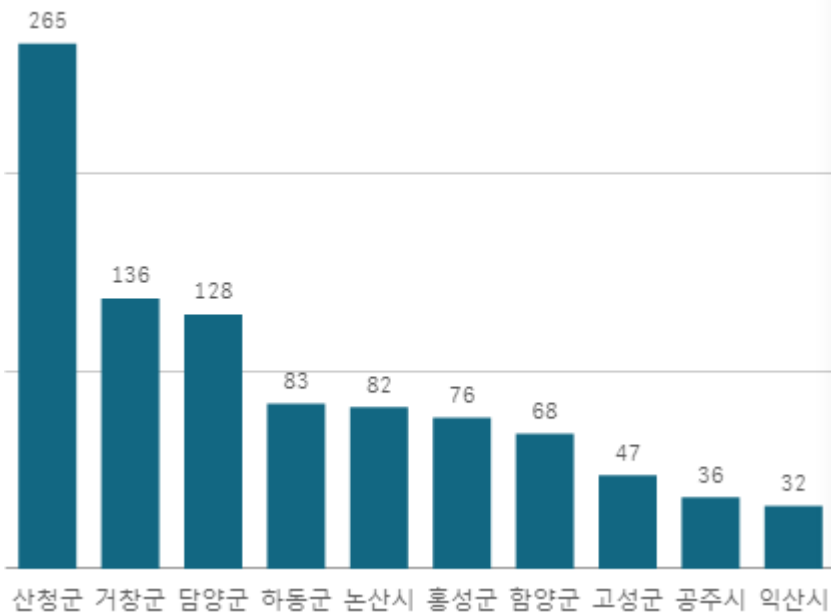


도매시장 법인별 거래금액(백만원)



딸기 설향(1Kg)

산지별 거래물량(톤)



출하산지(개소)

38

출하건수(천건)

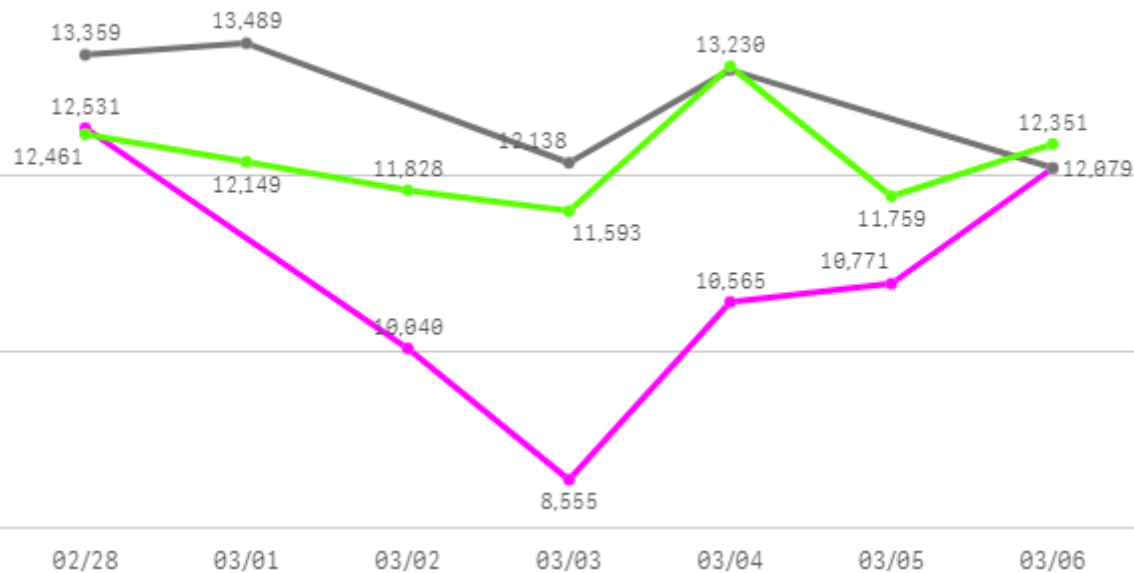
23

산지별 주출하 시군구



주간 도매가격(원)

◆ 2026 ● 2025 ◆ 평년



구분	금주(A)	전주(B)	전월(C)	전년(D)	평년(E)	A/B	A/C	A/D	A/E
가격(원)	10,757	9,113	16,364	12,851	12,215	118.0%	65.7%	83.7%	88.1%

※ 상품 가격 기준

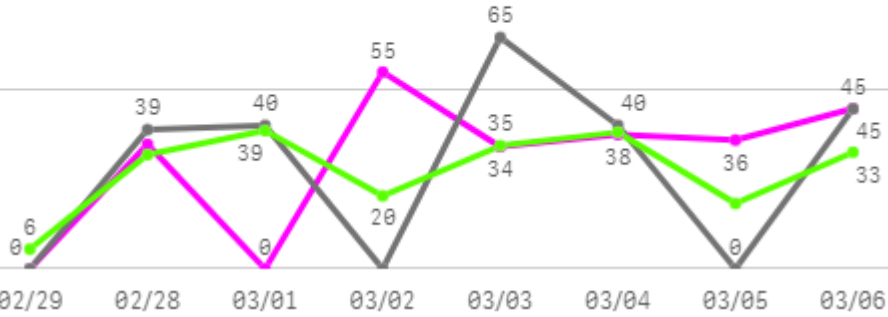
□ 딸기 설향(1Kg) 주간 가격

구분	Q	품종	Q	단량	Q	특	상	보통	하
2026-02-28		딸기 설향		1Kg		13,795	12,531	10,839	5,437
2026-03-02		딸기 설향		1Kg		11,343	10,040	7,899	3,815
2026-03-03		딸기 설향		1Kg		9,721	8,555	6,041	3,135
2026-03-04		딸기 설향		1Kg		12,729	10,565	7,179	3,986
2026-03-05		딸기 설향		1Kg		12,134	10,771	7,479	4,038
2026-03-06		딸기 설향		1Kg		14,255	12,079	8,273	3,783
평균						12,330	10,757	7,952	4,032

가지

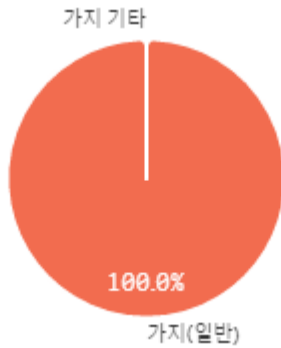
주간 반입량(톤)

◆ 2026 ● 2025 ▲ 평년

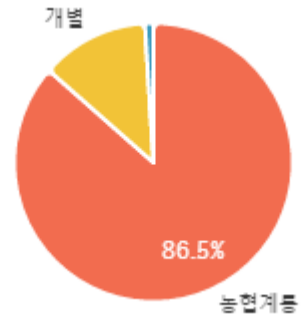


구분	금주(A)	전주(B)	전월(C)	전년(D)	평년(E)	A/B	A/C	A/D	A/E
물량(톤)	243	293	314	229	232	83.0%	77.4%	106.0%	104.8%

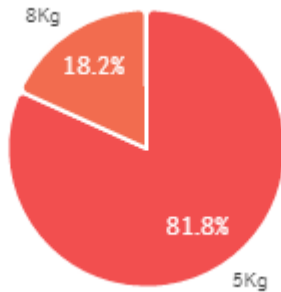
출하 품종별 거래물량 구성비



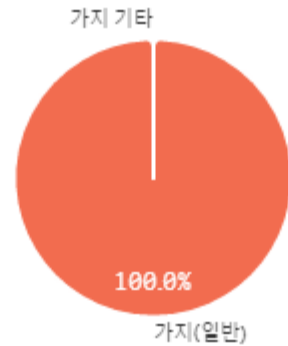
출하자별 거래물량 구성비



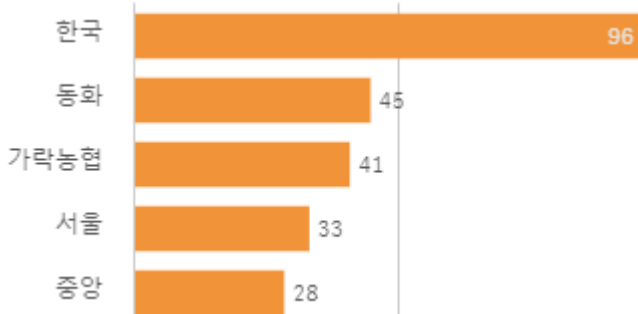
거래 단량별 물량 구성비



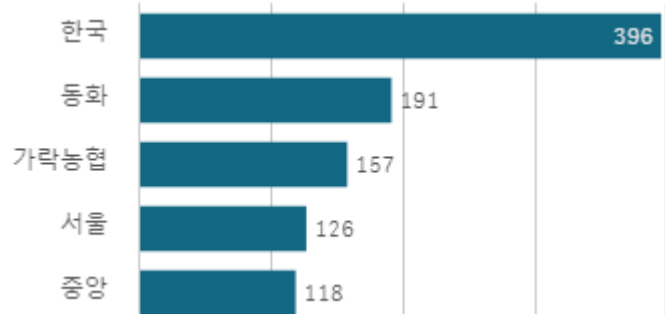
출하 품종별 거래금액 구성비



도매시장 법인별 거래물량(톤)

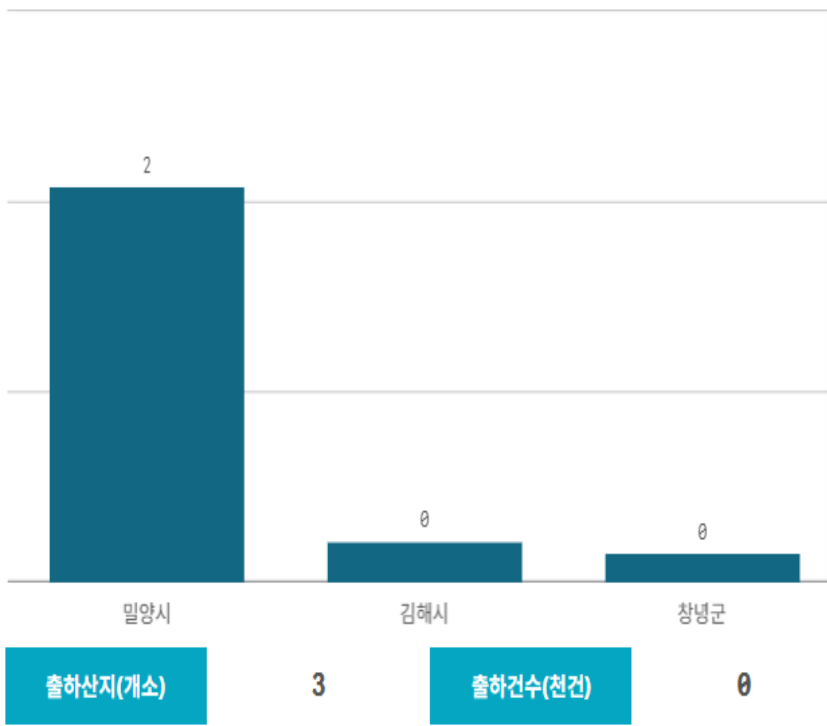


도매시장 법인별 거래금액(백만원)



가지(8Kg)

산지별 거래물량(톤)

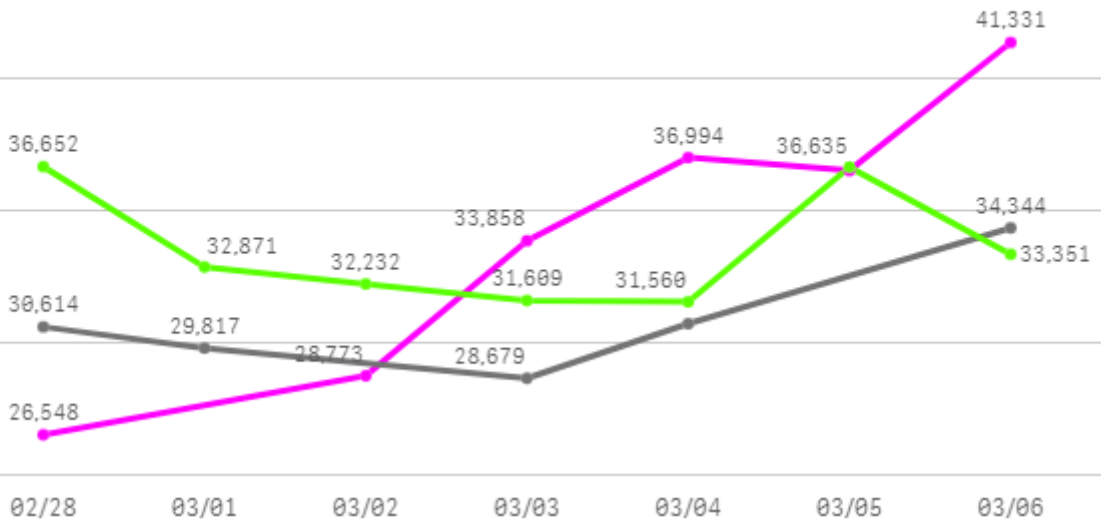


산지별 주출하 시군구



주간 도매가격(원)

◆ 2026 ● 2025 ◆ 평년



구분	금주(A)	전주(B)	전월(C)	전년(D)	평년(E)	A/B	A/C	A/D	A/E
가격(원)	34,002	21,343	35,975	30,838	33,915	159.3%	94.5%	110.3%	100.3%

※ 상품 가격 기준

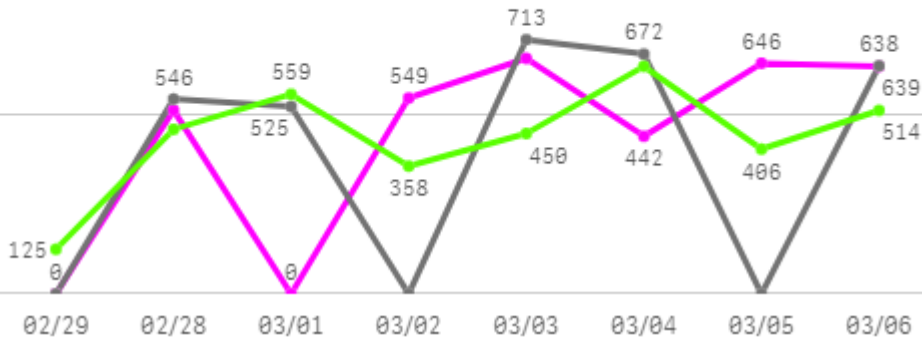
□ 가지(8Kg) 주간 가격

구분	Q	품종	Q	단량	Q	특	상	보통	하
2026-02-28		가지		8Kg		-	26,548	22,462	15,379
2026-03-02		가지		8Kg		-	28,773	25,822	17,394
2026-03-03		가지		8Kg		-	33,858	27,833	22,084
2026-03-04		가지		8Kg		-	36,994	34,393	26,463
2026-03-05		가지		8Kg		-	36,506	32,364	25,752
2026-03-06		가지		8Kg		-	41,331	35,193	28,535
평균						-	34,002	29,678	22,601

무

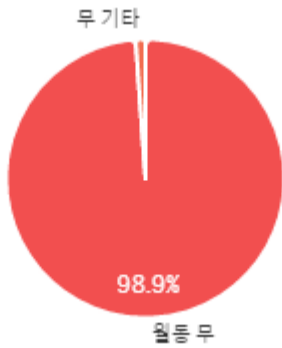
주간 반입량(톤)

◆ 2026 ● 2025 ▲ 평년

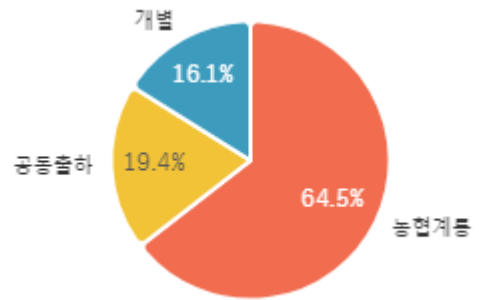


구분	금주(A)	전주(B)	전월(C)	전년(D)	평년(E)	A/B	A/C	A/D	A/E
물량(톤)	3,450	3,680	6,507	3,096	3,513	93.8%	53.0%	111.4%	98.2%

출하 품종별 거래물량 구성비



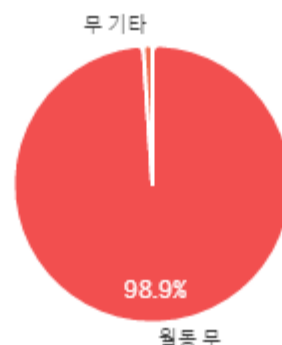
출하자별 거래물량 구성비



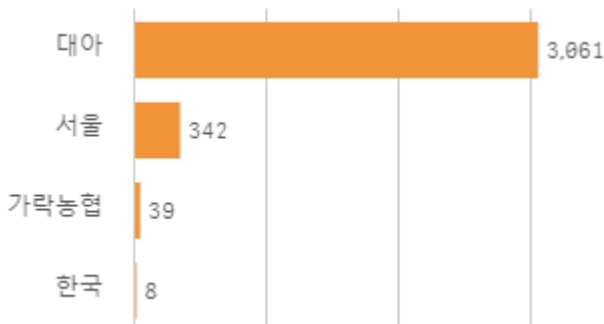
거래 단량별 물량 구성비



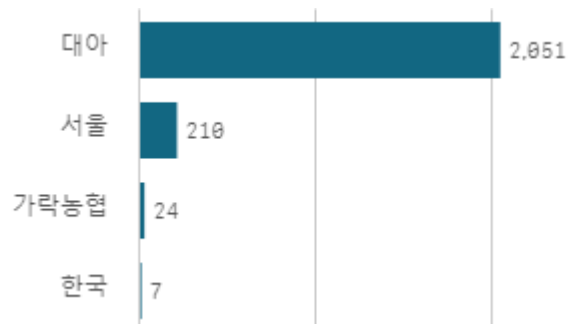
출하 품종별 거래금액 구성비



도매시장 법인별 거래물량(톤)

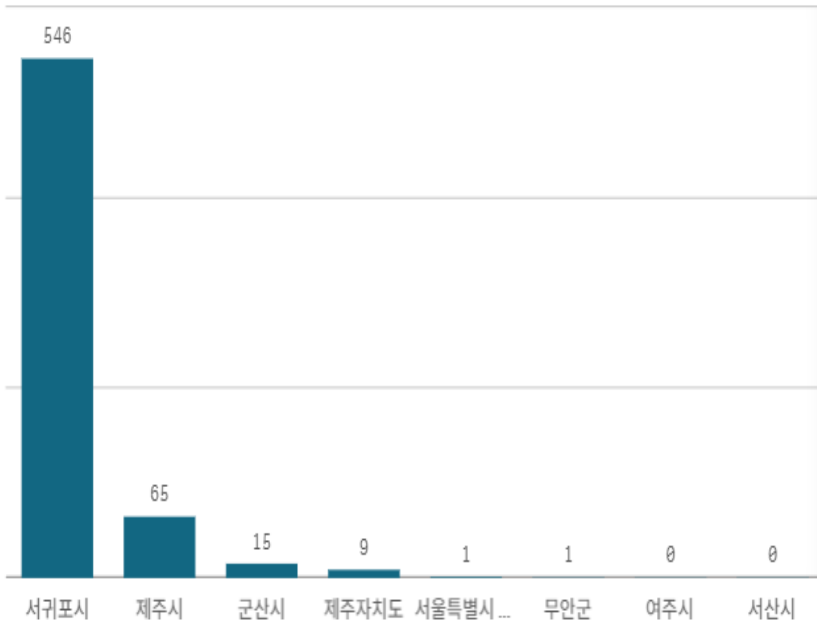


도매시장 법인별 거래금액(백만원)



무(20Kg)

산지별 거래물량(톤)



출하산지(개소)

8

출하건수(천건)

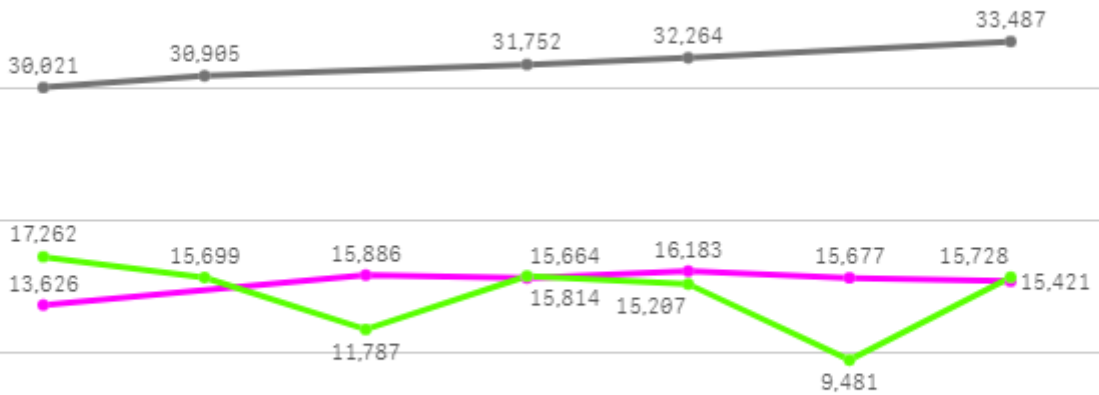
0

산지별 주출하 시군구



주간 도매가격(원)

◆ 2026 ● 2025 ◆ 평년



02/28 03/01 03/02 03/03 03/04 03/05 03/06

구분	금주(A)	전주(B)	전월(C)	전년(D)	평년(E)	A/B	A/C	A/D	A/E
가격(원)	15,410	15,130	14,706	31,686	16,111	101.8%	104.8%	48.6%	95.6%

※ 상품 가격 기준

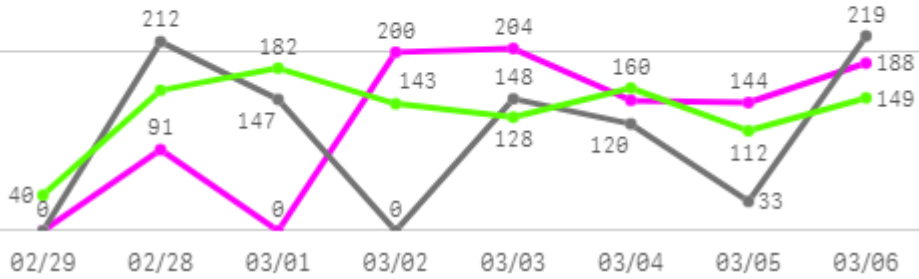
□ 무(20Kg) 주간 가격

구분	Q	품종	Q	단량	Q	특	상	보통	하
2026-02-28		무		20Kg		17,771	13,626	10,908	6,797
2026-03-02		무		20Kg		19,383	15,886	12,597	8,816
2026-03-03		무		20Kg		18,594	15,664	13,023	8,537
2026-03-04		무		20Kg		18,380	16,183	13,509	9,993
2026-03-05		무		20Kg		18,373	15,677	13,290	10,492
2026-03-06		무		20Kg		17,544	15,421	13,284	11,079
평균						18,341	15,410	12,769	9,286

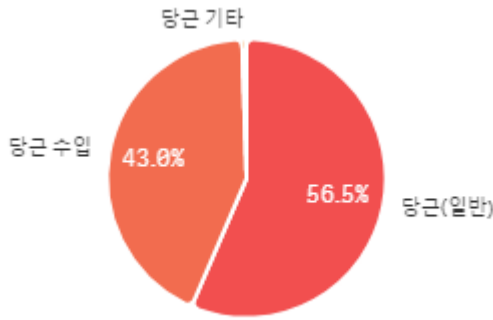
당근

주간 반입량(톤)

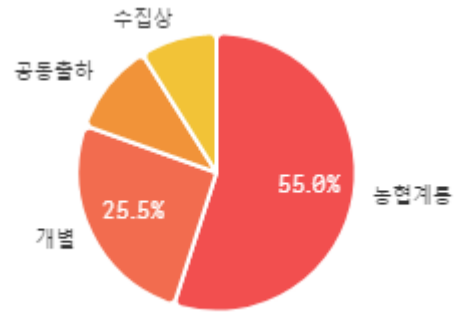
◆ 2026 ● 2025 ▲ 평년



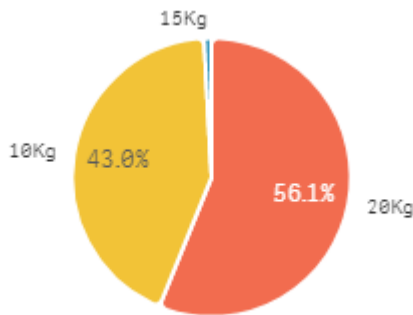
출하 품종별 거래물량 구성비



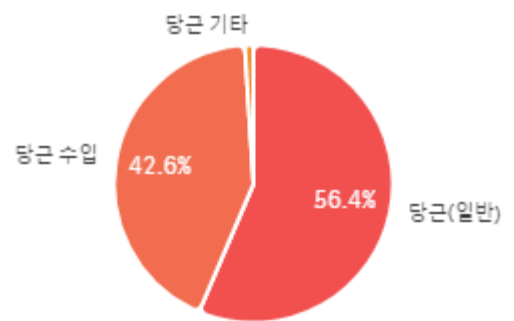
출하자별 거래물량 구성비



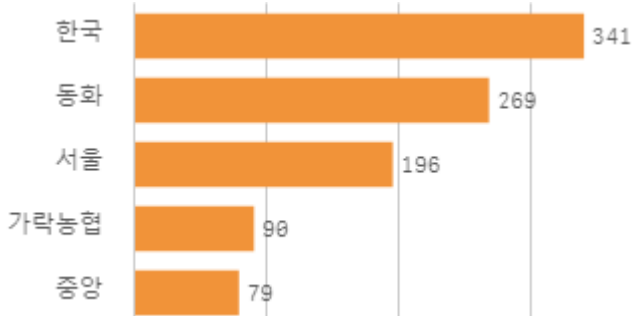
거래 단량별 물량 구성비



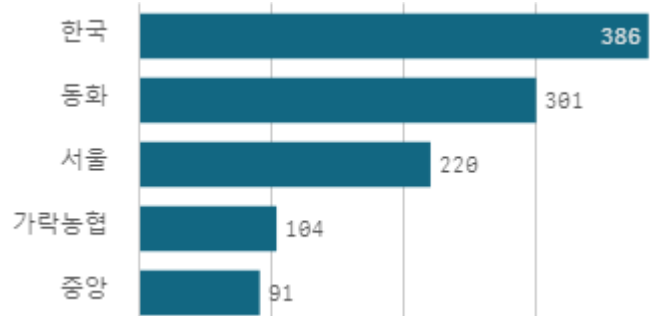
출하 품종별 거래금액 구성비



도매시장 법인별 거래물량(톤)

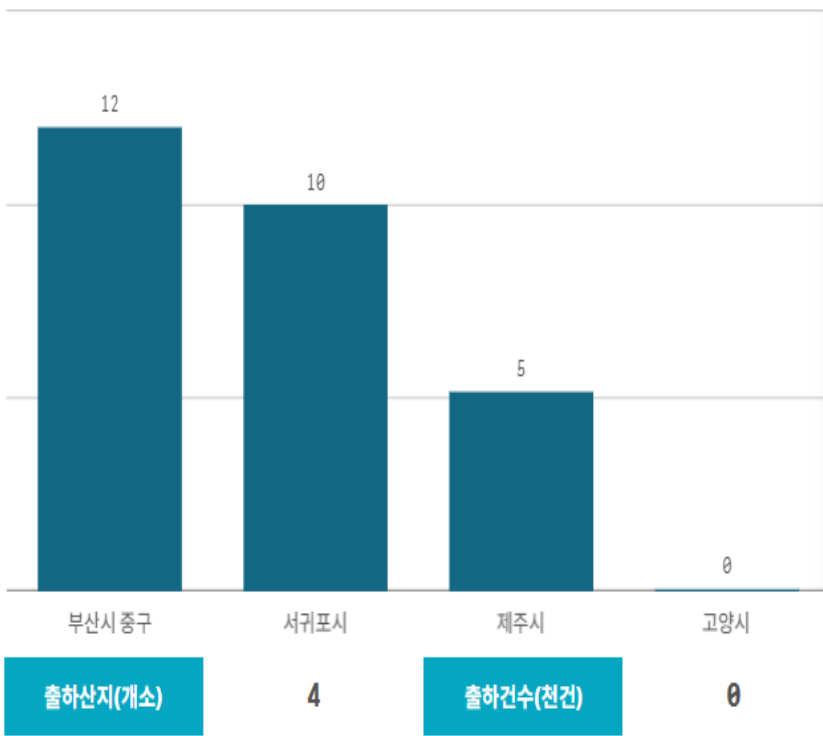


도매시장 법인별 거래금액(백만원)



당근(20Kg)

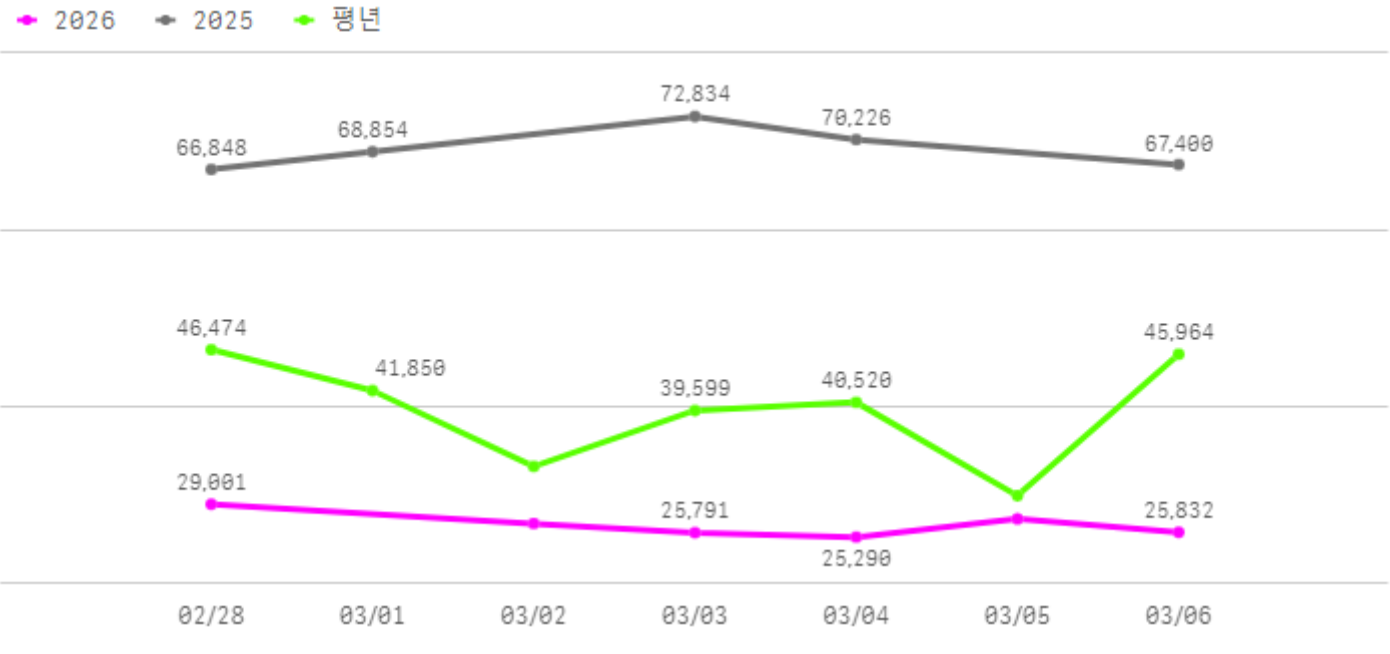
산지별 거래물량(톤)



산지별 주출하 시군구



주간 도매가격(원)



구분	금주(A)	전주(B)	전월(C)	전년(D)	평년(E)	A/B	A/C	A/D	A/E
가격(원)	26,680	25,814	23,064	69,232	40,788	103.4%	115.7%	38.5%	65.4%

※ 상품 가격 기준

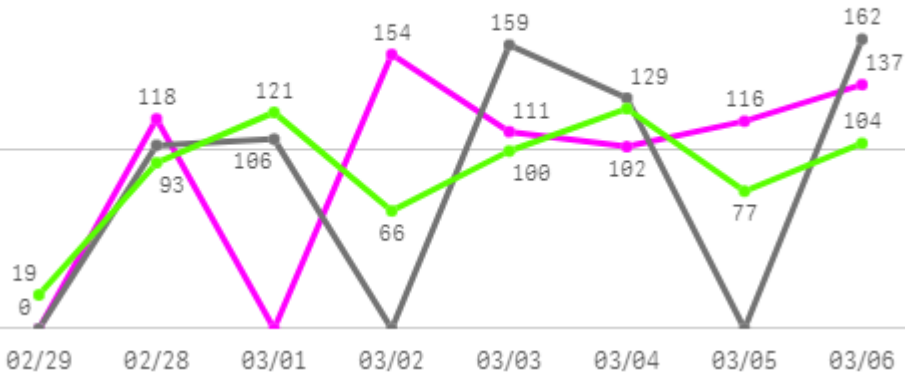
□ 당근(20Kg) 주간 가격

구분	Q	품종	Q	단량	Q	특	상	보통	하
2026-02-28		당근		20Kg		30,461	29,001	25,932	22,226
2026-03-02		당근		20Kg		29,300	26,820	23,217	17,001
2026-03-03		당근		20Kg		28,389	25,791	21,099	14,225
2026-03-04		당근		20Kg		29,392	25,290	21,283	13,528
2026-03-05		당근		20Kg		30,642	27,345	21,934	14,909
2026-03-06		당근		20Kg		29,798	25,832	21,522	15,593
평균						29,664	26,680	22,498	16,247

생고추

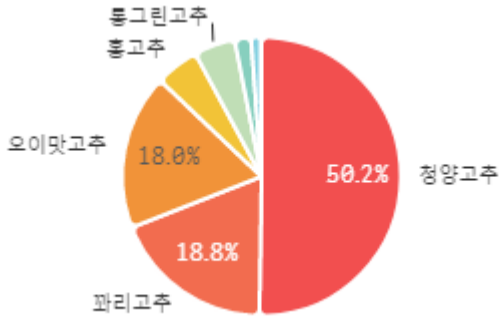
주간 반입량(톤)

2026 (파란색 선) 2025 (회색 선) 평년 (초록색 선)

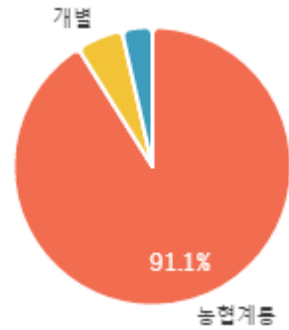


구분	금주(A)	전주(B)	전월(C)	전년(D)	평년(E)	A/B	A/C	A/D	A/E
물량(톤)	738	831	952	660	692	88.8%	77.5%	111.7%	106.6%

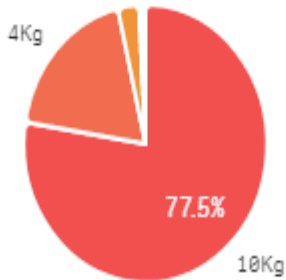
출하 품종별 거래물량 구성비



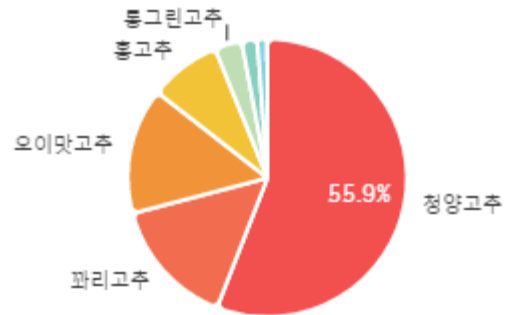
출하자별 거래물량 구성비



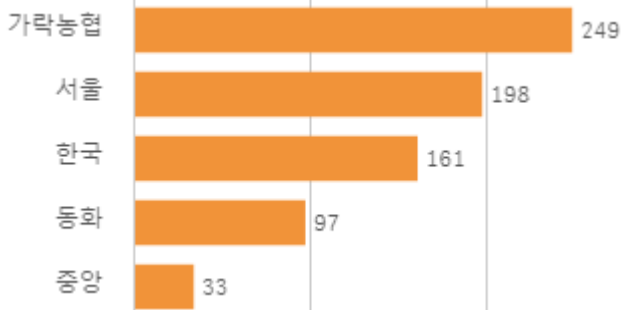
거래 단량별 물량 구성비



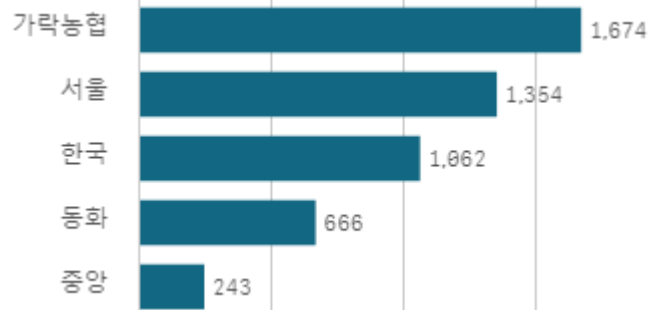
출하 품종별 거래금액 구성비



도매시장 법인별 거래물량(톤)

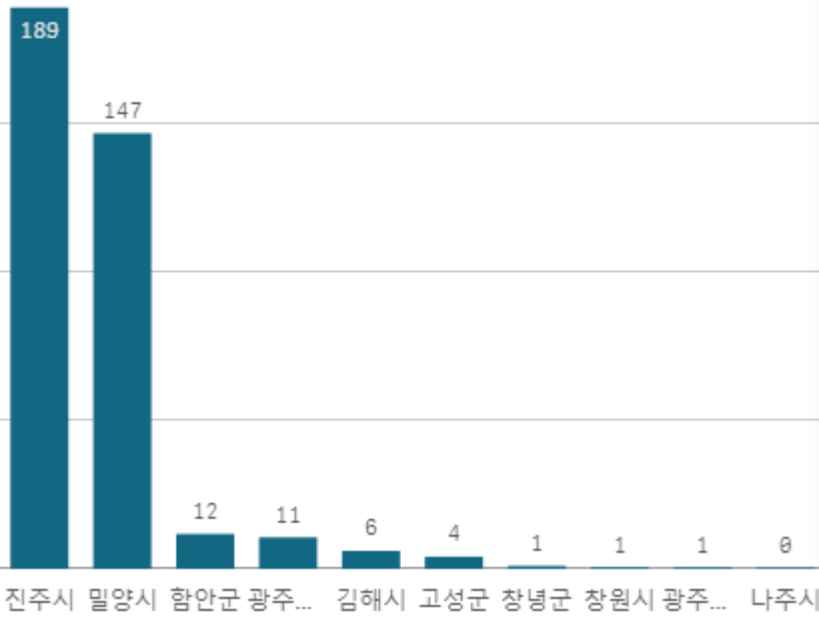


도매시장 법인별 거래금액(백만원)



청양고추(10Kg)

산지별 거래물량(톤)



출하산지(개소)

12

출하건수(천건)

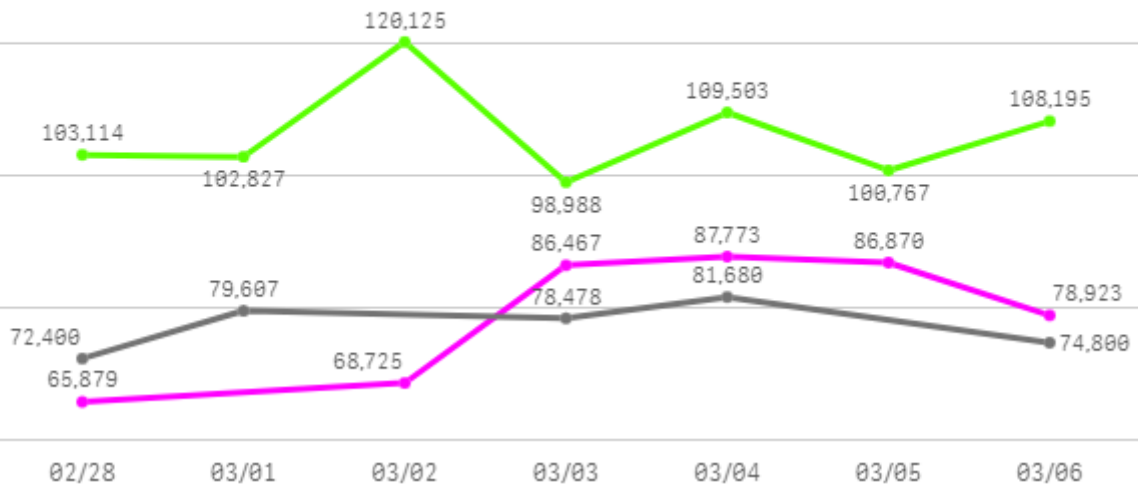
3

산지별 주출하 시군구



주간 도매가격(원)

◆ 2026 ● 2025 ◆ 평년



구분	금주(A)	전주(B)	전월(C)	전년(D)	평년(E)	A/B	A/C	A/D	A/E
가격(원)	79,106	79,268	119,204	77,393	109,793	99.8%	66.4%	102.2%	72.1%

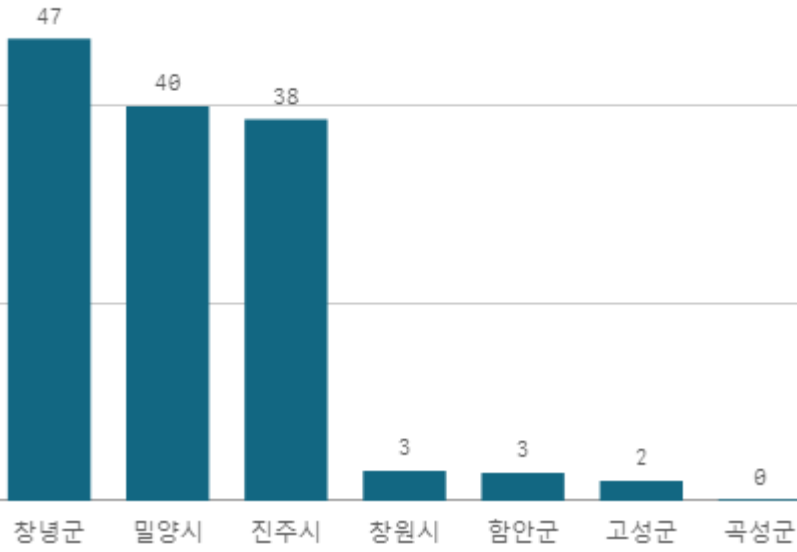
※ 상품 가격 기준

□ 청양고추(10Kg) 주간 가격

구분	Q	품종	Q	단량	Q	특	상	보통	하
2026-02-28		청양고추		10Kg		68,583	65,879	62,885	58,099
2026-03-02		청양고추		10Kg		72,156	68,725	66,113	61,640
2026-03-03		청양고추		10Kg		88,000	86,467	82,821	75,859
2026-03-04		청양고추		10Kg		90,773	87,773	85,533	79,222
2026-03-05		청양고추		10Kg		89,249	86,870	85,348	78,145
2026-03-06		청양고추		10Kg		82,115	78,923	76,396	70,505
평균						81,813	79,106	76,516	70,578

오이맛고추(10Kg)

산지별 거래물량(톤)



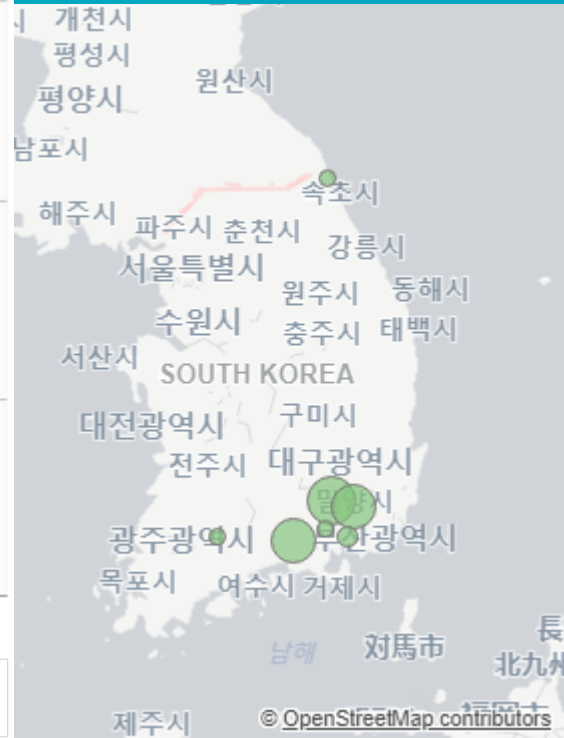
출하산지(개소)

7

출하건수(천건)

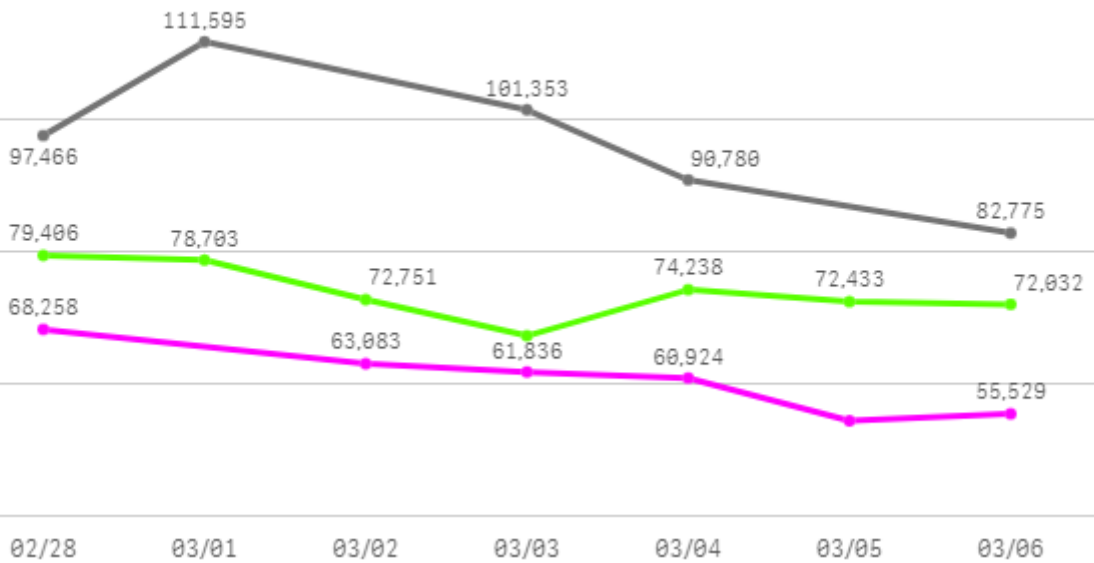
1

산지별 주출하 시군구



주간 도매가격(원)

◆ 2026 ● 2025 ◆ 평년



구분	금주(A)	전주(B)	전월(C)	전년(D)	평년(E)	A/B	A/C	A/D	A/E
가격(원)	60,685	64,012	87,873	96,794	78,764	94.8%	69.1%	62.7%	77.0%

※ 상품 가격 기준

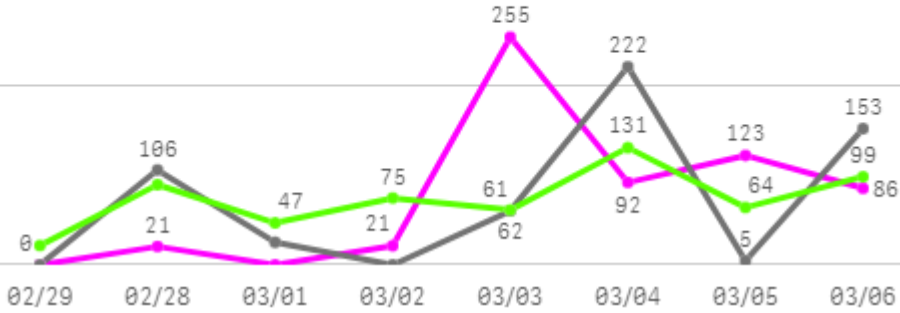
□ 오이맛고추(10Kg) 주간 가격

구분	Q	품종	Q	단량	Q	특	상	보통	하
2026-02-28		오이맛고추		10Kg		76,521	68,258	55,375	37,613
2026-03-02		오이맛고추		10Kg		73,540	63,083	54,677	39,517
2026-03-03		오이맛고추		10Kg		73,330	61,836	52,497	39,640
2026-03-04		오이맛고추		10Kg		74,171	60,924	49,485	38,930
2026-03-05		오이맛고추		10Kg		68,952	54,481	45,913	34,443
2026-03-06		오이맛고추		10Kg		66,577	55,529	46,489	30,608
평균						72,182	60,685	50,739	36,792

마늘

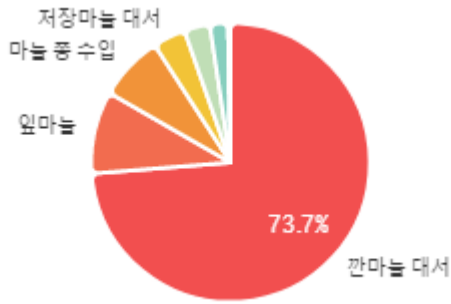
주간 반입량(톤)

◆ 2026 ● 2025 ▲ 평년

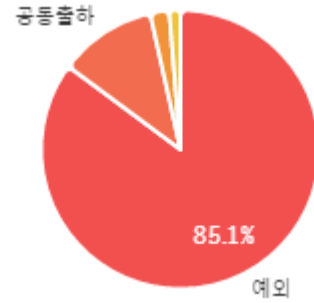


구분	금주(A)	전주(B)	전월(C)	전년(D)	평년(E)	A/B	A/C	A/D	A/E
물량(톤)	598	630	896	572	598	95.0%	66.7%	104.6%	100.1%

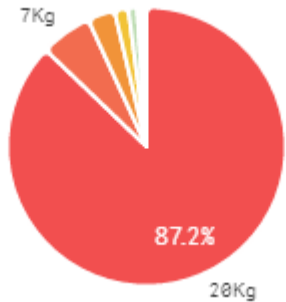
출하 품종별 거래물량 구성비



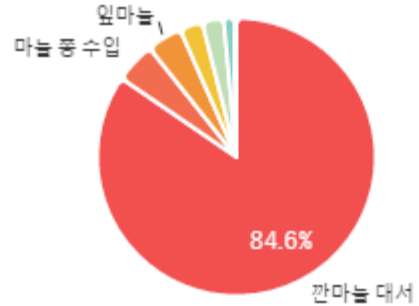
출하자별 거래물량 구성비



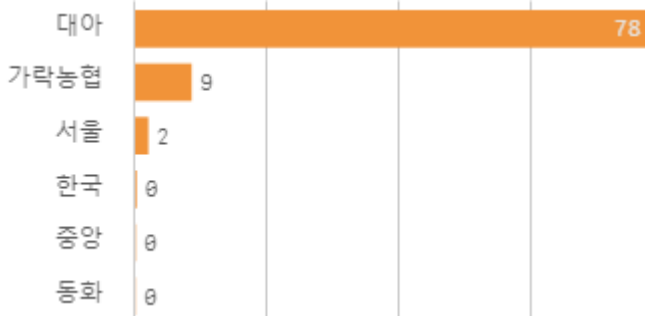
거래 단량별 물량 구성비



출하 품종별 거래금액 구성비



도매시장 법인별 거래물량(톤)

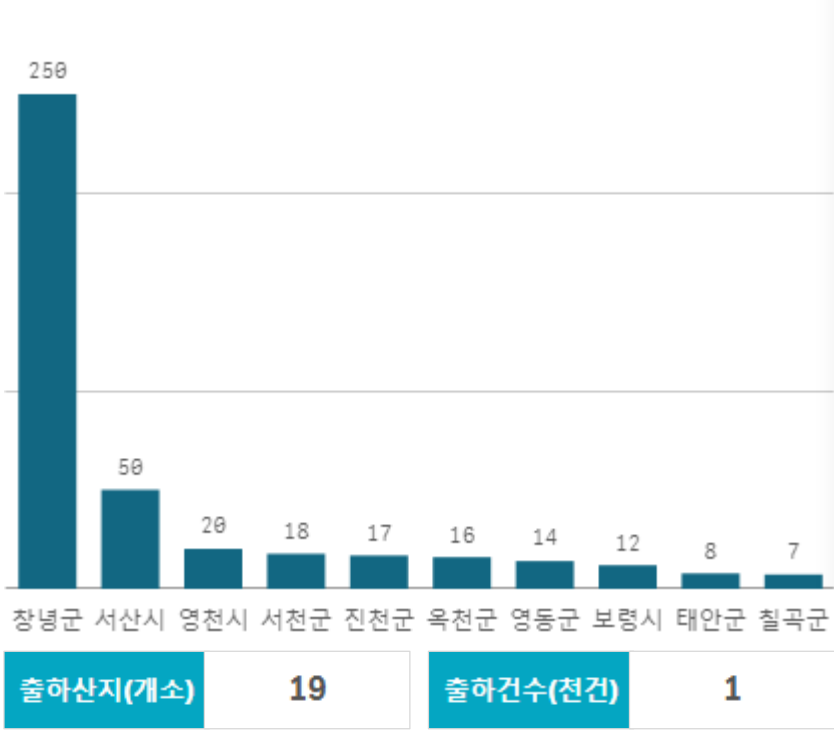


도매시장 법인별 거래금액(백만원)



간마늘 대서(20Kg)

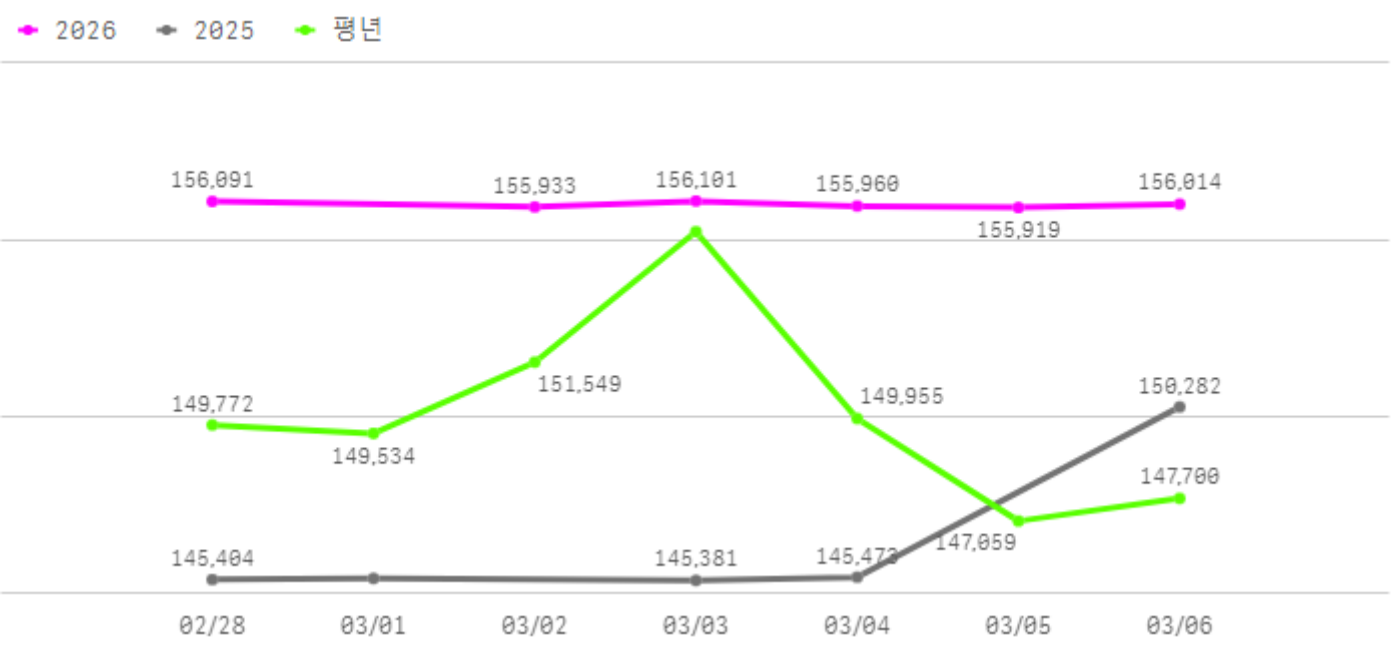
산지별 거래물량(톤)



산지별 주출하 시군구



주간 도매가격(원)



구분	금주(A)	전주(B)	전월(C)	전년(D)	평년(E)	A/B	A/C	A/D	A/E
가격(원)	156,003	155,910	155,871	146,395	148,580	100.1%	100.1%	106.6%	105.0%

※ 상품 가격 기준

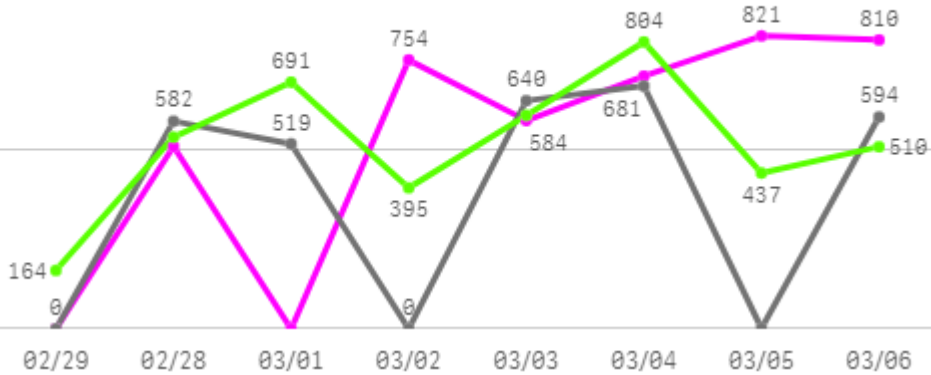
□ 깐마늘 대서(1Kg) 주간 가격

구분	Q	품종	Q	단량	Q	특	상	보통	하
2026-02-28		깐마늘 대서		1Kg		-	7,844	7,179	4,838
2026-03-02		깐마늘 대서		1Kg		-	7,845	7,174	4,815
2026-03-03		깐마늘 대서		1Kg		-	7,838	7,120	4,643
2026-03-04		깐마늘 대서		1Kg		-	7,835	7,128	4,597
2026-03-05		깐마늘 대서		1Kg		-	7,834	7,100	4,600
2026-03-06		깐마늘 대서		1Kg		-	7,845	7,078	4,585
평균						-	7,840	7,130	4,680

양파

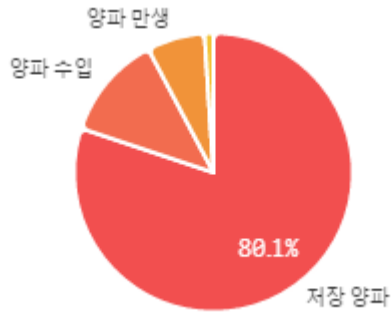
주간 반입량(톤)

◆ 2026 ● 2025 ▲ 평년

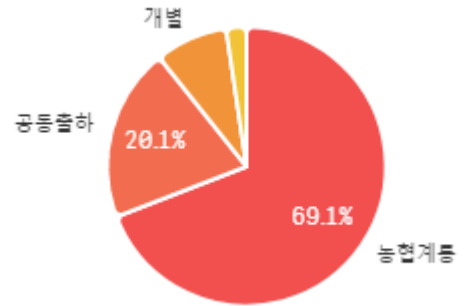


구분	금주(A)	전주(B)	전월(C)	전년(D)	평년(E)	A/B	A/C	A/D	A/E
물량(톤)	4,188	4,067	5,792	3,016	4,250	103.0%	72.3%	138.9%	98.6%

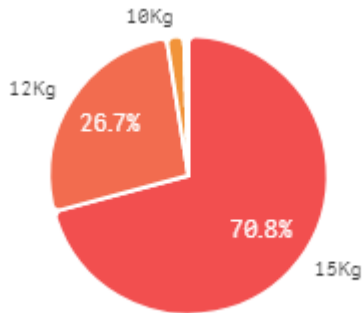
출하 품종별 거래물량 구성비



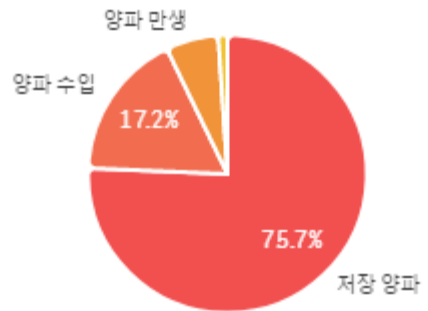
출하자별 거래물량 구성비



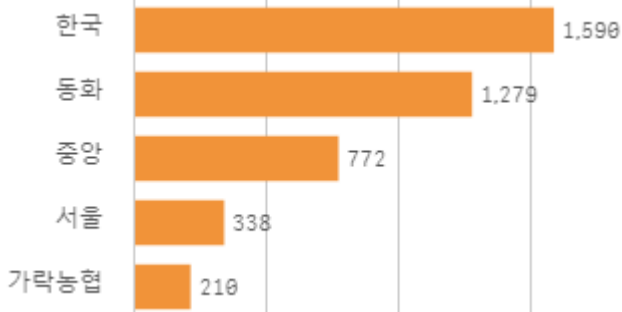
거래 단량별 물량 구성비



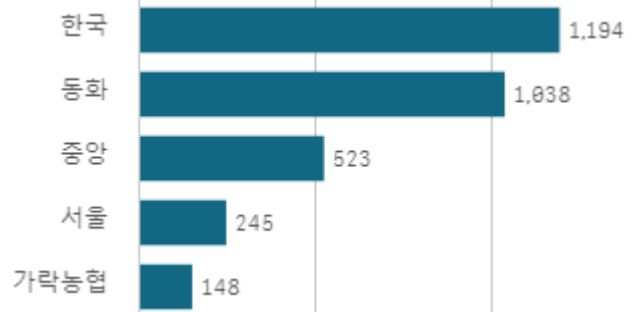
출하 품종별 거래금액 구성비



도매시장 법인별 거래물량(톤)

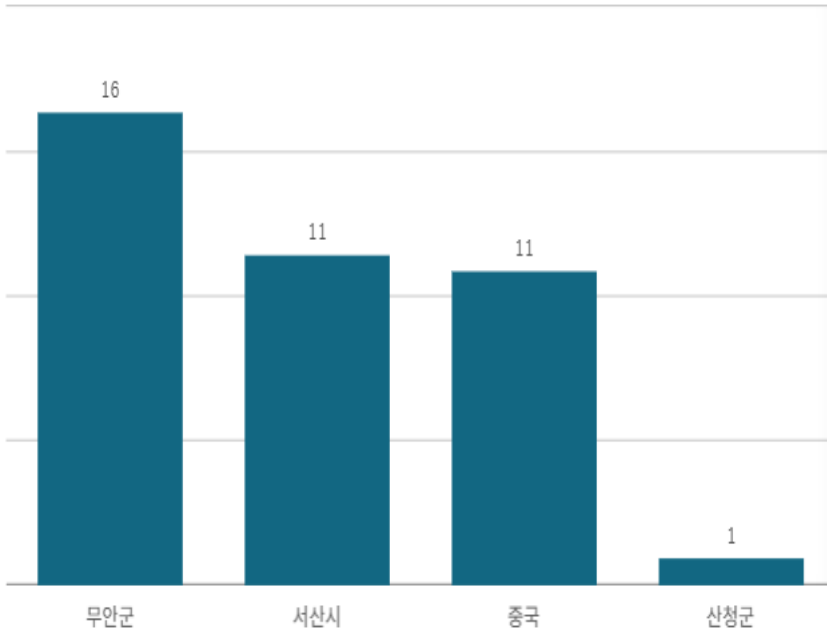


도매시장 법인별 거래금액(백만원)



양파(1Kg)

산지별 거래물량(톤)



산지별 주출하 시군구



출하산지(개소)

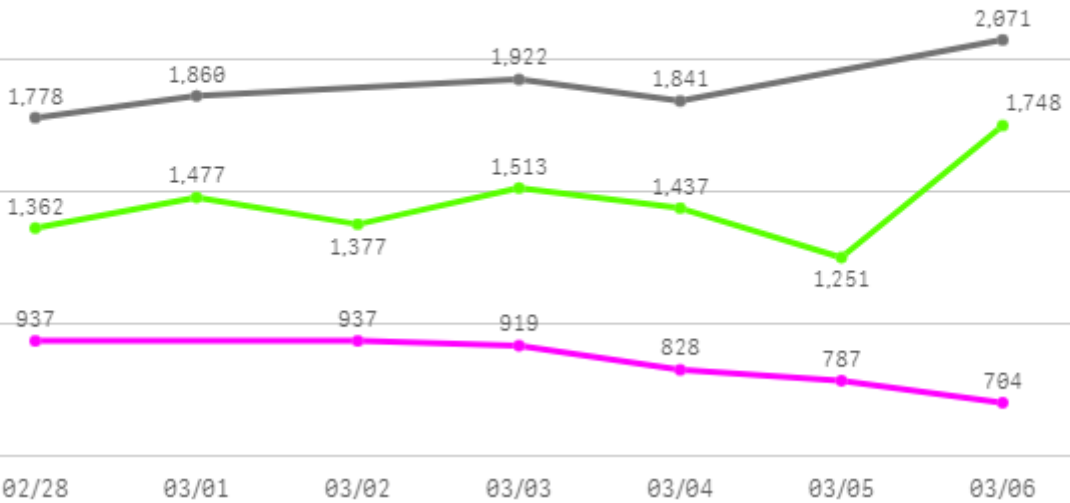
4

출하건수(천건)

0

주간 도매가격(원)

◆ 2026 ● 2025 ▲ 평년



구분	금주(A)	전주(B)	전월(C)	전년(D)	평년(E)	A/B	A/C	A/D	A/E
가격(원)	852	962	991	1,894	1,254	88.6%	85.9%	45.0%	68.0%

※ 상품 가격 기준

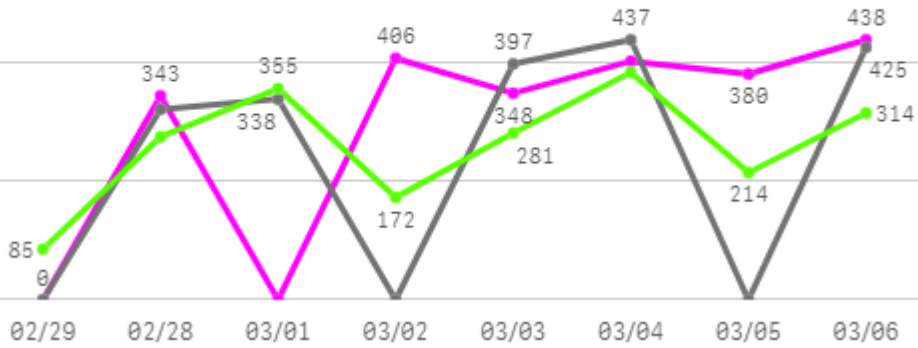
□ 양파(1Kg) 주간 가격

구분	Q	품종	Q	단량	Q	특	상	보통	하
2026-02-28		양파		1Kg		1,056	937	740	485
2026-03-02		양파		1Kg		1,053	937	765	518
2026-03-03		양파		1Kg		1,057	919	748	546
2026-03-04		양파		1Kg		1,011	828	644	451
2026-03-05		양파		1Kg		968	787	601	459
2026-03-06		양파		1Kg		910	704	528	357
평균						1,009	852	671	469

대파

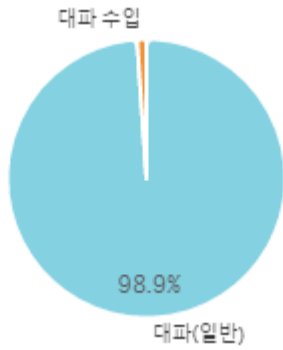
주간 반입량(톤)

◆ 2026 ● 2025 ▲ 평년

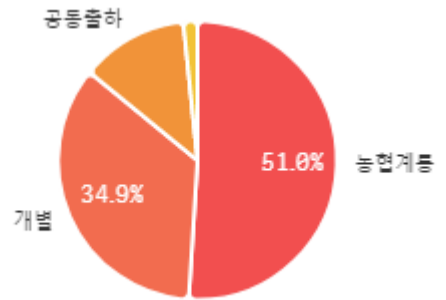


구분	금주(A)	전주(B)	전월(C)	전년(D)	평년(E)	A/B	A/C	A/D	A/E
물량(톤)	2,316	2,335	3,308	1,917	2,191	99.2%	70.0%	120.8%	105.7%

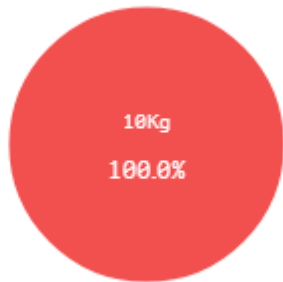
출하 품종별 거래물량 구성비



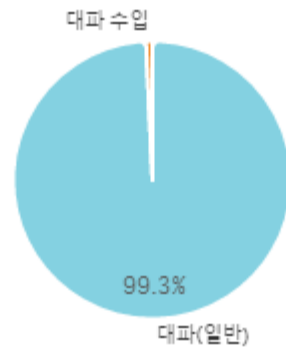
출하자별 거래물량 구성비



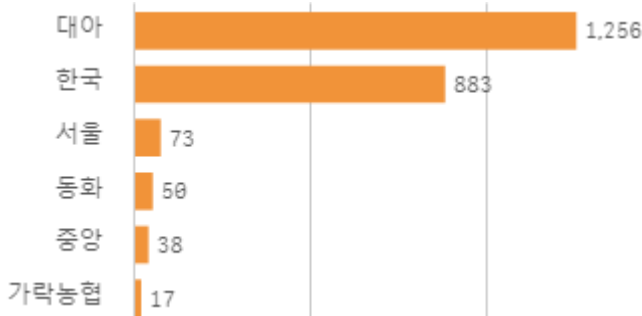
거래 단량별 물량 구성비



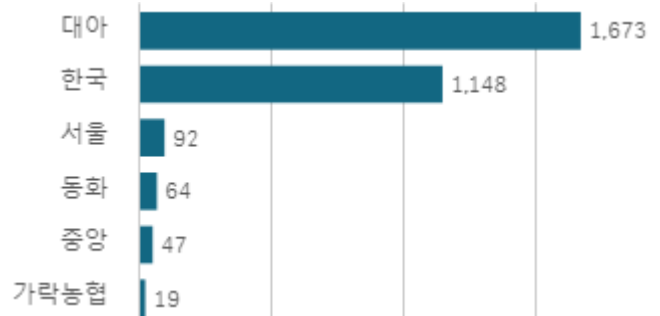
출하 품종별 거래금액 구성비



도매시장 법인별 거래물량(톤)

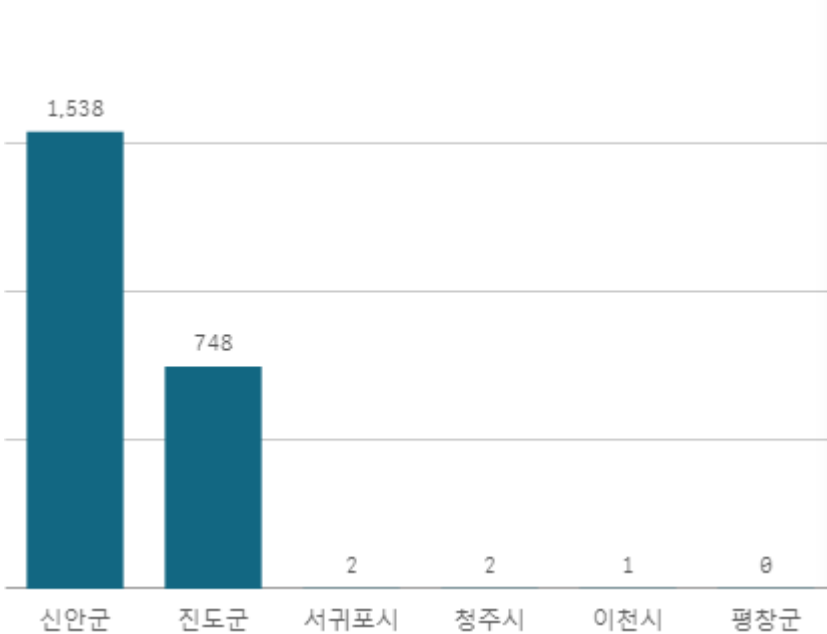


도매시장 법인별 거래금액(백만원)



대파(일반)(1Kg)

산지별 거래물량(톤)



산지별 주출하 시군구



출하산지(개소)

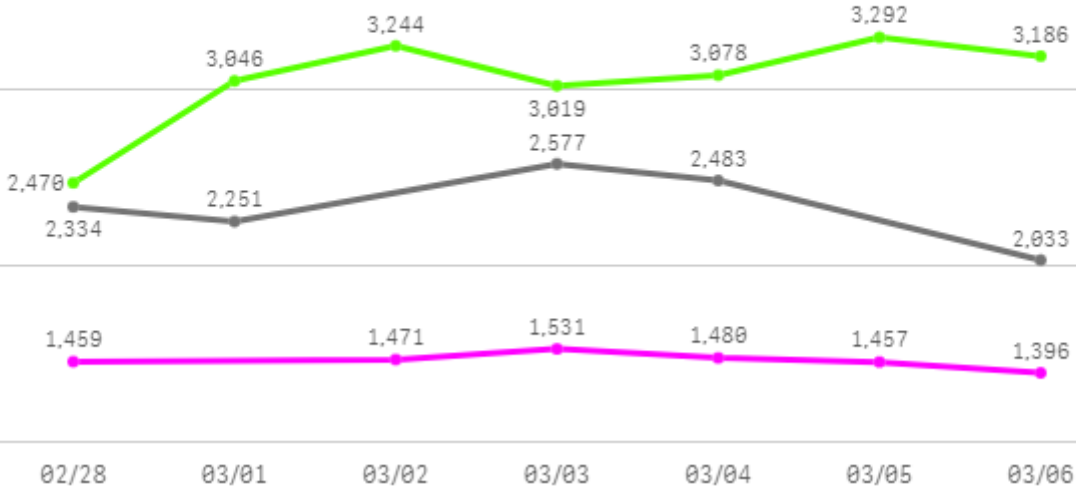
6

출하건수(천건)

1

주간 도매가격(원)

◆ 2026 ● 2025 ▲ 평년



구분	금주(A)	전주(B)	전월(C)	전년(D)	평년(E)	A/B	A/C	A/D	A/E
가격(원)	1,466	1,501	1,521	2,336	2,254	97.7%	96.4%	62.8%	65.0%

※ 상품 가격 기준

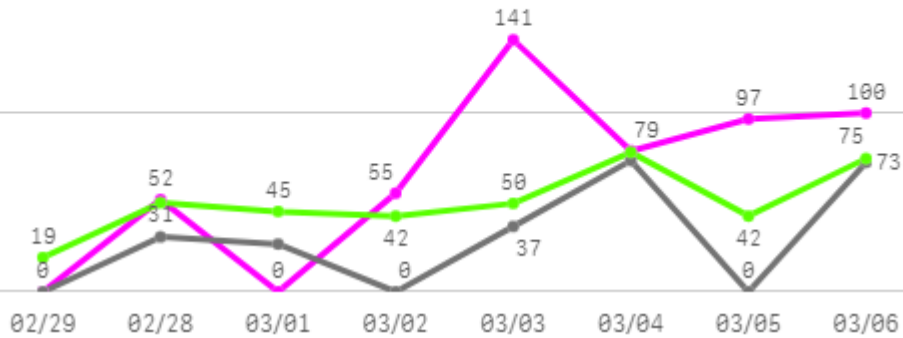
□ 대파(일반)(1Kg) 주간 가격

구분	Q	품종	Q	단량	Q	특	상	보통	하
2026-02-28		대파(일반)		1Kg		1,905	1,459	1,199	1,052
2026-03-02		대파(일반)		1Kg		1,948	1,471	1,225	1,069
2026-03-03		대파(일반)		1Kg		1,904	1,531	1,335	1,164
2026-03-04		대파(일반)		1Kg		1,919	1,480	1,250	1,109
2026-03-05		대파(일반)		1Kg		1,821	1,457	1,258	1,091
2026-03-06		대파(일반)		1Kg		1,738	1,396	1,247	1,128
평균						1,873	1,466	1,252	1,102

쪽파

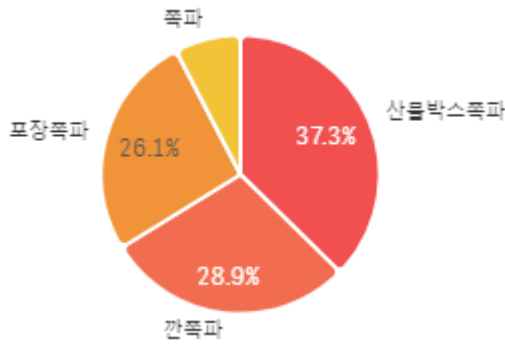
주간 반입량(톤)

2026 (파란 선) 2025 (회색 선) 평년 (초록 선)

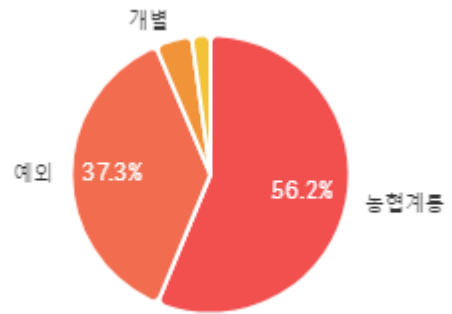


구분	금주(A)	전주(B)	전월(C)	전년(D)	평년(E)	A/B	A/C	A/D	A/E
물량(톤)	524	385	374	241	416	136.3%	140.2%	218.1%	126.0%

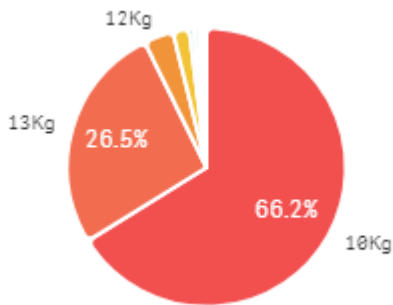
출하 품종별 거래물량 구성비



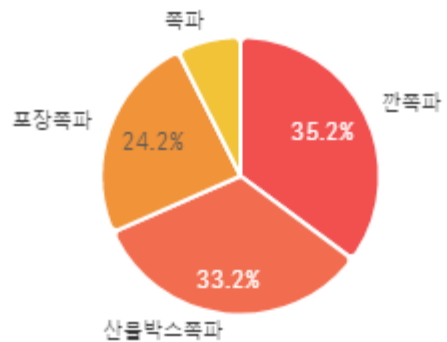
출하자별 거래물량 구성비



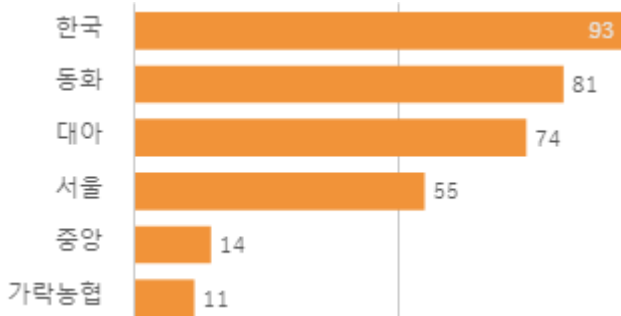
거래 단량별 물량 구성비



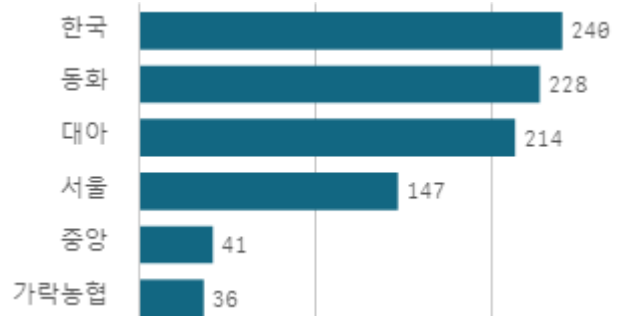
출하 품종별 거래금액 구성비



도매시장 법인별 거래물량(톤)

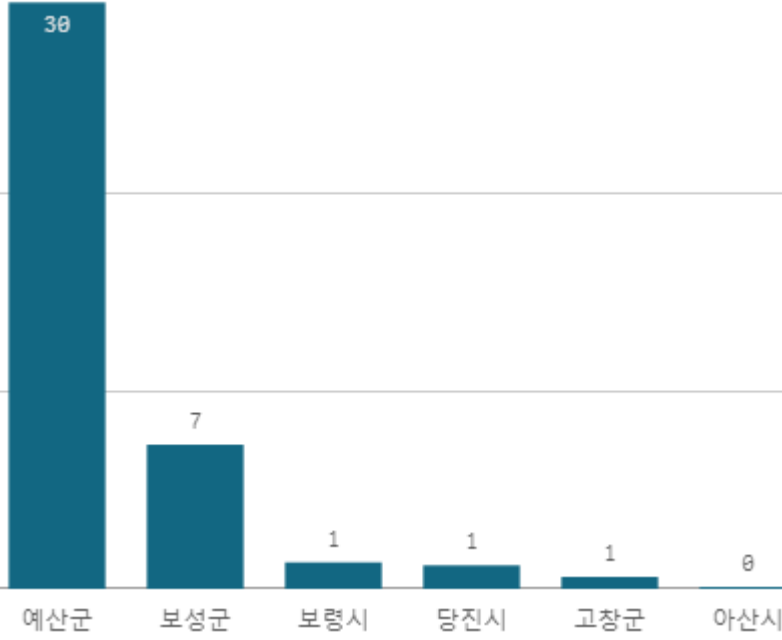


도매시장 법인별 거래금액(백만원)



쪽파(10Kg)

산지별 거래물량(톤)



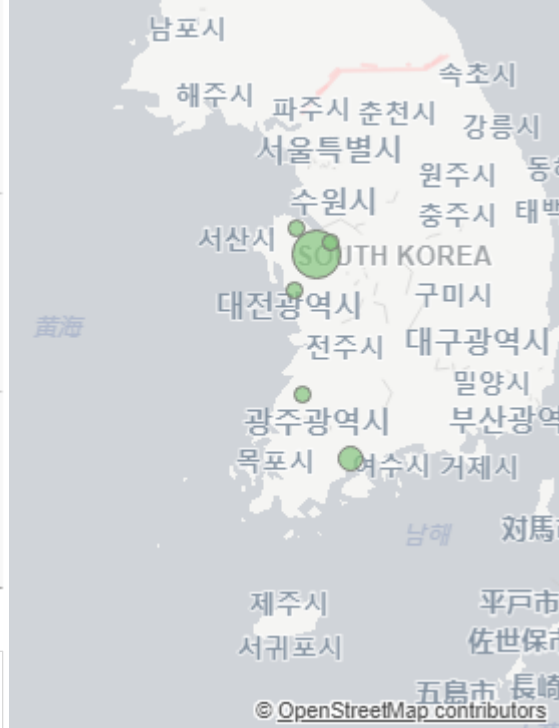
출하산지(개소)

6

출하건수(천건)

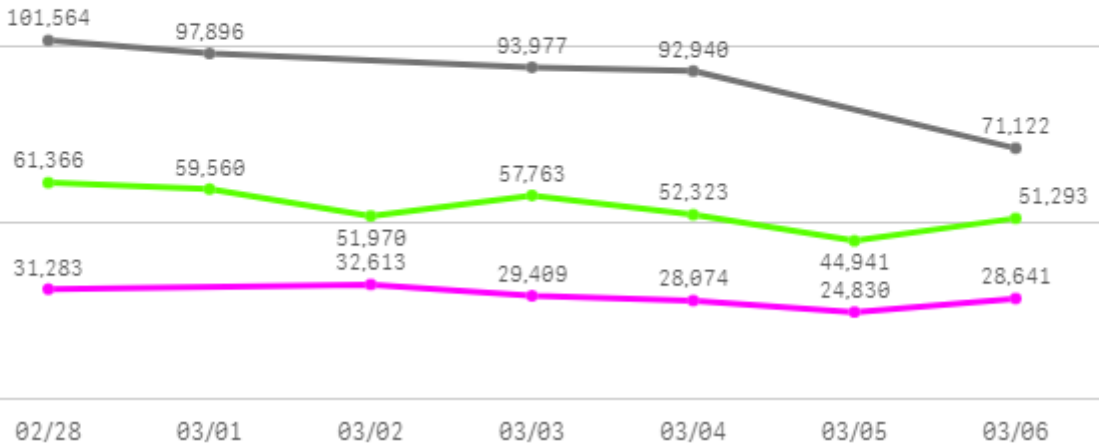
0

산지별 주출하 시군구



주간 도매가격(원)

◆ 2026 ◆ 2025 ◆ 평년



구분	금주(A)	전주(B)	전월(C)	전년(D)	평년(E)	A/B	A/C	A/D	A/E
가격(원)	29,142	35,745	60,421	91,500	51,872	81.5%	48.2%	31.8%	56.2%

※ 상품 가격 기준

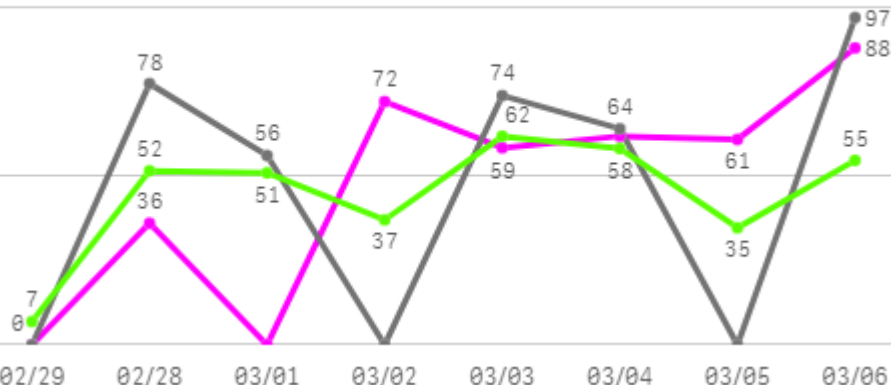
□ 쪽파(10Kg) 주간 가격

구분	Q	품종	Q	단량	Q	특	상	보통	하
2026-02-28		쪽파		10Kg		34,794	31,283	25,334	17,039
2026-03-02		쪽파		10Kg		35,888	32,613	27,745	19,600
2026-03-03		쪽파		10Kg		35,000	29,409	24,326	18,157
2026-03-04		쪽파		10Kg		33,610	28,074	21,421	15,897
2026-03-05		쪽파		10Kg		29,648	24,830	19,977	14,661
2026-03-06		쪽파		10Kg		32,795	28,641	22,008	13,226
평균						33,623	29,142	23,469	16,430

파프리카

주간 반입량(톤)

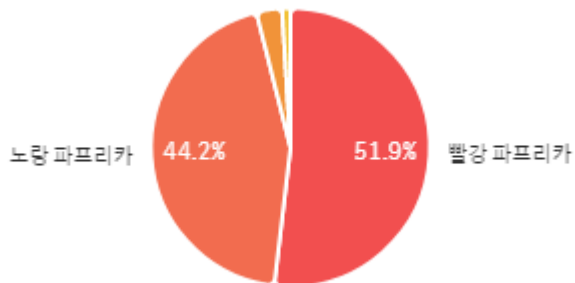
2026 (파란색 선) 2025 (회색 선) 평년 (녹색 선)



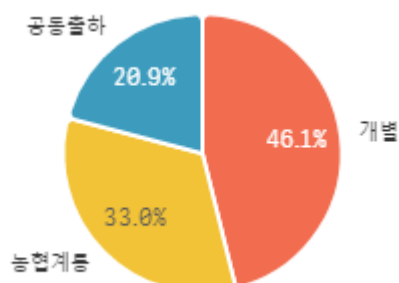
구분	금주(A)	전주(B)	전월(C)	전년(D)	평년(E)	A/B	A/C	A/D	A/E
물량(톤)	378	385	502	369	353	98.1%	75.3%	102.4%	107.0%

출하 품종별 거래물량 구성비

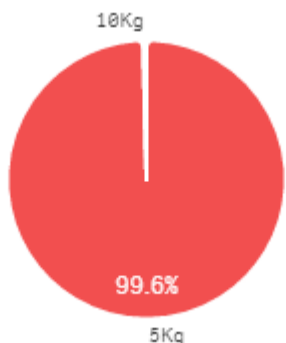
오렌지 파프리카



출하자별 거래물량 구성비

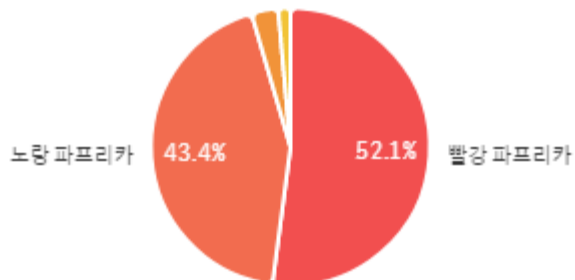


거래 단량별 물량 구성비

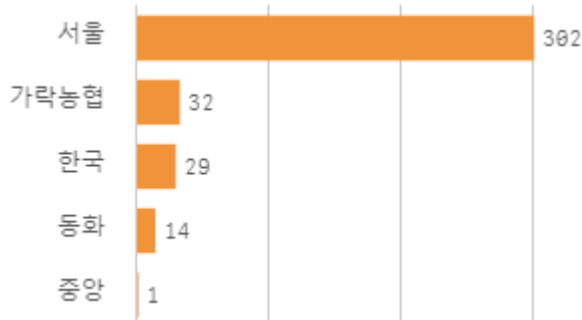


출하 품종별 거래금액 구성비

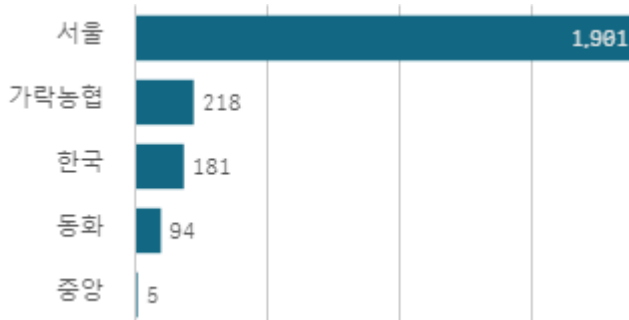
오렌지 파프리카



도매시장 법인별 거래물량(톤)

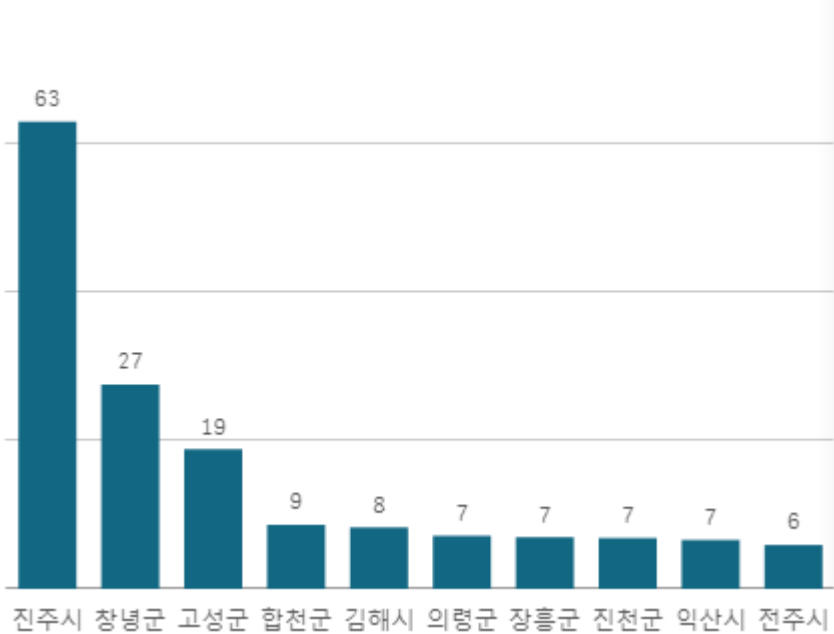


도매시장 법인별 거래금액(백만원)



빨강 파프리카(5Kg)

산지별 거래물량(톤)



출하산지(개소)

25

출하건수(천건)

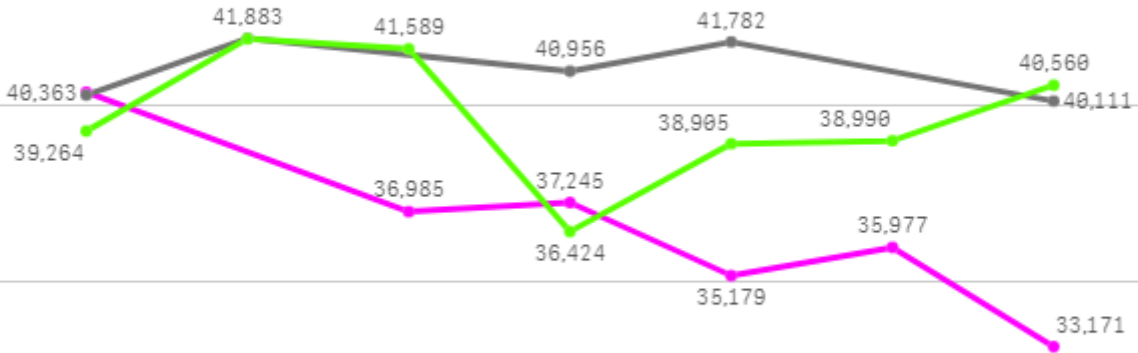
1

산지별 주출하 시군구



주간 도매가격(원)

◆ 2026 ● 2025 ▲ 평년



02/28 03/01 03/02 03/03 03/04 03/05 03/06

구분	금주(A)	전주(B)	전월(C)	전년(D)	평년(E)	A/B	A/C	A/D	A/E
가격(원)	36,487	35,422	45,401	41,003	40,035	103.0%	80.4%	89.0%	91.1%

※ 상품 가격 기준

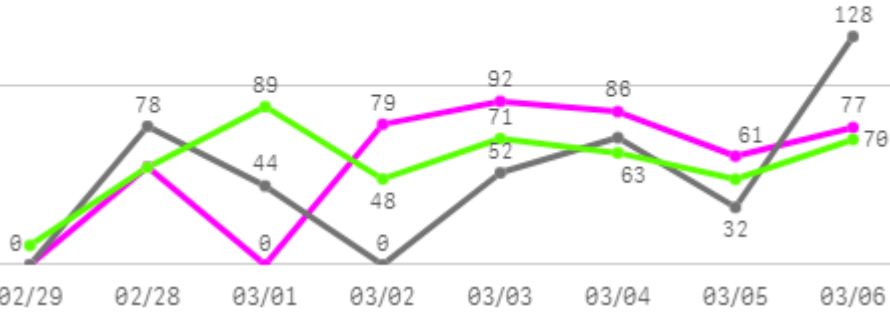
□ 빨강 파프리카(5Kg) 주간 가격

구분	Q	품종	Q	단량	Q	특	상	보통	하
2026-02-28		빨강 파프리카		5Kg		-	40,363	35,648	30,242
2026-03-02		빨강 파프리카		5Kg		-	36,985	33,727	29,629
2026-03-03		빨강 파프리카		5Kg		-	37,245	34,811	30,639
2026-03-04		빨강 파프리카		5Kg		-	35,179	33,067	28,325
2026-03-05		빨강 파프리카		5Kg		-	35,977	32,980	28,635
2026-03-06		빨강 파프리카		5Kg		-	33,171	30,533	26,145
평균						-	36,487	33,461	28,936

양상추

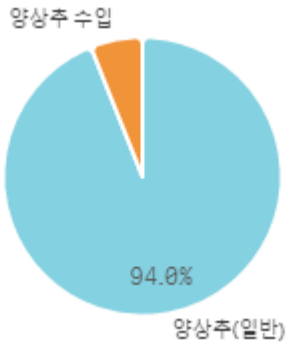
주간 반입량(톤)

◆ 2026 ● 2025 ▲ 평년

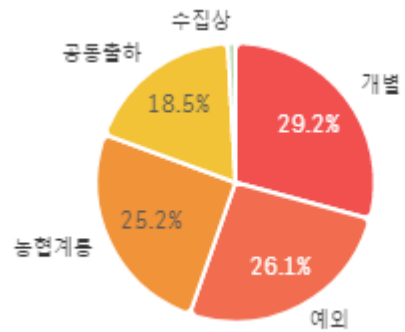


구분	금주(A)	전주(B)	전월(C)	전년(D)	평년(E)	A/B	A/C	A/D	A/E
물량(톤)	449	451	682	405	453	99.6%	65.8%	110.9%	99.2%

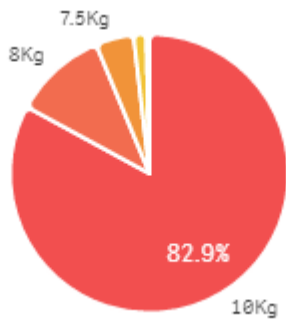
출하 품종별 거래물량 구성비



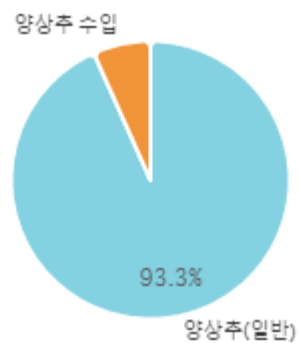
출하자별 거래물량 구성비



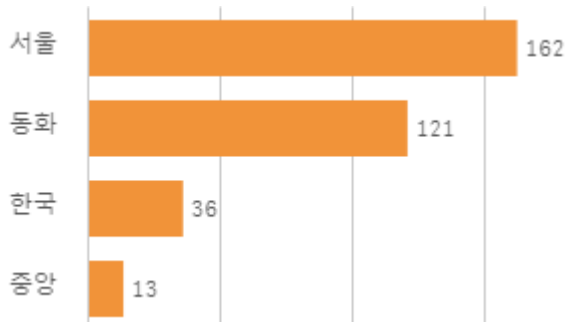
거래 단량별 물량 구성비



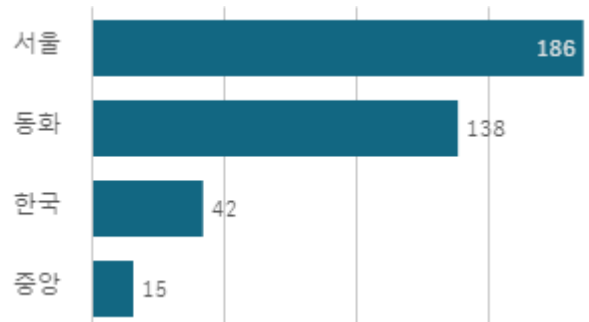
출하 품종별 거래금액 구성비



도매시장 법인별 거래물량(톤)

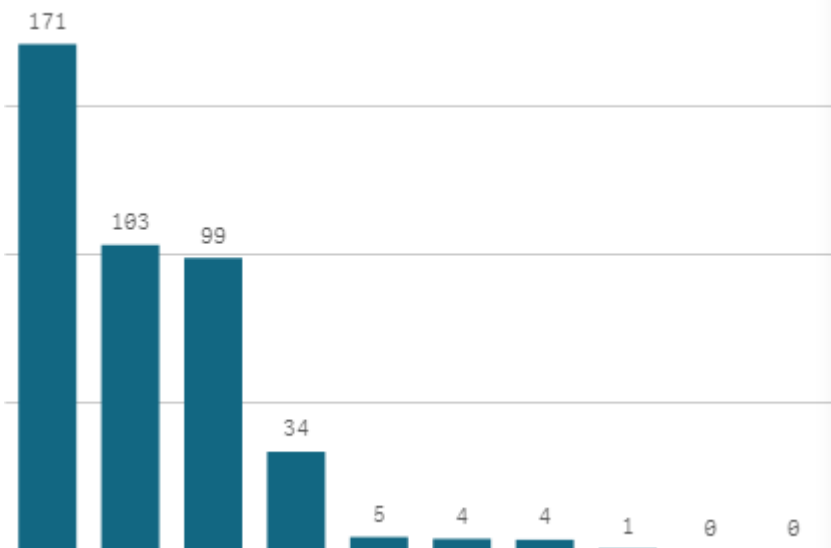


도매시장 법인별 거래금액(백만원)



양상추(일반)(12개)

산지별 거래물량(톤)



출하산지(개소)

12

출하건수(천건)

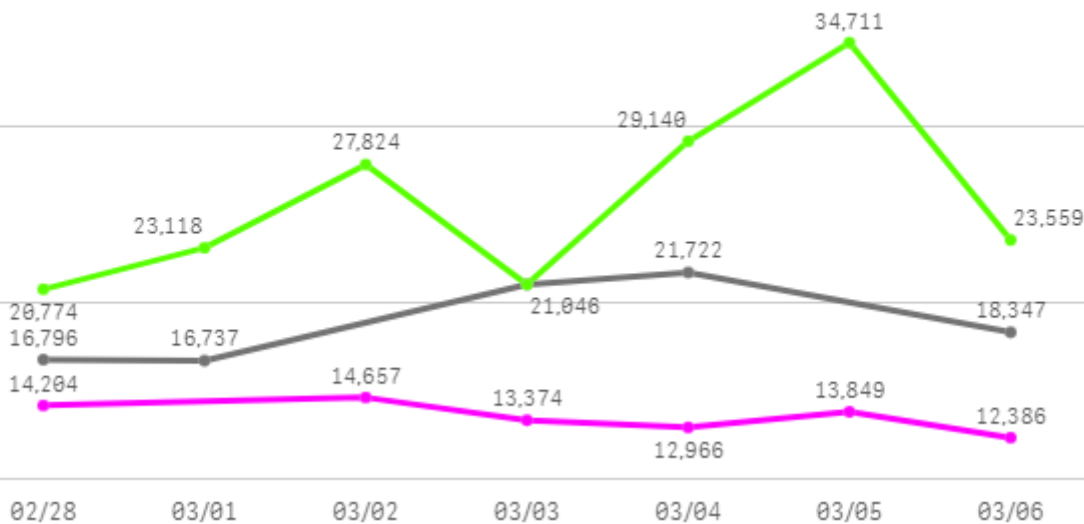
1

산지별 주출하 시군구



주간 도매가격(원)

◆ 2026 ◆ 2025 ◆ 평년



구분	금주(A)	전주(B)	전월(C)	전년(D)	평년(E)	A/B	A/C	A/D	A/E
가격(원)	13,573	14,918	14,051	18,930	21,539	91.0%	96.6%	71.7%	63.0%

※ 상품 가격 기준

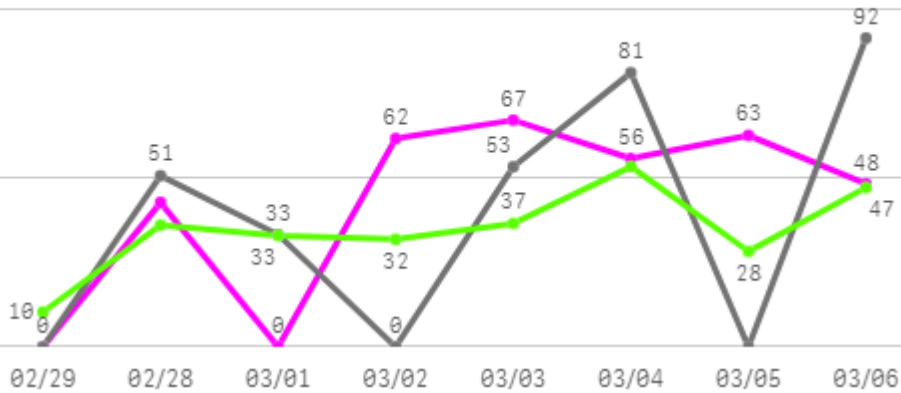
□ 양상추(일반)(12개) 주간 가격

구분	Q	품종	Q	단량	Q	특	상	보통	하
2026-02-28		양상추(일반)		12개		-	14,204	12,605	9,110
2026-03-02		양상추(일반)		12개		-	14,657	12,938	10,088
2026-03-03		양상추(일반)		12개		-	13,374	11,652	7,727
2026-03-04		양상추(일반)		12개		-	12,966	11,607	10,225
2026-03-05		양상추(일반)		12개		-	13,849	12,870	10,942
2026-03-06		양상추(일반)		12개		-	12,386	10,837	9,148
평균						-	13,573	12,085	9,540

브로콜리

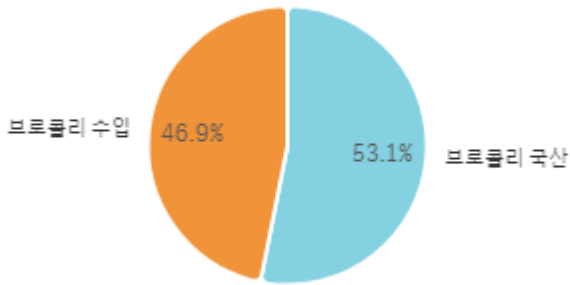
주간 반입량(톤)

2026 2025 평년

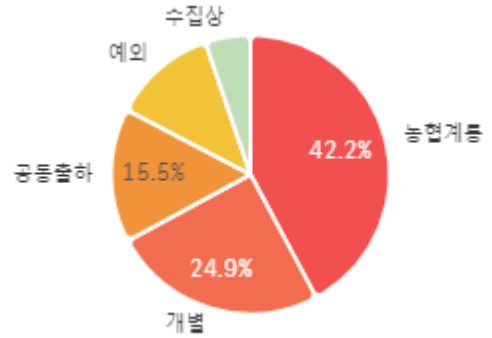


구분	금주(A)	전주(B)	전월(C)	전년(D)	평년(E)	A/B	A/C	A/D	A/E
물량(톤)	339	347	456	311	294	97.8%	74.5%	109.1%	115.3%

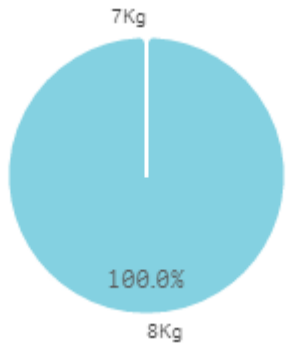
출하 품종별 거래물량 구성비



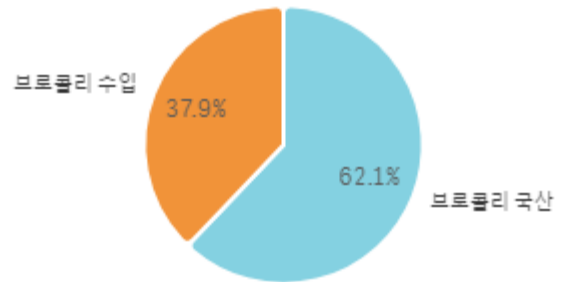
출하자별 거래물량 구성비



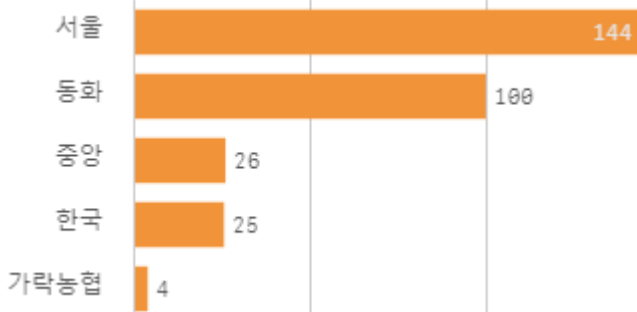
거래 단량별 물량 구성비



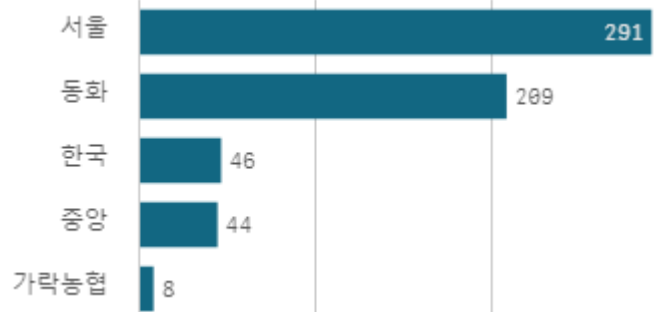
출하 품종별 거래금액 구성비



도매시장 법인별 거래물량(톤)

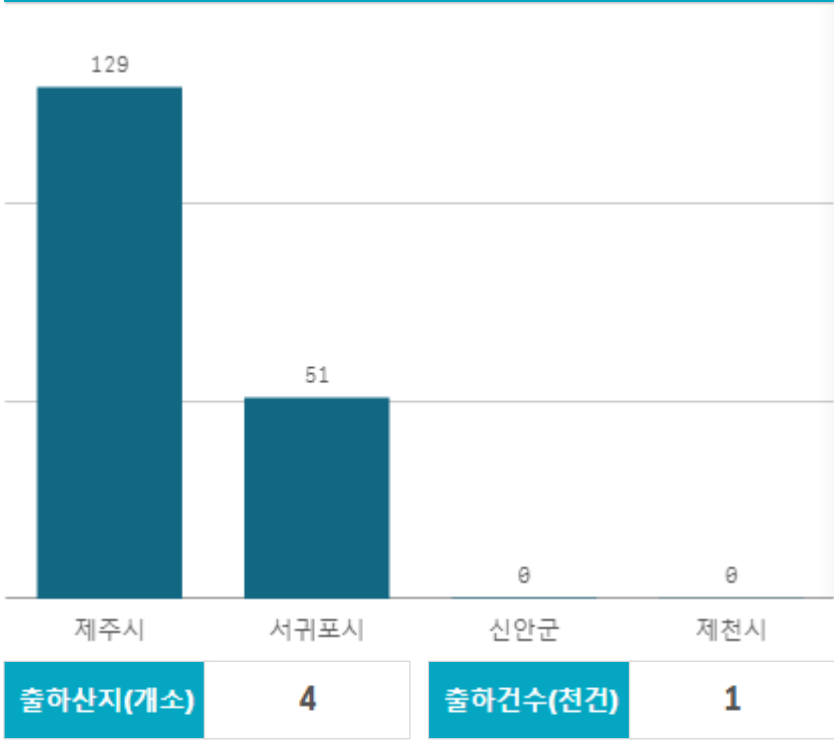


도매시장 법인별 거래금액(백만원)

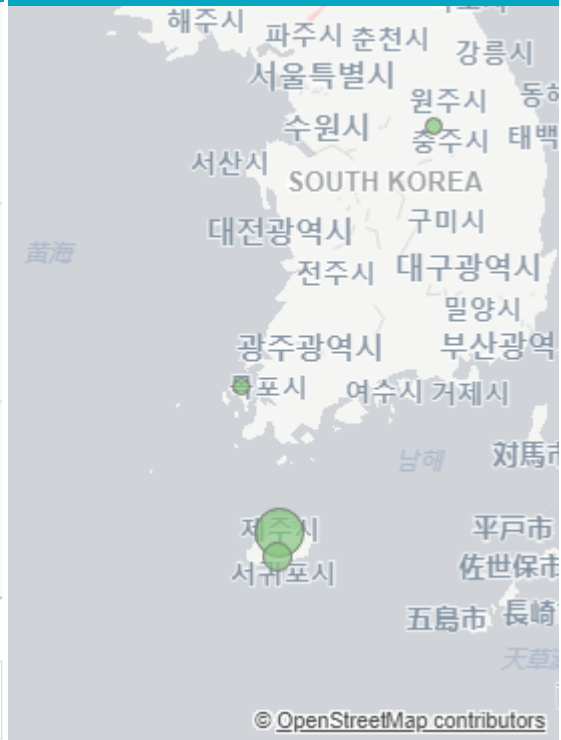


브로콜리 국산(8Kg)

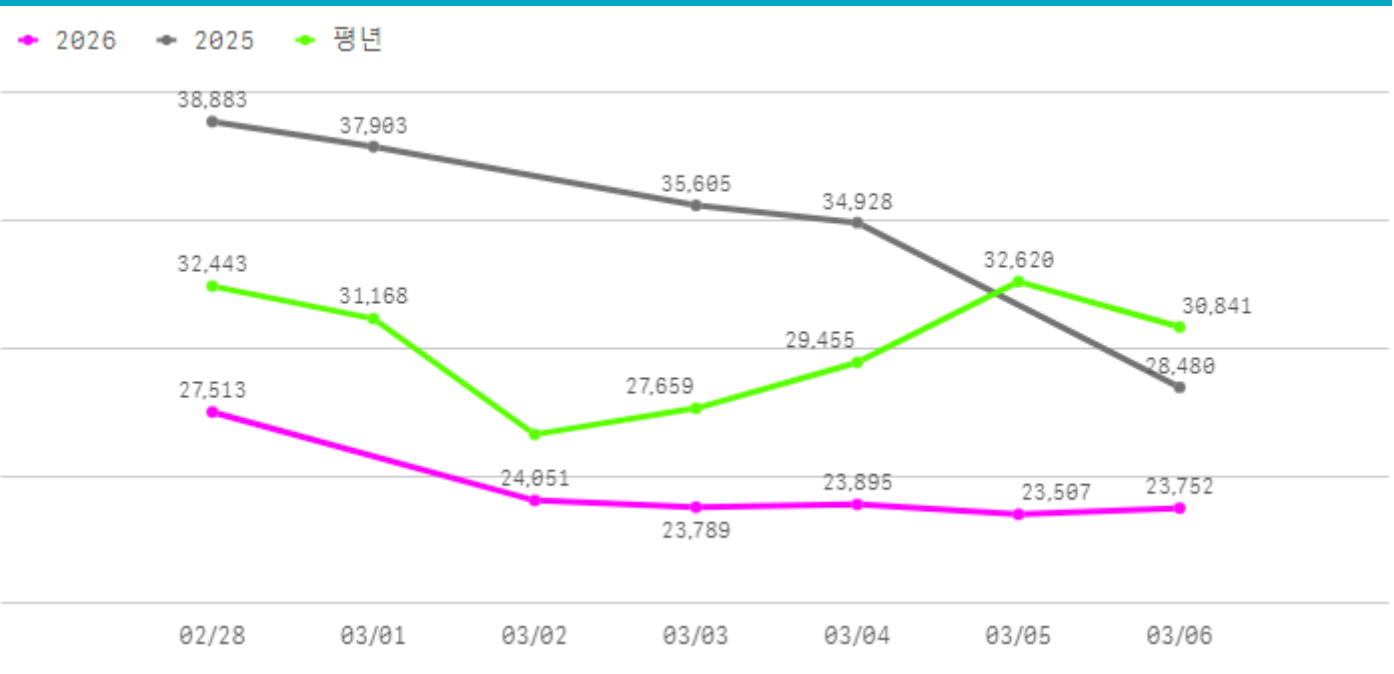
산지별 거래물량(톤)



산지별 주출하 시군구



주간 도매가격(원)



구분	금주(A)	전주(B)	전월(C)	전년(D)	평년(E)	A/B	A/C	A/D	A/E
가격(원)	24,418	24,805	37,845	35,160	30,489	98.4%	64.5%	69.4%	80.1%

※ 상품 가격 기준

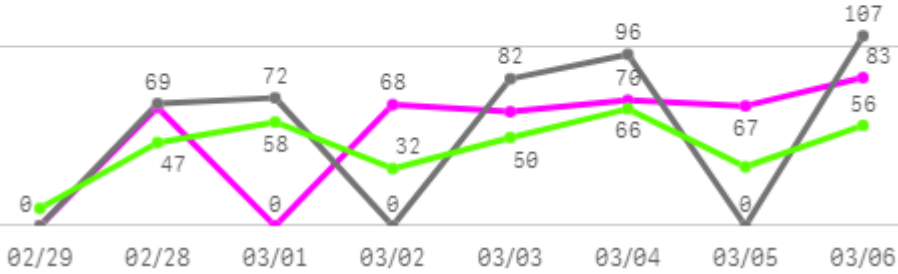
□ 브로콜리 국산(8Kg) 주간 가격

구분	Q	품종	Q	단량	Q	특	상	보통	하
2026-02-28		브로콜리 국산		8Kg		-	27,513	23,720	18,033
2026-03-02		브로콜리 국산		8Kg		-	24,051	21,421	16,071
2026-03-03		브로콜리 국산		8Kg		-	23,789	19,906	13,285
2026-03-04		브로콜리 국산		8Kg		-	23,895	17,981	9,110
2026-03-05		브로콜리 국산		8Kg		-	23,507	18,074	12,061
2026-03-06		브로콜리 국산		8Kg		-	23,752	18,061	13,905
평균						-	24,418	19,861	13,744

청경채

주간 반입량(톤)

2026 (파란색 선) 2025 (회색 선) 평년 (녹색 선)

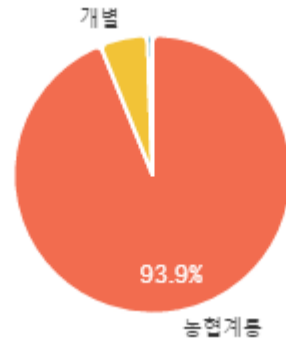


구분	금주(A)	전주(B)	전월(C)	전년(D)	평년(E)	A/B	A/C	A/D	A/E
물량(톤)	419	426	511	425	370	98.5%	81.9%	98.5%	113.2%

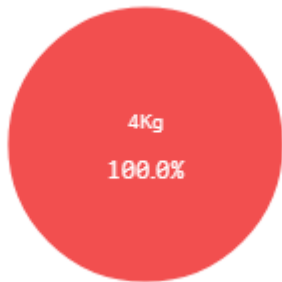
출하 품종별 거래물량 구성비



출하자별 거래물량 구성비



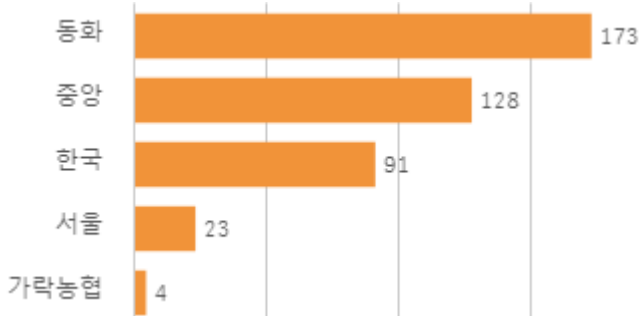
거래 단량별 물량 구성비



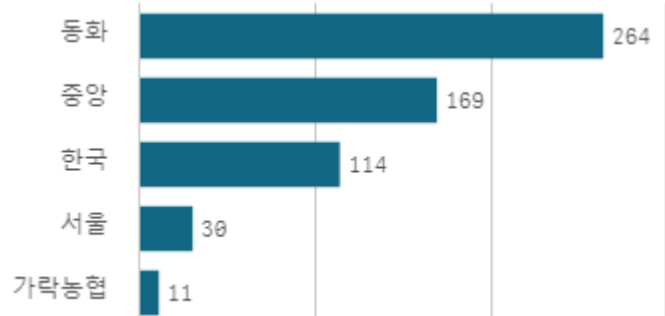
출하 품종별 거래금액 구성비



도매시장 법인별 거래물량(톤)

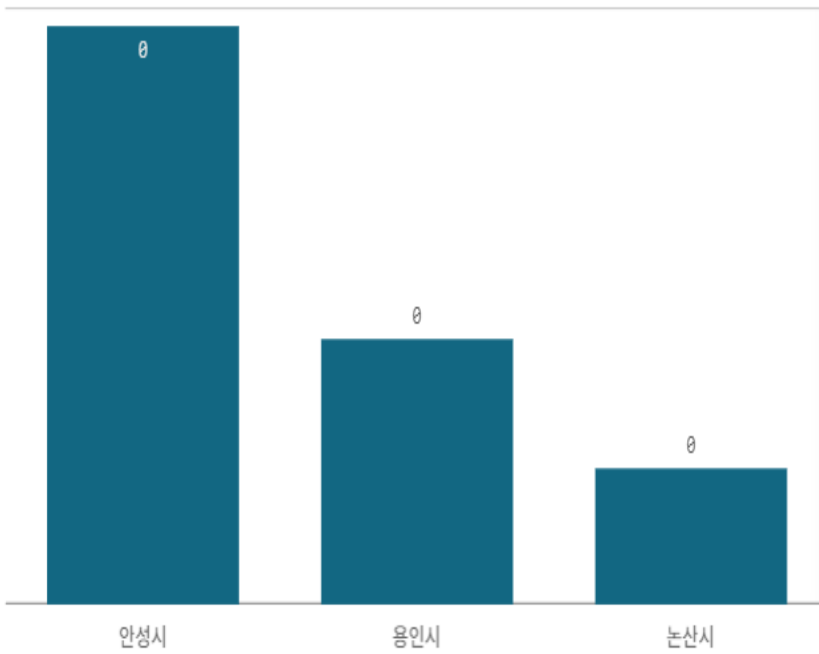


도매시장 법인별 거래금액(백만원)



청경채(4Kg)

산지별 거래물량(톤)



산지별 주출하 시군구



출하산지(개소)

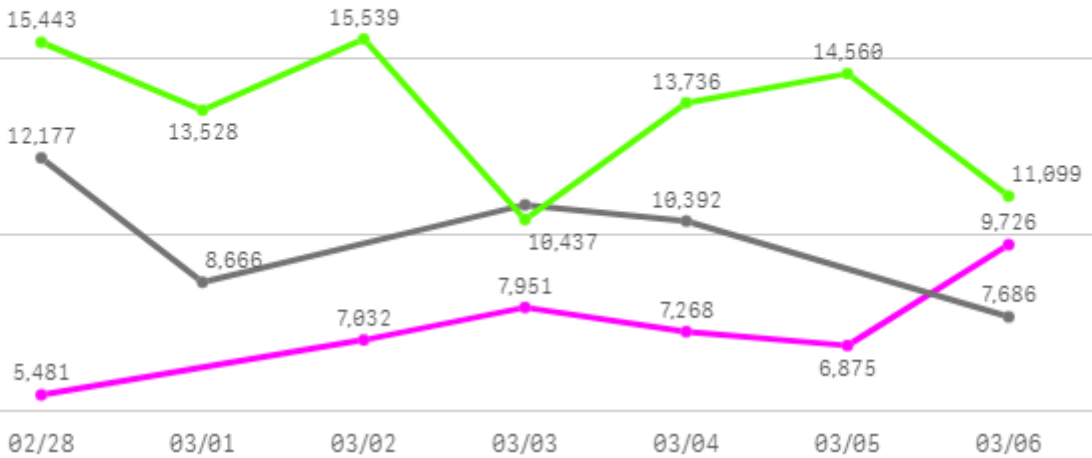
3

출하건수(천건)

0

주간 도매가격(원)

◆ 2026 ● 2025 ▲ 평년



구분	금주(A)	전주(B)	전월(C)	전년(D)	평년(E)	A/B	A/C	A/D	A/E
가격(원)	7,389	7,477	13,976	9,954	14,053	98.8%	52.9%	74.2%	52.6%

※ 상품 가격 기준

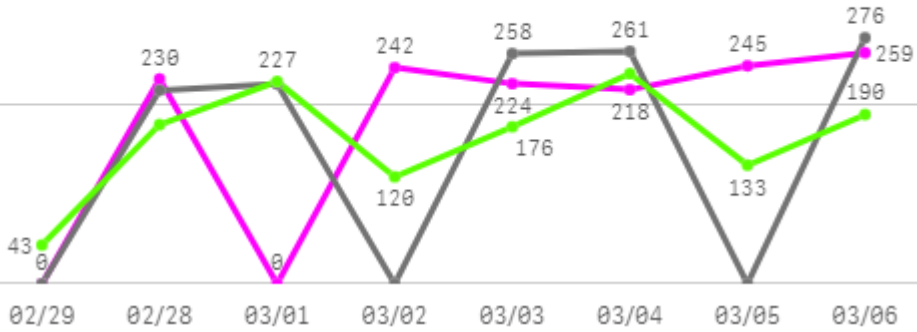
□ 청경채(4Kg) 주간 가격

구분	Q	품종	Q	단량	Q	특	상	보통	하
2026-02-28		청경채		4Kg		-	5,481	4,320	3,000
2026-03-02		청경채		4Kg		-	7,032	5,391	3,779
2026-03-03		청경채		4Kg		-	7,951	6,503	4,444
2026-03-04		청경채		4Kg		-	7,268	5,514	4,257
2026-03-05		청경채		4Kg		-	6,875	5,510	3,944
2026-03-06		청경채		4Kg		-	9,726	7,904	5,377
평균						-	7,389	5,857	4,134

버섯

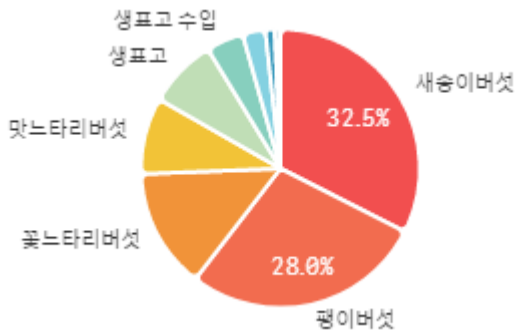
주간 반입량(톤)

◆ 2026 ● 2025 ▲ 평년

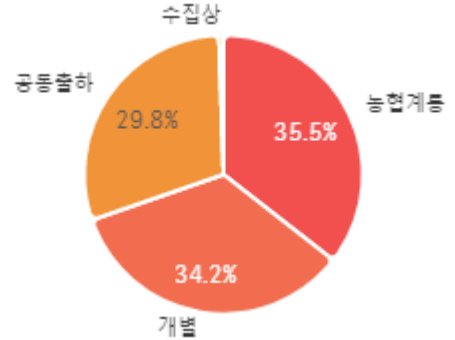


구분	금주(A)	전주(B)	전월(C)	전년(D)	평년(E)	A/B	A/C	A/D	A/E
물량(톤)	1,418	1,409	2,067	1,236	1,335	100.7%	68.6%	114.7%	106.2%

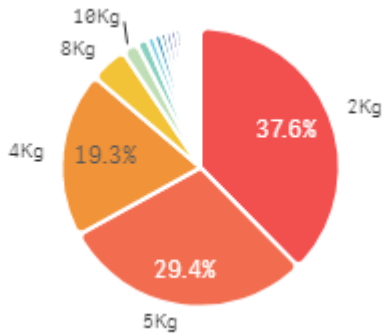
출하 품종별 거래물량 구성비



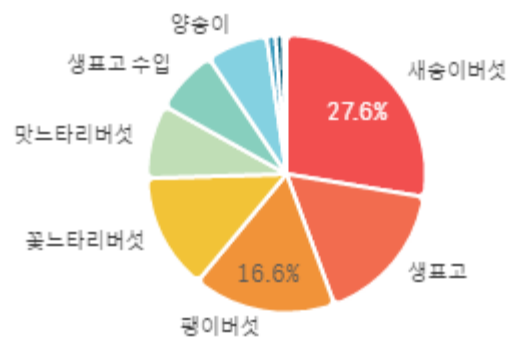
출하자별 거래물량 구성비



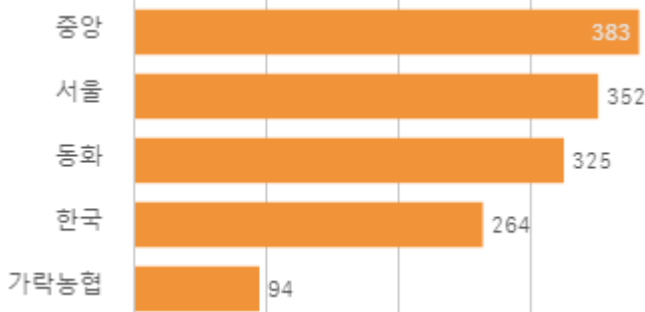
거래 단량별 물량 구성비



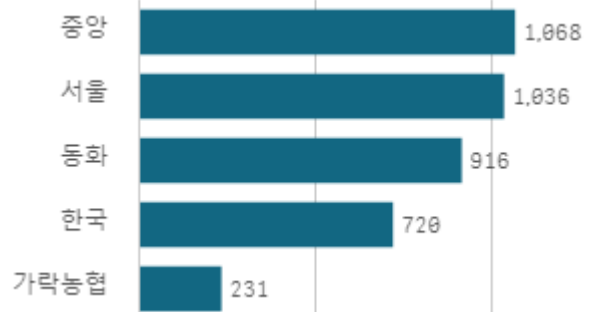
출하 품종별 거래금액 구성비



도매시장 법인별 거래물량(톤)

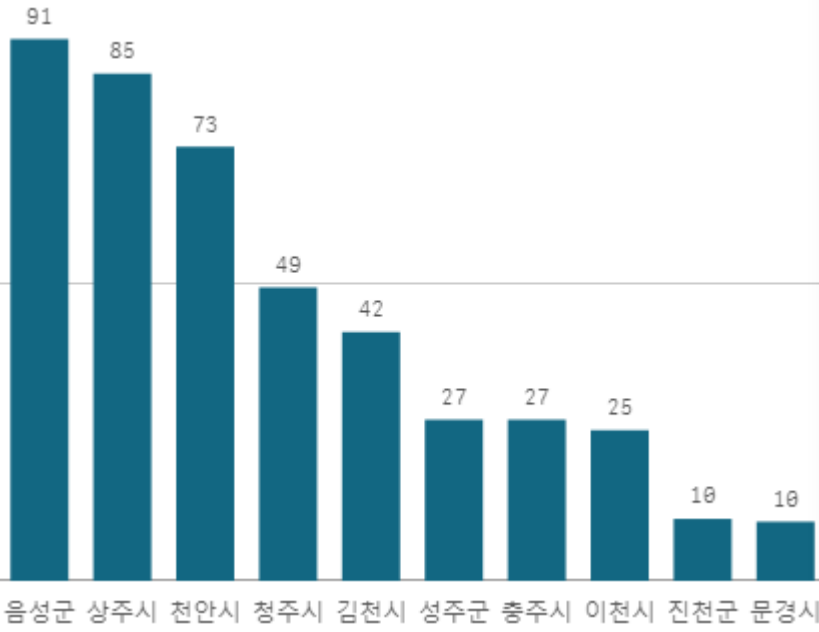


도매시장 법인별 거래금액(백만원)



새송이버섯(2Kg)

산지별 거래물량(톤)



출하산지(개소)

18

출하건수(천건)

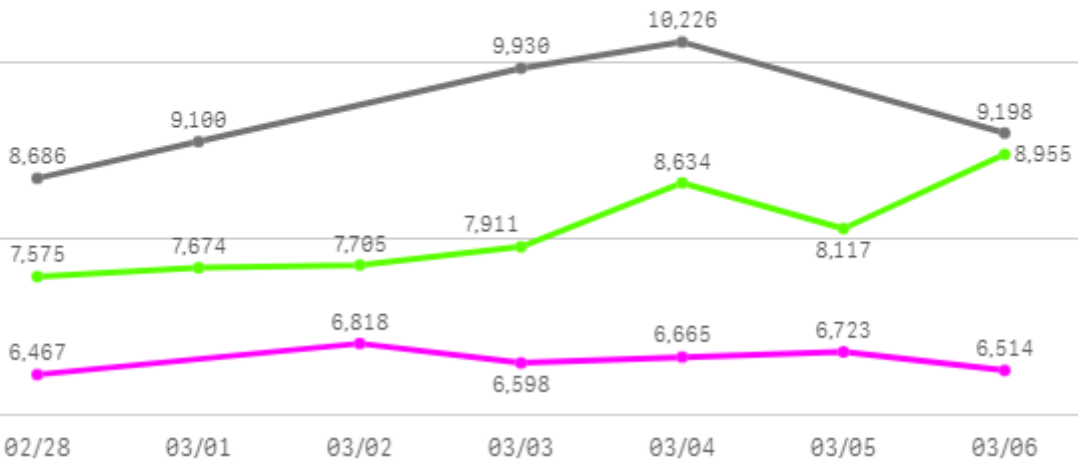
3

산지별 주출하 시군구



주간 도매가격(원)

◆ 2026 ◆ 2025 ◆ 평년



구분	금주(A)	전주(B)	전월(C)	전년(D)	평년(E)	A/B	A/C	A/D	A/E
가격(원)	6,631	7,610	9,059	9,428	8,097	87.1%	73.2%	70.3%	81.9%

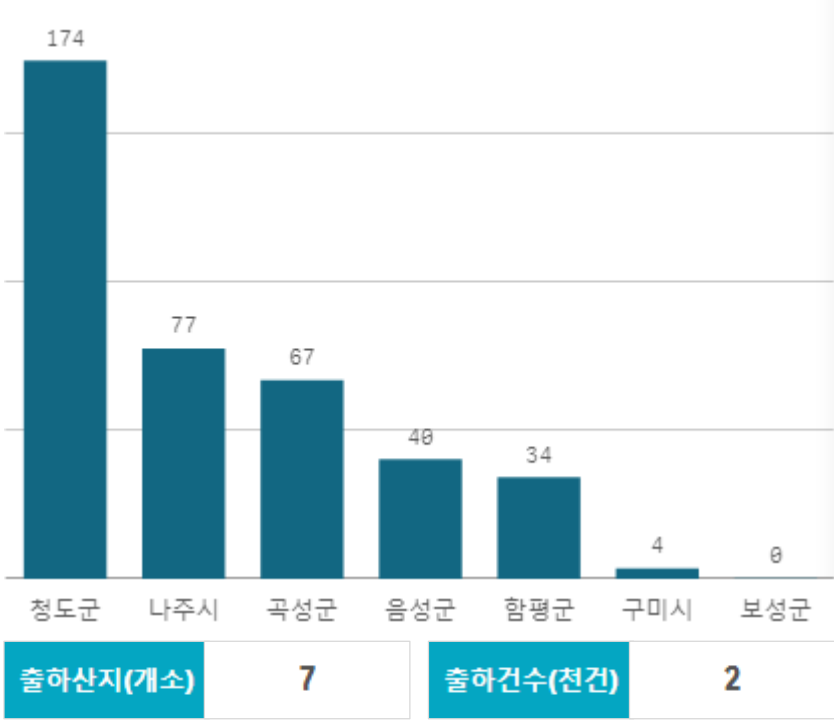
※ 상품 가격 기준

□ 새송이버섯(2Kg) 주간 가격

구분	Q	품종	Q	단량	Q	특	상	보통	하
2026-02-28		새송이버섯		2Kg		7,314	6,467	5,856	3,236
2026-03-02		새송이버섯		2Kg		7,780	6,818	6,169	3,542
2026-03-03		새송이버섯		2Kg		7,438	6,598	6,052	3,604
2026-03-04		새송이버섯		2Kg		7,618	6,665	5,974	4,118
2026-03-05		새송이버섯		2Kg		7,864	6,723	5,979	3,395
2026-03-06		새송이버섯		2Kg		8,136	6,514	6,014	3,799
평균						7,692	6,631	6,007	3,616

팬이버섯(5Kg)

산지별 거래물량(톤)



출하산지(개소)

7

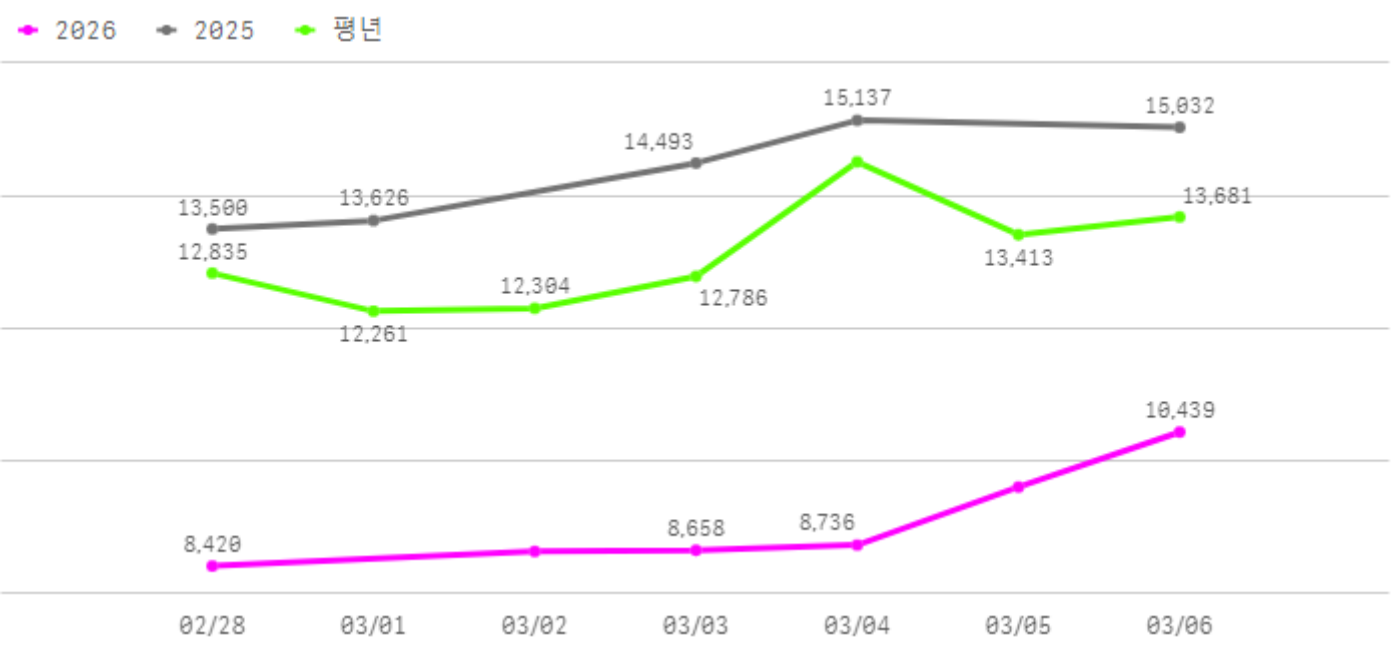
출하건수(천건)

2

산지별 주출하 시군구



주간 도매가격(원)



구분	금주(A)	전주(B)	전월(C)	전년(D)	평년(E)	A/B	A/C	A/D	A/E
가격(원)	9,084	12,687	12,955	14,358	13,156	71.6%	70.1%	63.3%	69.0%

※ 상품 가격 기준

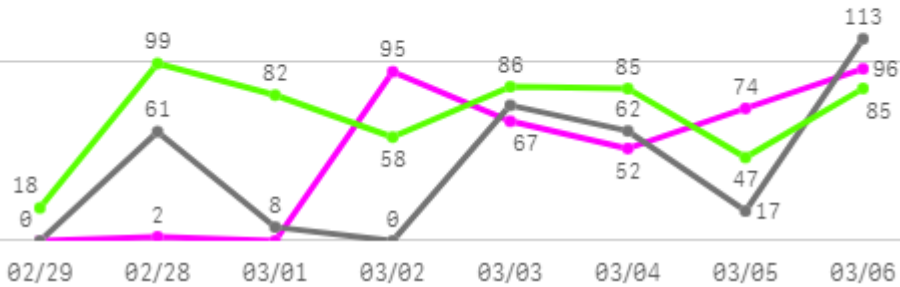
□ 팽이버섯(5Kg) 주간 가격

구분	Q	품종	Q	단량	Q	특	상	보통	하
2026-02-28		팽이버섯		5Kg		8,897	8,420	7,420	6,806
2026-03-02		팽이버섯		5Kg		9,230	8,640	7,940	7,266
2026-03-03		팽이버섯		5Kg		9,006	8,658	7,838	7,371
2026-03-04		팽이버섯		5Kg		9,406	8,736	7,914	7,399
2026-03-05		팽이버섯		5Kg		10,654	9,610	8,458	7,637
2026-03-06		팽이버섯		5Kg		11,081	10,439	8,561	7,509
평균						9,712	9,084	8,022	7,331

사과

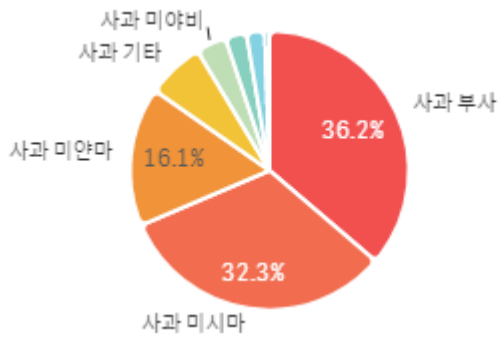
주간 반입량(톤)

◆ 2026 ● 2025 ▲ 평년

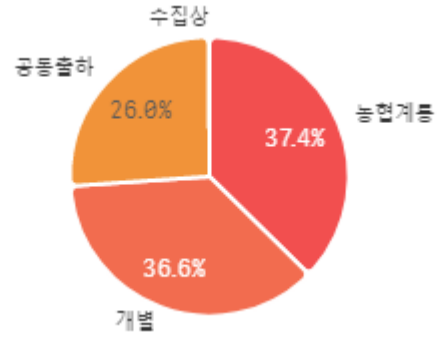


구분	금주(A)	전주(B)	전월(C)	전년(D)	평년(E)	A/B	A/C	A/D	A/E
물량(톤)	387	290	2,043	337	542	133.3%	18.9%	114.9%	71.3%

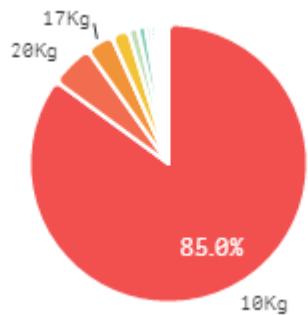
출하 품종별 거래물량 구성비



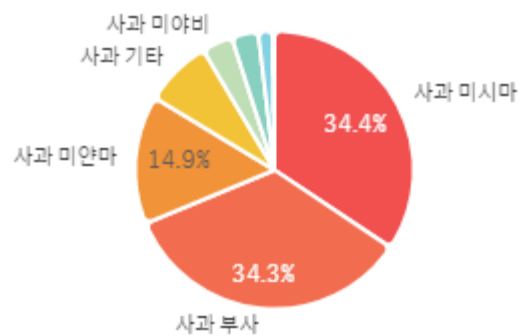
출하자별 거래물량 구성비



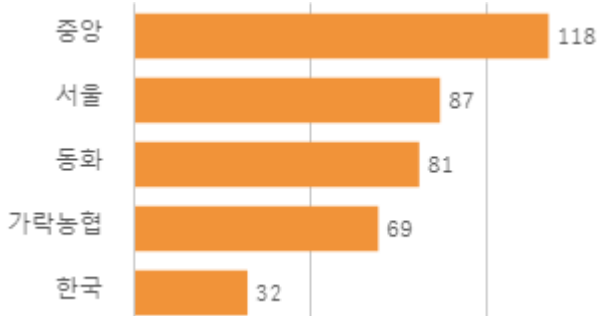
거래 단량별 물량 구성비



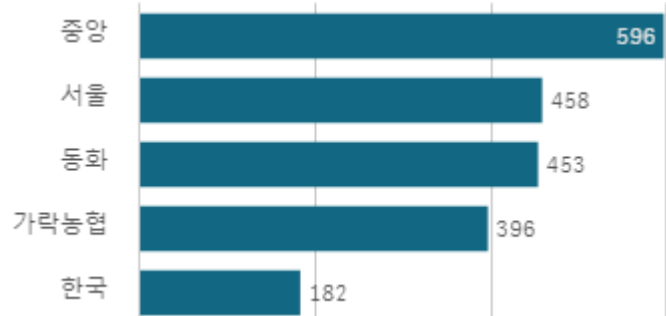
출하 품종별 거래금액 구성비



도매시장 법인별 거래물량(톤)

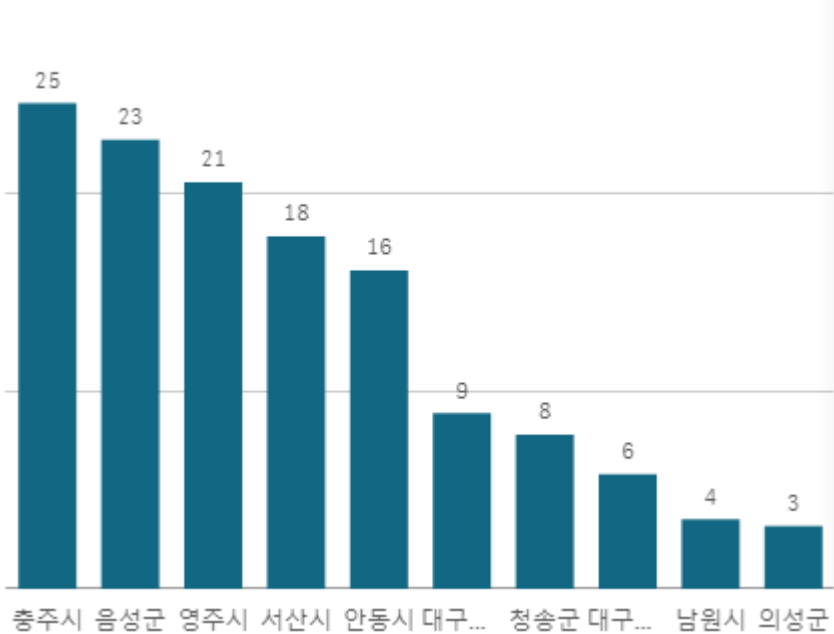


도매시장 법인별 거래금액(백만원)



사과 부사(10Kg)

산지별 거래물량(톤)



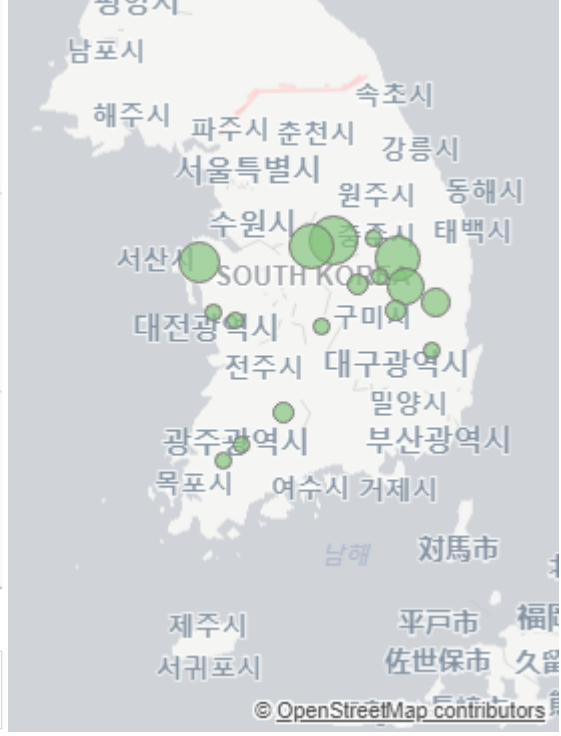
출하산지(개소)

19

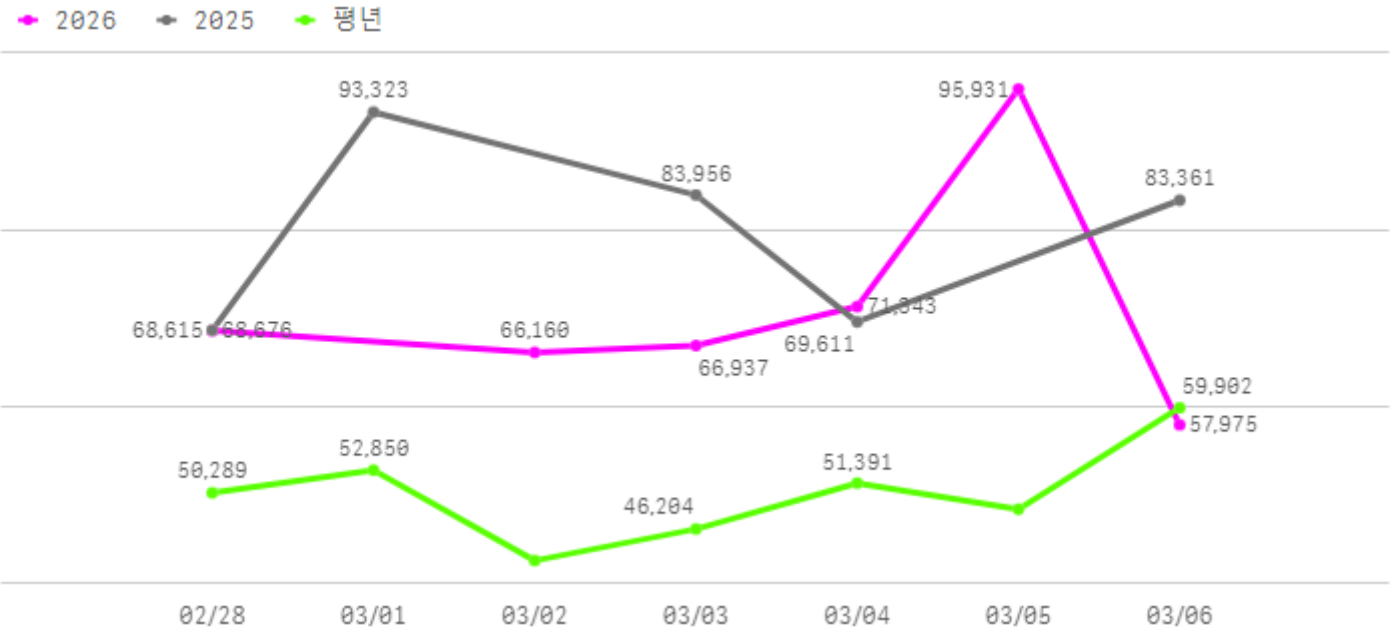
출하건수(천건)

0

산지별 주출하 시군구



주간 도매가격(원)



구분	금주(A)	전주(B)	전월(C)	전년(D)	평년(E)	A/B	A/C	A/D	A/E
가격(원)	71,160	62,705	66,047	79,785	57,118	113.5%	107.7%	89.2%	124.6%

※ 상품 가격 기준

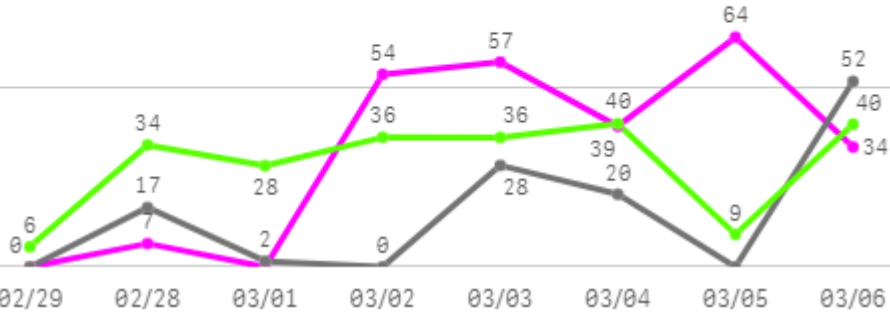
□ 사과 부사(10Kg) 주간 가격

구분	Q	품종	Q	단량	Q	특	상	보통	하
2026-02-28		사과 부사		10Kg		98,603	68,615	45,049	25,189
2026-03-02		사과 부사		10Kg		99,933	66,160	52,495	34,618
2026-03-03		사과 부사		10Kg		80,662	66,937	39,124	28,919
2026-03-04		사과 부사		10Kg		125,672	71,343	48,315	29,779
2026-03-05		사과 부사		10Kg		180,294	95,931	47,430	21,555
2026-03-06		사과 부사		10Kg		87,830	57,975	37,534	23,082
평균						112,166	71,160	44,991	27,190

배

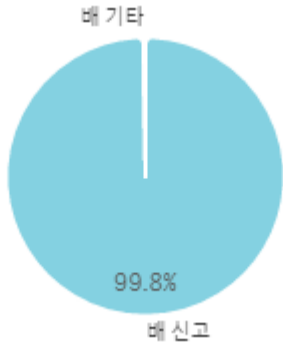
주간 반입량(톤)

◆ 2026 ● 2025 ▲ 평년

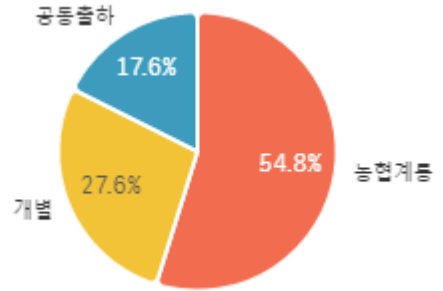


구분	금주(A)	전주(B)	전월(C)	전년(D)	평년(E)	A/B	A/C	A/D	A/E
물량(톤)	255	218	1,952	119	237	117.0%	13.1%	214.5%	107.9%

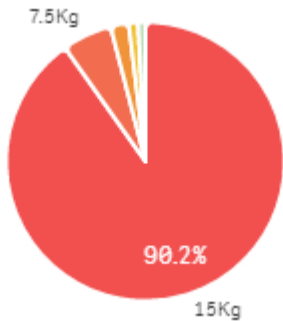
출하 품종별 거래물량 구성비



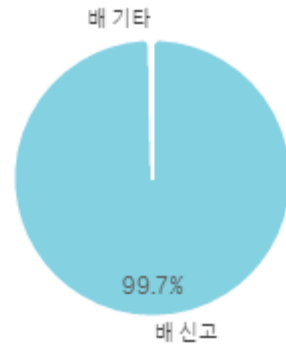
출하자별 거래물량 구성비



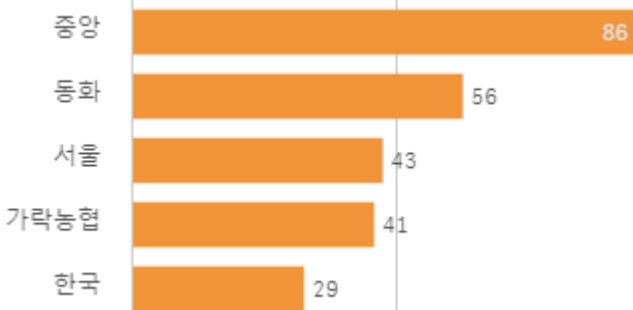
거래 단량별 물량 구성비



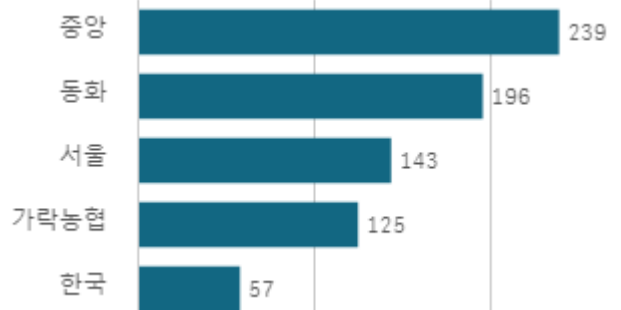
출하 품종별 거래금액 구성비



도매시장 법인별 거래물량(톤)

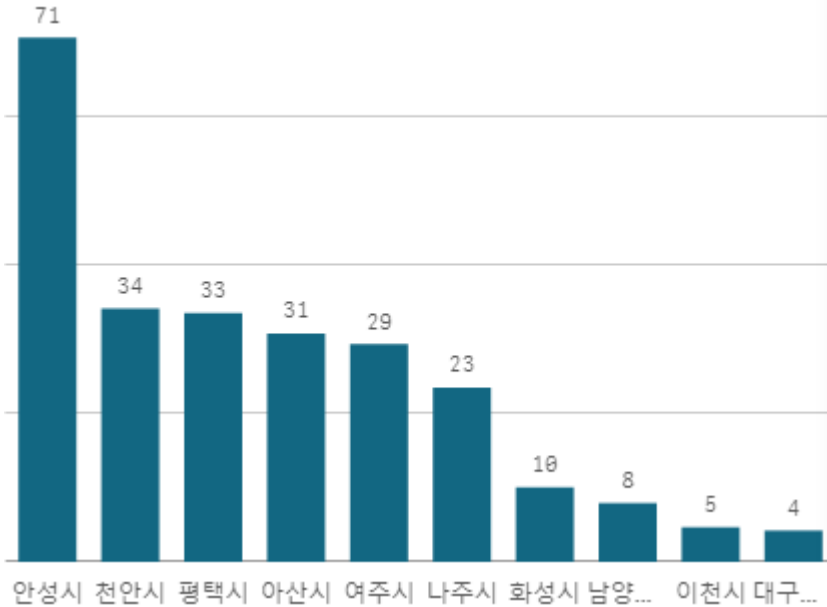


도매시장 법인별 거래금액(백만원)



배 신고(15Kg)

산지별 거래물량(톤)



출하산지(개소)

16

출하건수(천건)

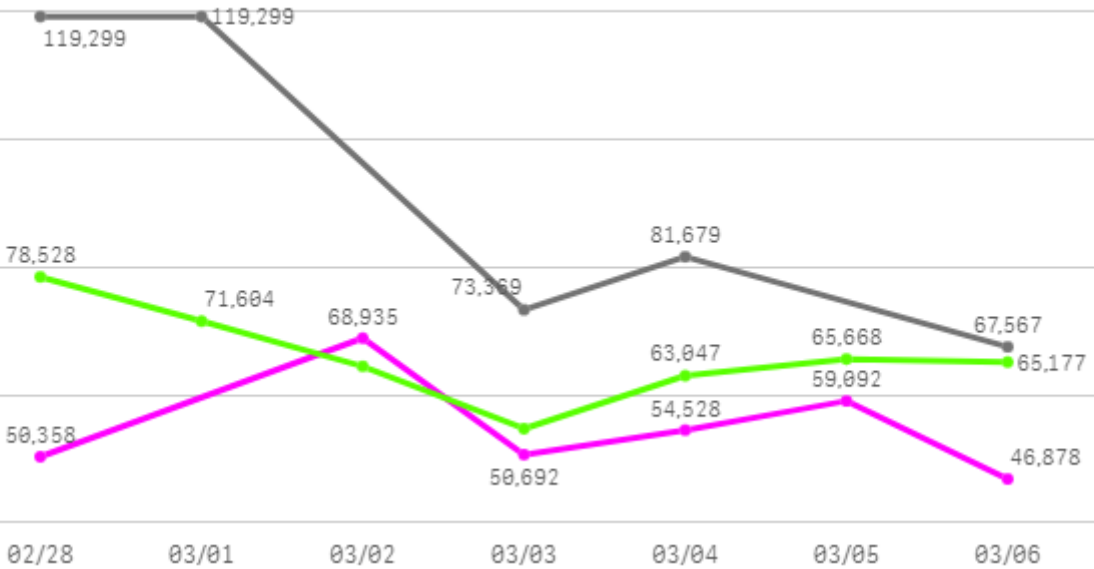
1

산지별 주출하 시군구



주간 도매가격(원)

◆ 2026 ● 2025 ◆ 평년



구분	금주(A)	전주(B)	전월(C)	전년(D)	평년(E)	A/B	A/C	A/D	A/E
가격(원)	55,081	58,053	53,584	92,243	65,562	94.9%	102.8%	59.7%	84.0%

※ 상품 가격 기준

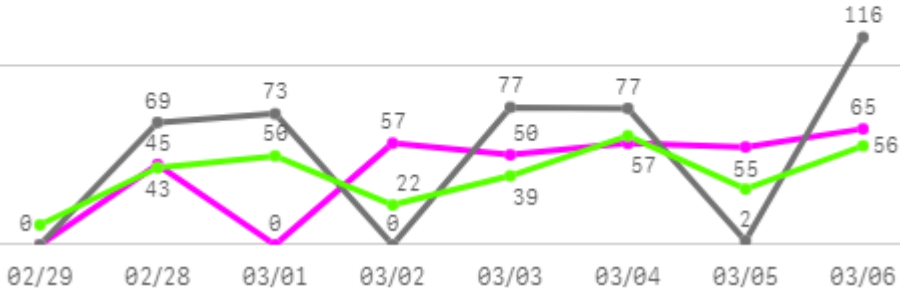
□ 배 신고(15Kg) 주간 가격

구분	Q	품종	Q	단량	Q	특	상	보통	하
2026-02-28		배 신고		15Kg		100,000	50,358	40,942	27,500
2026-03-02		배 신고		15Kg		99,353	68,935	41,362	21,960
2026-03-03		배 신고		15Kg		79,347	50,692	31,096	16,587
2026-03-04		배 신고		15Kg		77,898	54,528	37,793	21,288
2026-03-05		배 신고		15Kg		89,659	59,092	36,704	23,684
2026-03-06		배 신고		15Kg		72,557	46,878	31,186	17,744
평균						86,469	55,081	36,514	21,461

포도

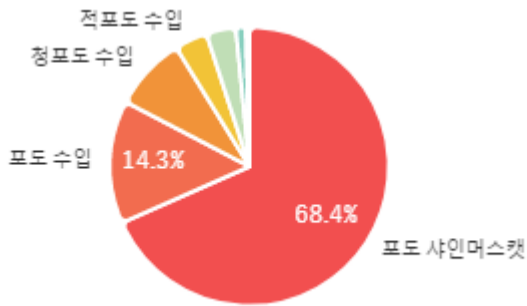
주간 반입량(톤)

◆ 2026 ● 2025 ▲ 평년

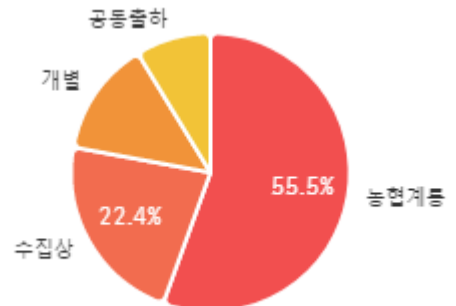


구분	금주(A)	전주(B)	전월(C)	전년(D)	평년(E)	A/B	A/C	A/D	A/E
물량(톤)	329	368	738	414	332	89.5%	44.6%	79.5%	99.2%

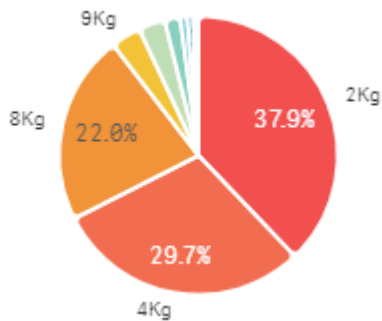
출하 품종별 거래물량 구성비



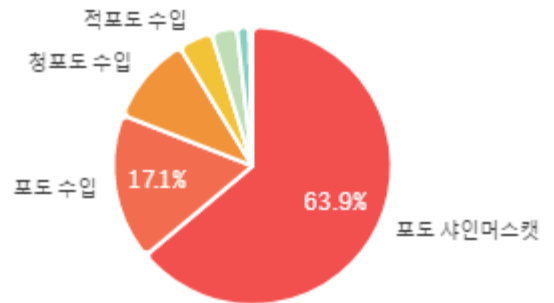
출하자별 거래물량 구성비



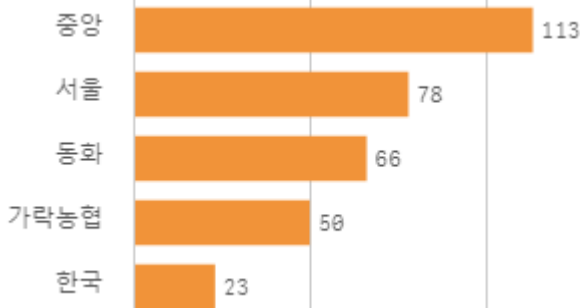
거래 단량별 물량 구성비



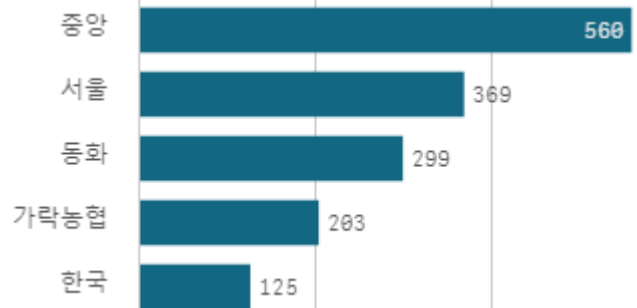
출하 품종별 거래금액 구성비



도매시장 법인별 거래물량(톤)

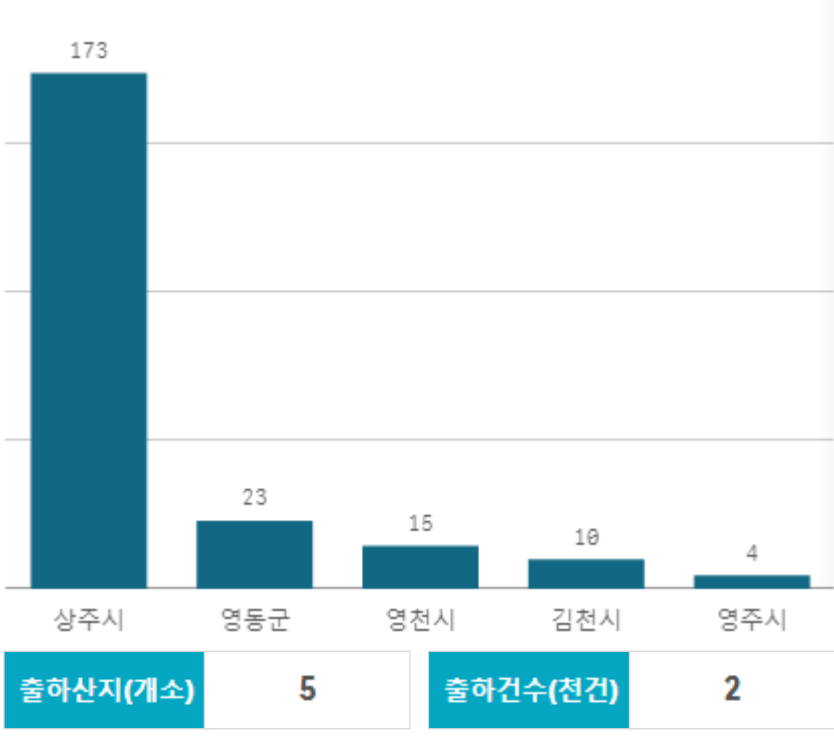


도매시장 법인별 거래금액(백만원)

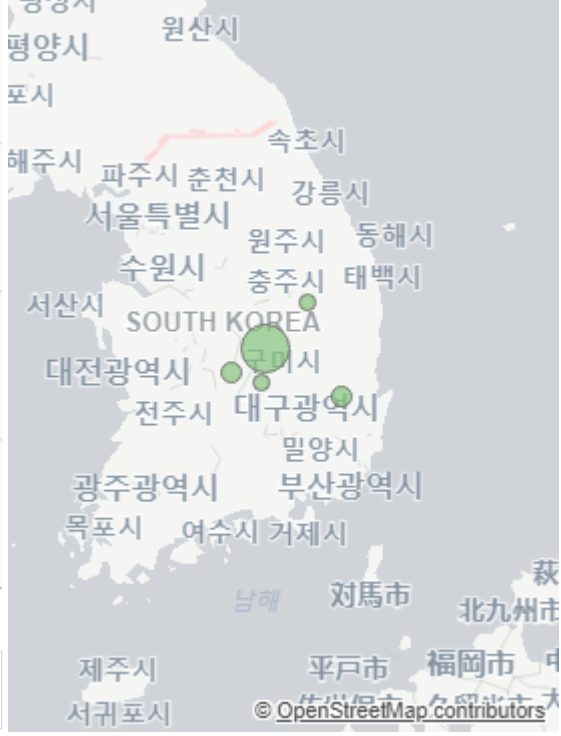


포도 샤인머스켓(2Kg)

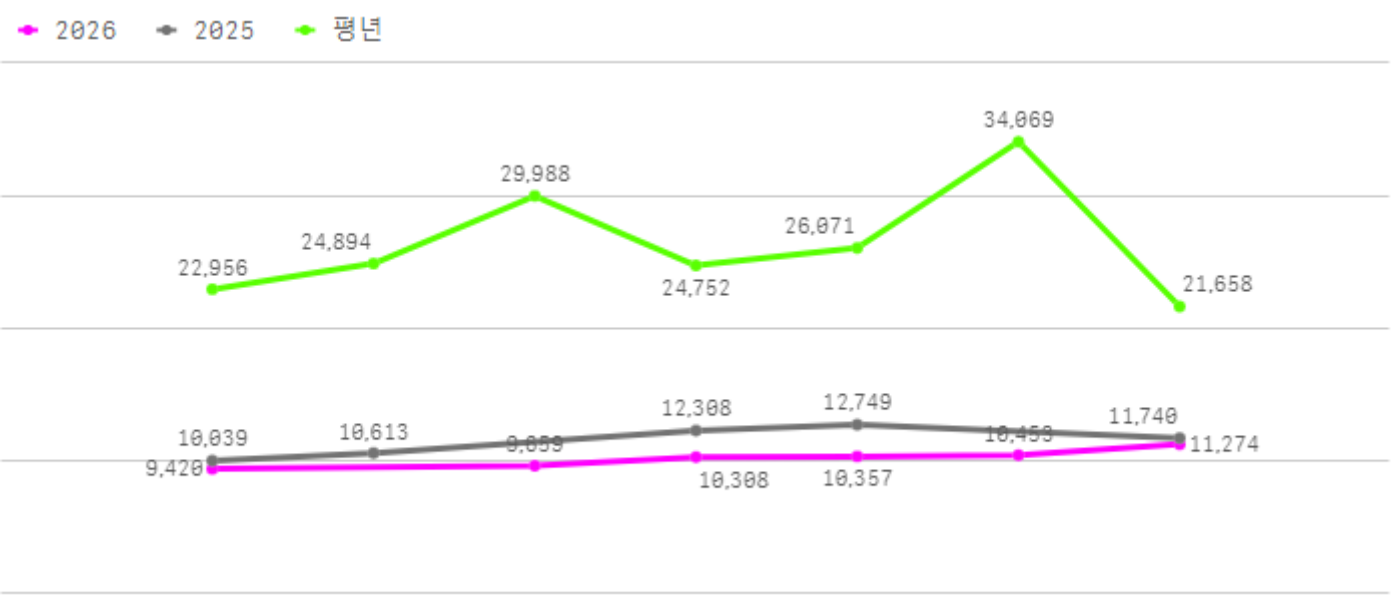
산지별 거래물량(톤)



산지별 주출하 시군구



주간 도매가격(원)



구분	금주(A)	전주(B)	전월(C)	전년(D)	평년(E)	A/B	A/C	A/D	A/E
가격(원)	10,245	10,754	8,698	11,490	21,590	95.3%	117.8%	89.2%	47.5%

※ 상품 가격 기준

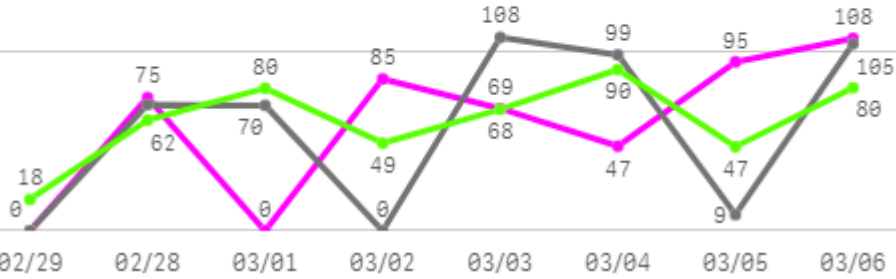
□ 포도 샤인머스켓(2Kg) 주간 가격

구분	Q	품종	Q	단량	Q	특	상	보통	하
2026-02-28		포도 샤인머스켓		2Kg		11,975	9,420	6,746	4,660
2026-03-02		포도 샤인머스켓		2Kg		12,406	9,659	7,123	4,822
2026-03-03		포도 샤인머스켓		2Kg		13,521	10,308	7,035	4,641
2026-03-04		포도 샤인머스켓		2Kg		13,340	10,357	6,864	4,142
2026-03-05		포도 샤인머스켓		2Kg		13,182	10,453	6,697	4,591
2026-03-06		포도 샤인머스켓		2Kg		14,641	11,274	7,896	4,896
평균						13,178	10,245	7,060	4,625

만감

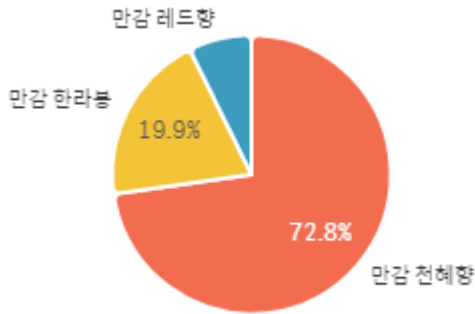
주간 반입량(톤)

◆ 2026 ● 2025 ▲ 평년

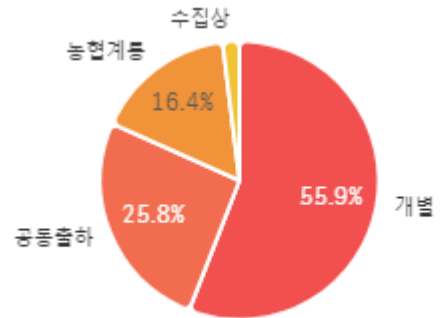


구분	금주(A)	전주(B)	전월(C)	전년(D)	평년(E)	A/B	A/C	A/D	A/E
물량(톤)	479	584	1,975	462	530	82.0%	24.2%	103.5%	90.3%

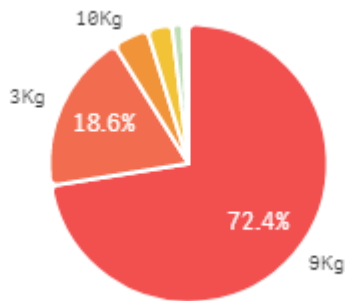
출하 품종별 거래물량 구성비



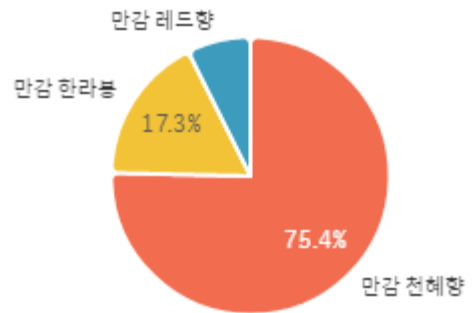
출하자별 거래물량 구성비



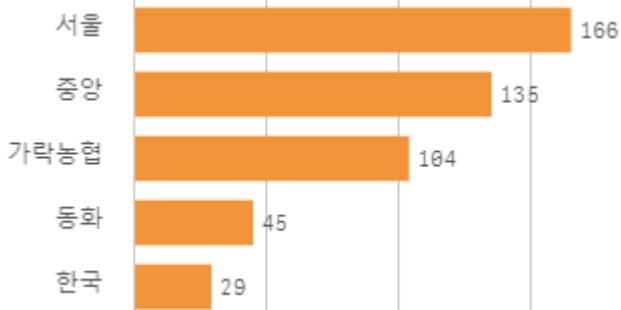
거래 단량별 물량 구성비



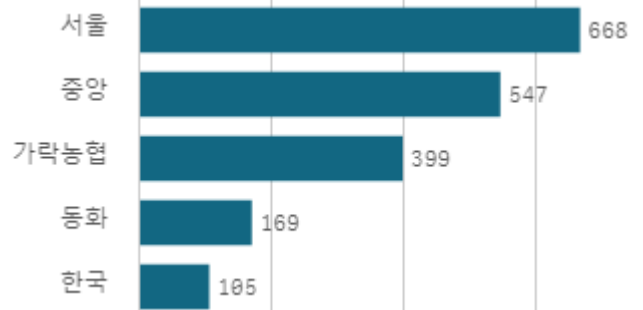
출하 품종별 거래금액 구성비



도매시장 법인별 거래물량(톤)

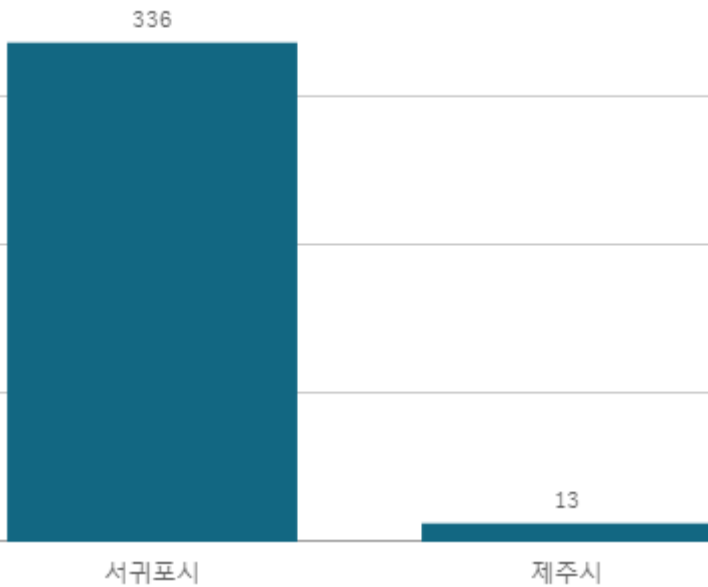


도매시장 법인별 거래금액(백만원)



만감 천혜향(9Kg)

산지별 거래물량(톤)



산지별 주출하 시군구



출하산지(개소)

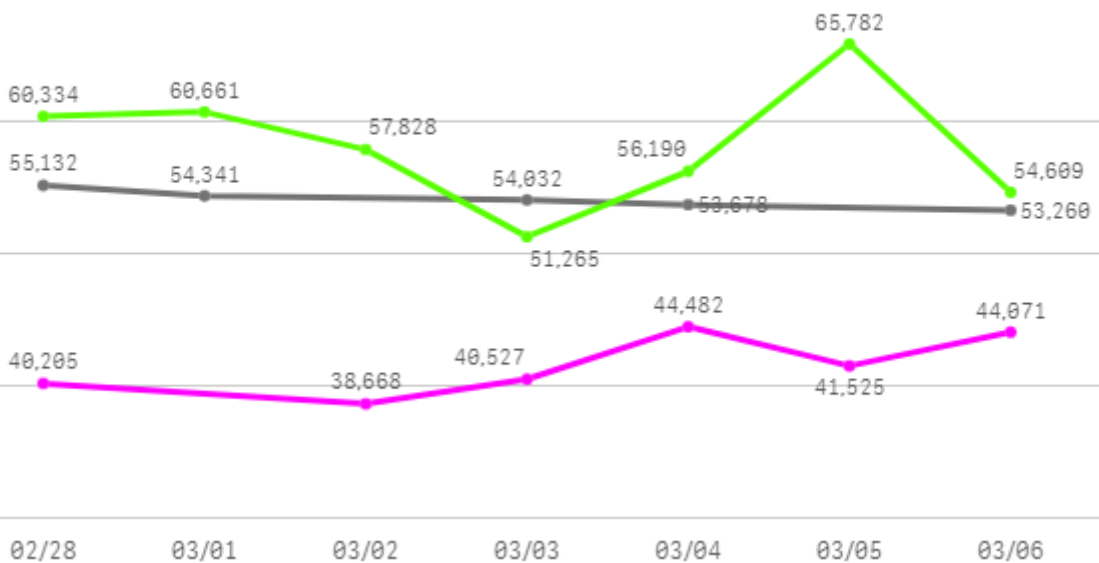
2

출하건수(천건)

2

주간 도매가격(원)

◆ 2026 ● 2025 ◆ 평년



구분	금주(A)	전주(B)	전월(C)	전년(D)	평년(E)	A/B	A/C	A/D	A/E
가격(원)	41,580	43,243	42,380	54,089	53,401	96.2%	98.1%	76.9%	77.9%

※ 상품 가격 기준

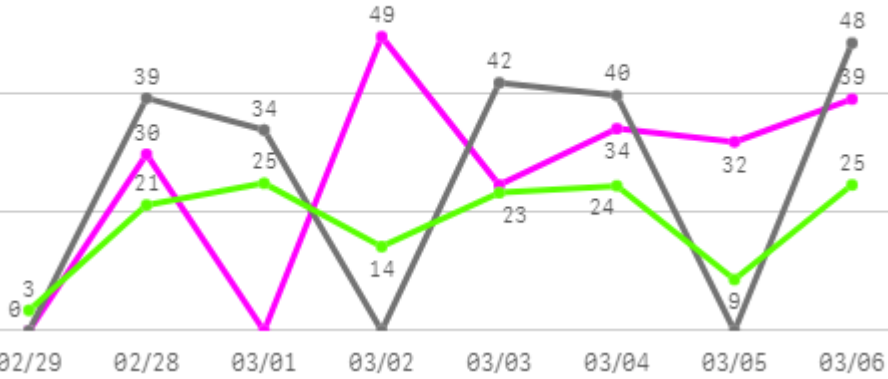
□ 만감 천혜향(9Kg) 주간 가격

구분	Q	품종	Q	단량	Q	특	상	보통	하
2026-02-28		만감 천혜향		9Kg		41,317	40,205	32,931	21,514
2026-03-02		만감 천혜향		9Kg		41,325	38,668	30,930	21,900
2026-03-03		만감 천혜향		9Kg		42,000	40,527	38,423	33,092
2026-03-04		만감 천혜향		9Kg		45,676	44,482	40,310	32,107
2026-03-05		만감 천혜향		9Kg		42,540	41,525	37,171	28,975
2026-03-06		만감 천혜향		9Kg		45,000	44,071	39,383	25,571
평균						42,976	41,580	36,525	27,193

단감

주간 반입량(톤)

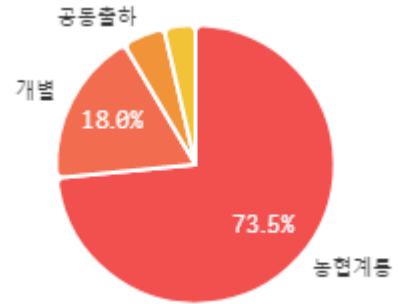
◆ 2026 ● 2025 ▲ 평년



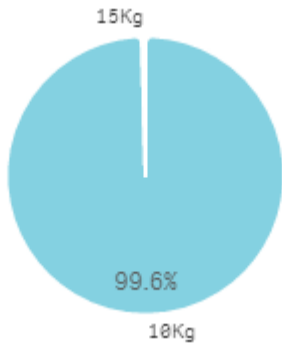
출하 품종별 거래물량 구성비



출하자별 거래물량 구성비



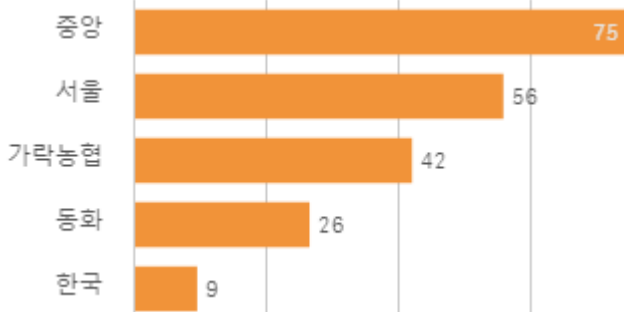
거래 단량별 물량 구성비



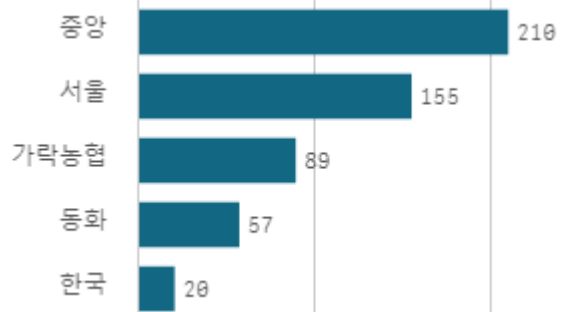
출하 품종별 거래금액 구성비



도매시장 법인별 거래물량(톤)

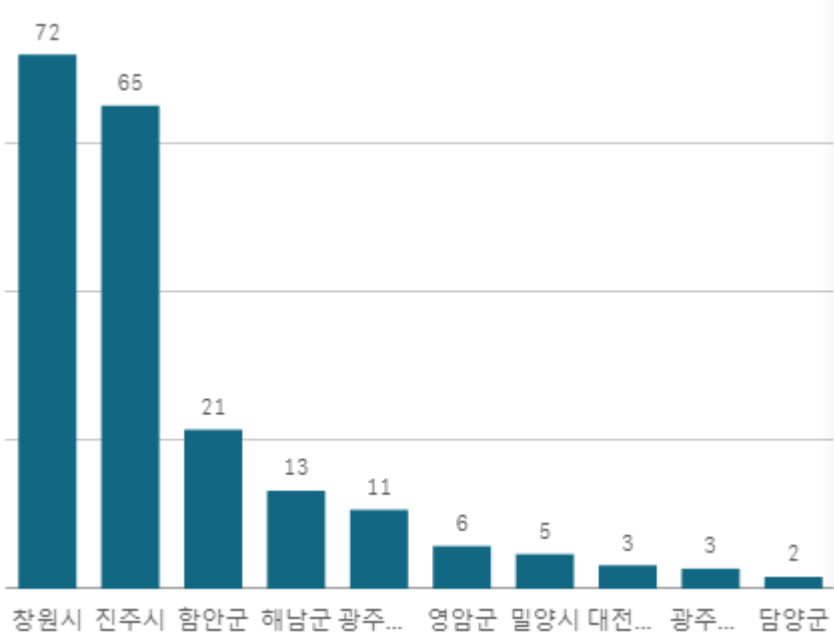


도매시장 법인별 거래금액(백만원)



단감 부유(10Kg)

산지별 거래물량(톤)



출하산지(개소)

16

출하건수(천건)

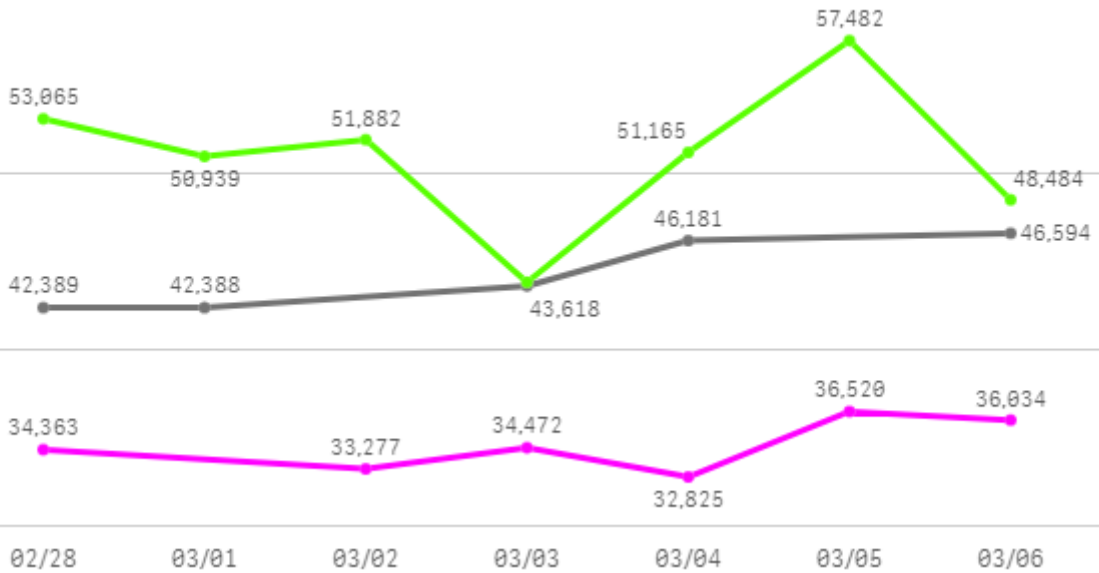
1

산지별 주출하 시군구



주간 도매가격(원)

◆ 2026 ● 2025 ◆ 평년



구분	금주(A)	전주(B)	전월(C)	전년(D)	평년(E)	A/B	A/C	A/D	A/E
가격(원)	34,582	37,209	36,750	44,234	51,309	92.9%	94.1%	78.2%	67.4%

※ 상품 가격 기준

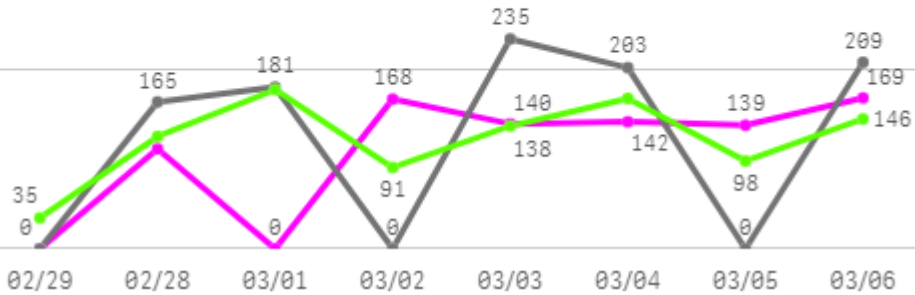
□ 단감 부유(10Kg) 주간 가격

구분	Q	품종	Q	단량	Q	특	상	보통	하
2026-02-28		단감 부유		10Kg		46,150	34,363	22,276	12,259
2026-03-02		단감 부유		10Kg		45,346	33,277	21,013	10,013
2026-03-03		단감 부유		10Kg		43,723	34,472	23,330	11,923
2026-03-04		단감 부유		10Kg		44,713	32,825	21,257	11,752
2026-03-05		단감 부유		10Kg		46,358	36,520	24,679	13,077
2026-03-06		단감 부유		10Kg		46,273	36,034	22,887	11,320
평균						45,427	34,582	22,574	11,724

바나나

주간 반입량(톤)

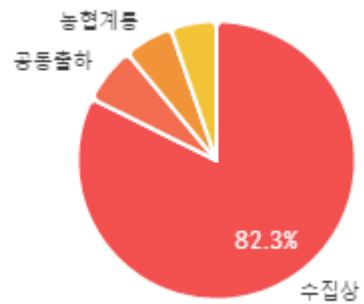
◆ 2026 ● 2025 ▲ 평년



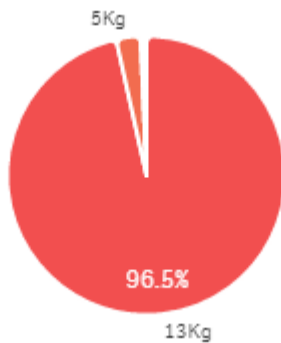
출하 품종별 거래물량 구성비



출하자별 거래물량 구성비



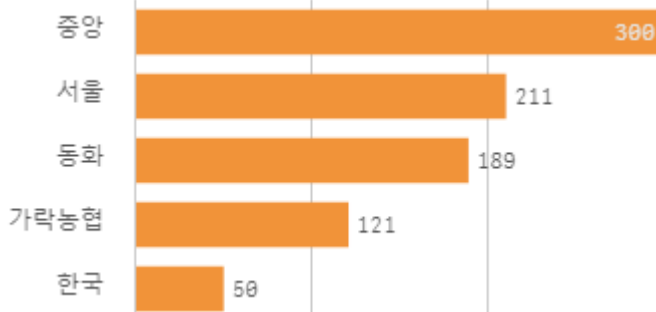
거래 단량별 물량 구성비



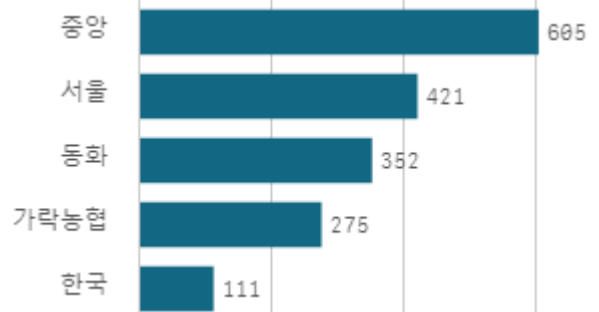
출하 품종별 거래금액 구성비



도매시장 법인별 거래물량(톤)

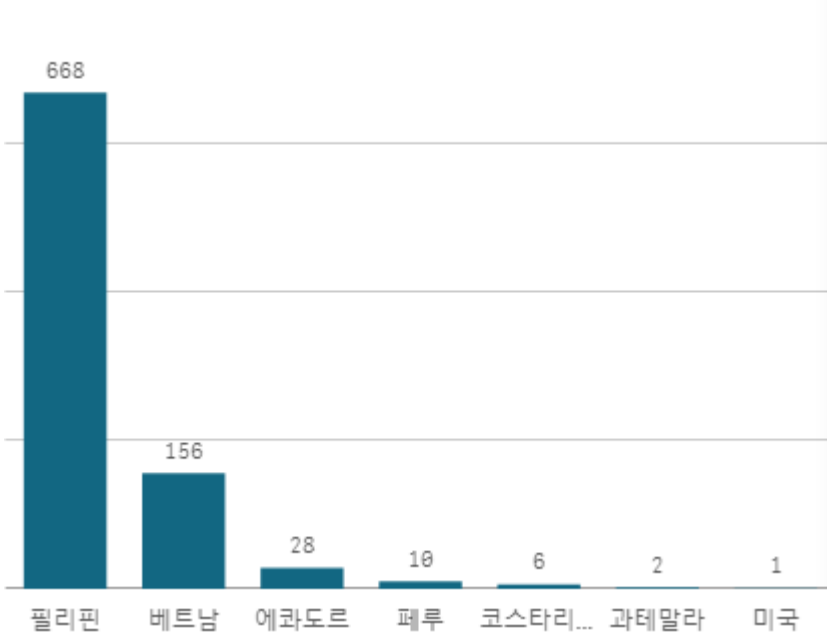


도매시장 법인별 거래금액(백만원)



바나나 수입(13Kg)

산지별 거래물량(톤)



산지별 주출하 시군구



출하산지(개소)

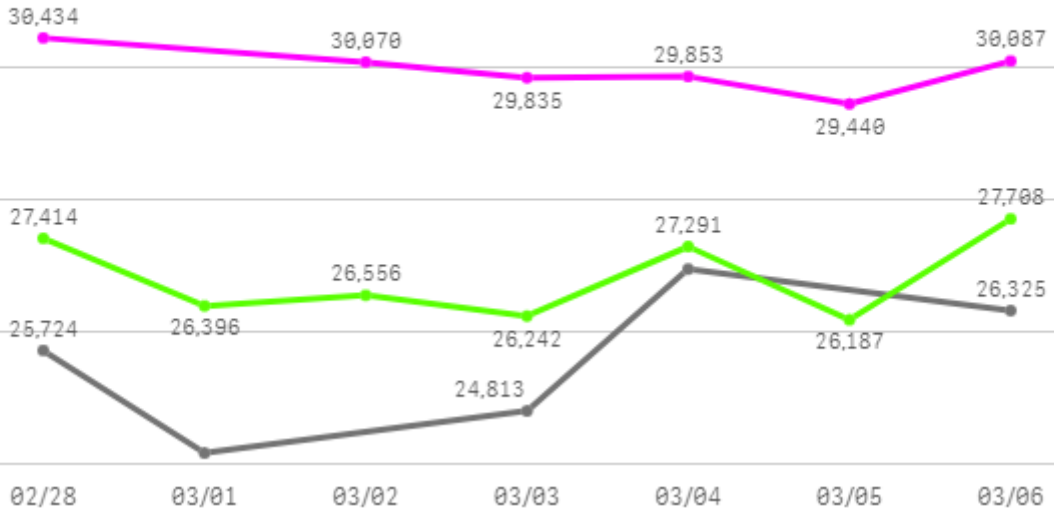
7

출하건수(천건)

2

주간 도매가격(원)

◆ 2026 ● 2025 ◆ 평년



구분	금주(A)	전주(B)	전월(C)	전년(D)	평년(E)	A/B	A/C	A/D	A/E
가격(원)	29,953	29,880	29,300	25,598	28,195	100.2%	102.2%	117.0%	106.2%

※ 상품 가격 기준

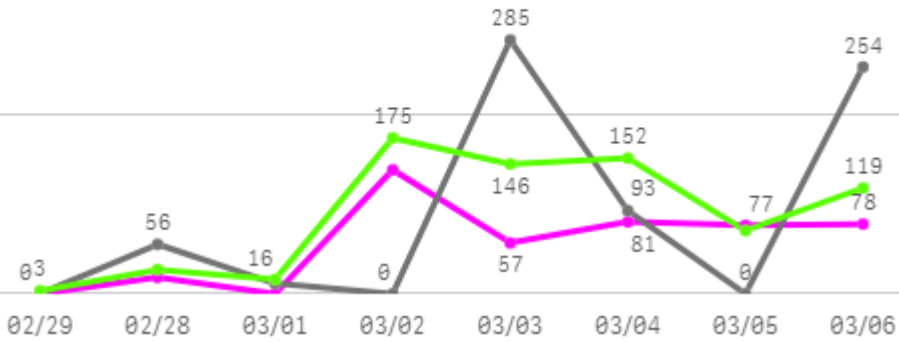
□ 바나나 수입(13Kg) 주간 가격

구분	Q	품종	Q	단량	Q	특	상	보통	하
2026-02-28		바나나 수입		13Kg		35,601	30,434	24,829	11,095
2026-03-02		바나나 수입		13Kg		35,386	30,070	22,943	10,218
2026-03-03		바나나 수입		13Kg		34,034	29,835	24,381	13,038
2026-03-04		바나나 수입		13Kg		35,153	29,853	25,050	15,168
2026-03-05		바나나 수입		13Kg		34,456	29,440	24,263	13,763
2026-03-06		바나나 수입		13Kg		35,620	30,087	24,797	13,227
평균						35,042	29,953	24,377	12,752

오렌지

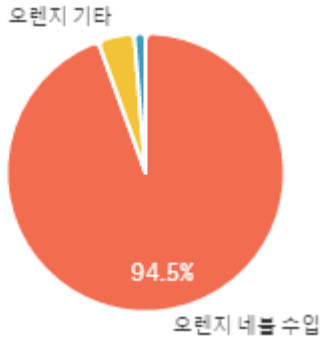
주간 반입량(톤)

◆ 2026 ● 2025 ▲ 평년

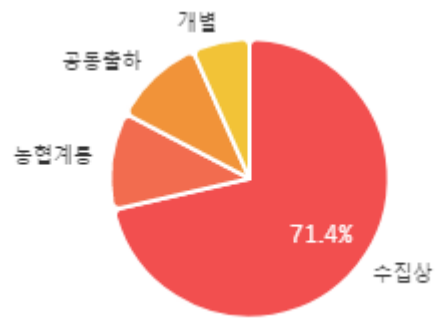


구분	금주(A)	전주(B)	전월(C)	전년(D)	평년(E)	A/B	A/C	A/D	A/E
물량(톤)	450	168	147	699	612	268.3%	305.6%	64.4%	73.6%

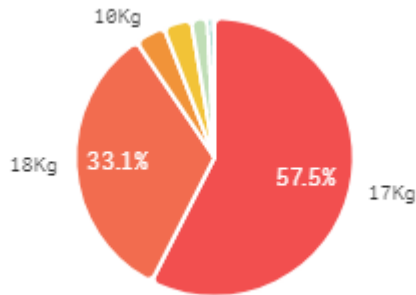
출하 품종별 거래물량 구성비



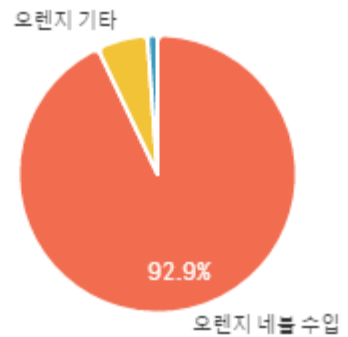
출하자별 거래물량 구성비



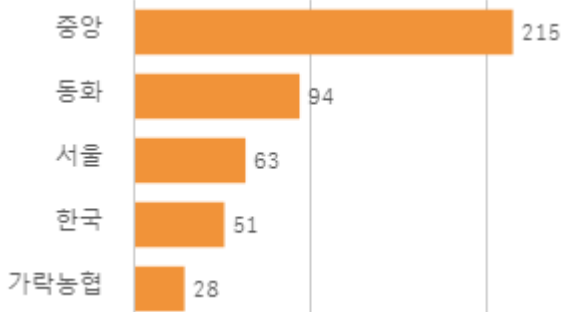
거래 단량별 물량 구성비



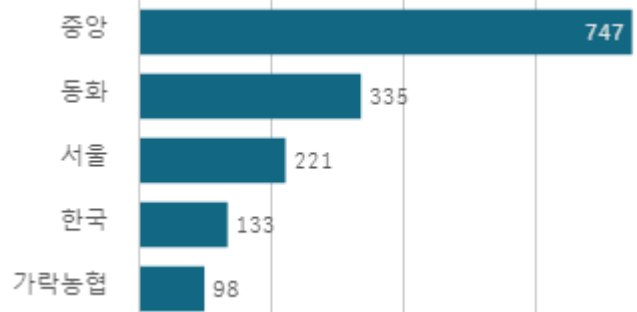
출하 품종별 거래금액 구성비



도매시장 법인별 거래물량(톤)

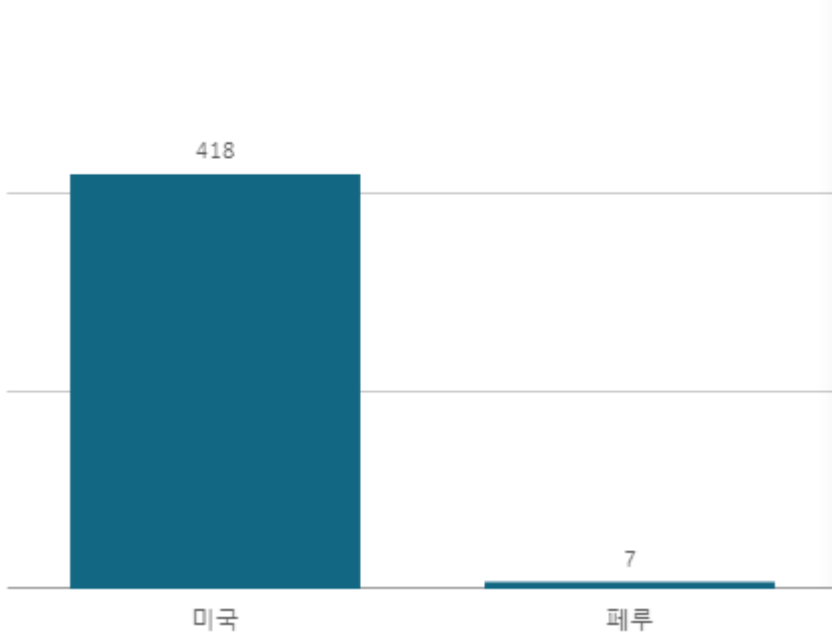


도매시장 법인별 거래금액(백만원)

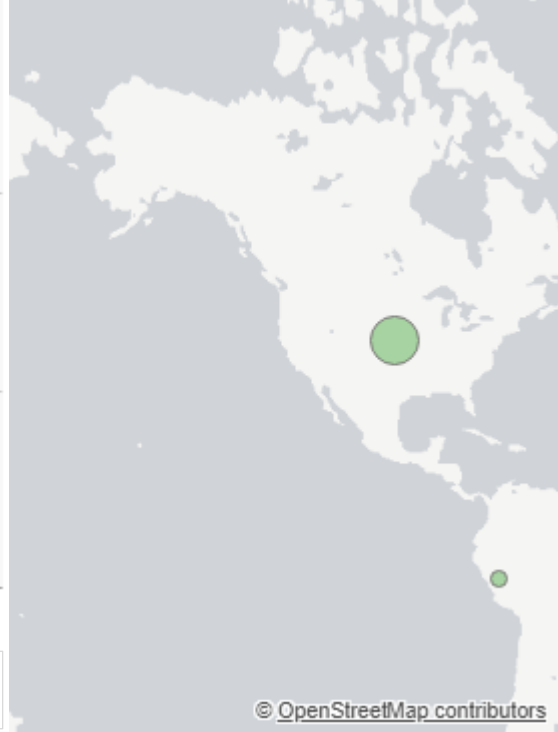


오렌지 네블 수입(17Kg)

산지별 거래물량(톤)



산지별 주출하 시군구



출하산지(개소)

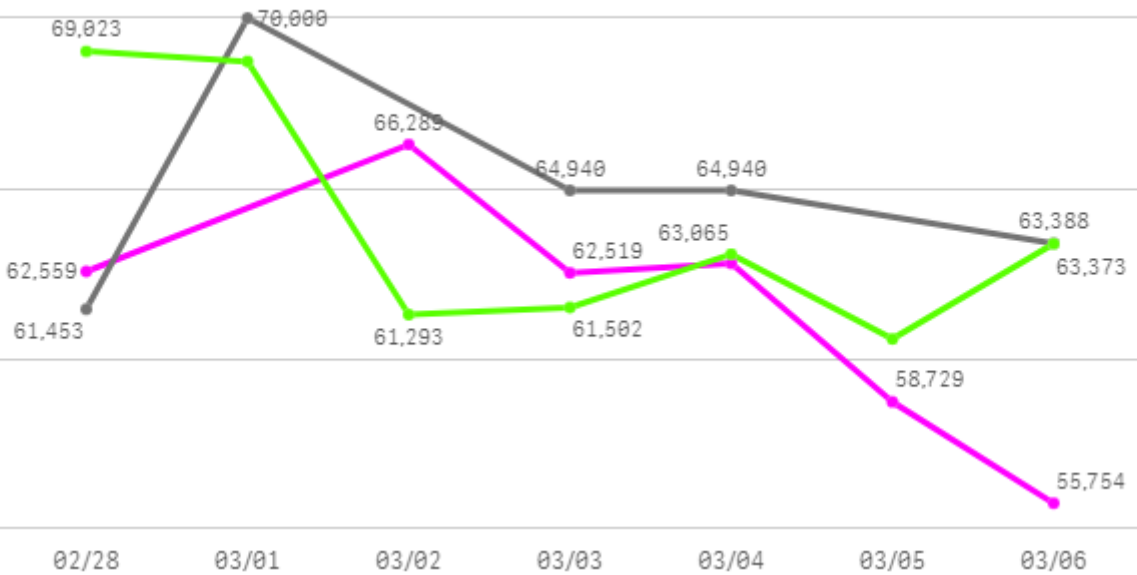
2

출하건수(천건)

0

주간 도매가격(원)

◆ 2026 ● 2025 ◆ 평년



구분	금주(A)	전주(B)	전월(C)	전년(D)	평년(E)	A/B	A/C	A/D	A/E
가격(원)	61,441	77,857	79,285	64,944	65,390	78.9%	77.5%	94.6%	94.0%

※ 상품 가격 기준

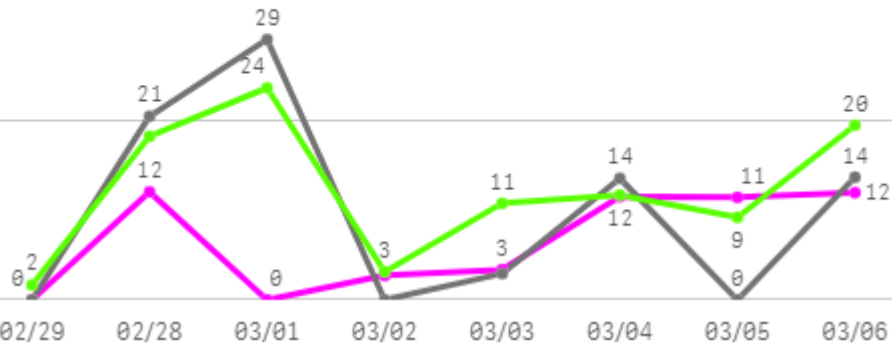
□ 오렌지 네블 수입(17Kg) 주간 가격

구분	Q	품종	Q	단량	Q	특	상	보통	하
2026-02-28		오렌지 네블 수입		17Kg		80,000	62,559	59,430	55,065
2026-03-02		오렌지 네블 수입		17Kg		70,411	66,289	58,465	52,085
2026-03-03		오렌지 네블 수입		17Kg		74,660	62,519	51,610	47,220
2026-03-04		오렌지 네블 수입		17Kg		73,339	62,798	52,837	43,386
2026-03-05		오렌지 네블 수입		17Kg		64,028	58,729	55,137	51,871
2026-03-06		오렌지 네블 수입		17Kg		60,632	55,754	46,920	37,397
평균						70,512	61,441	54,067	47,837

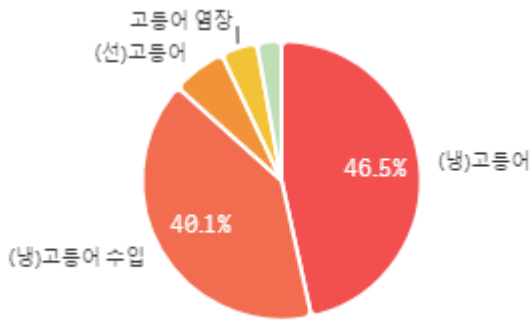
고등어

주간 반입량(톤)

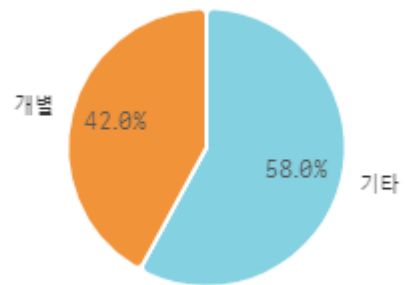
2026 (파란 선) 2025 (회색 선) 평년 (녹색 선)



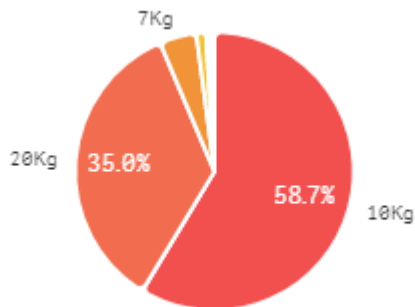
출하 품종별 거래물량 구성비



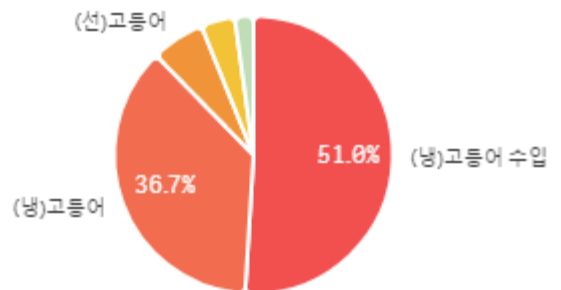
출하자별 거래물량 구성비



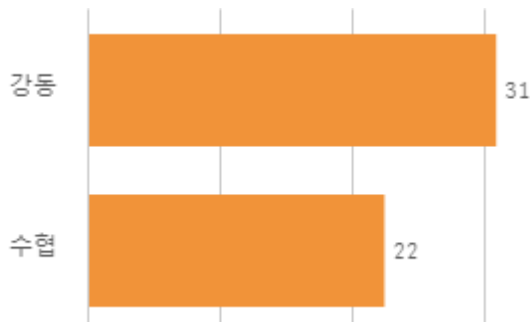
거래 단량별 물량 구성비



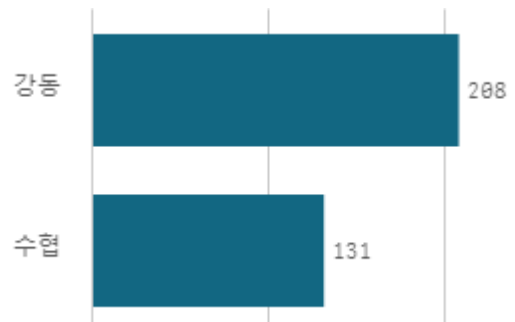
출하 품종별 거래금액 구성비



도매시장 법인별 거래물량(톤)

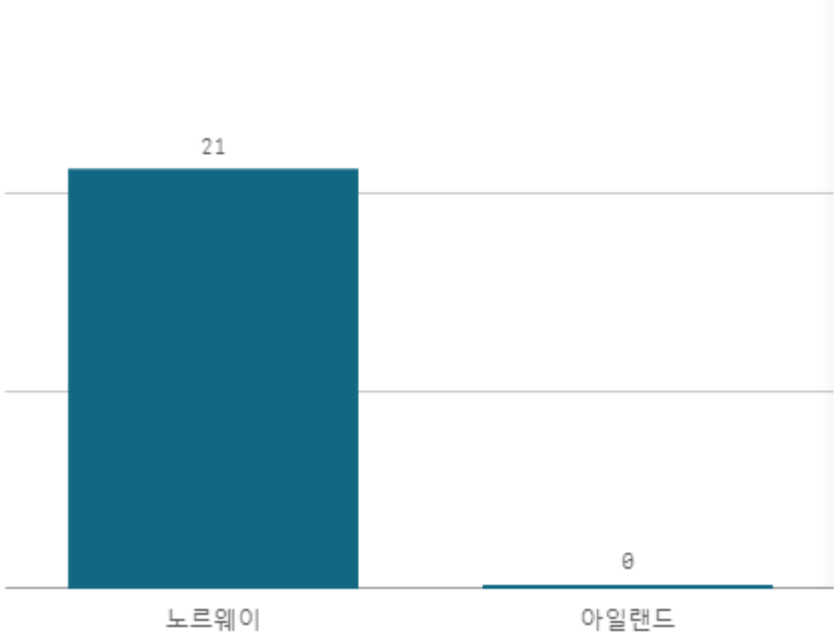


도매시장 법인별 거래금액(백만원)



(냉)고등어 수입(10Kg)

산지별 거래물량(톤)



산지별 주출하 시군구



출하산지(개소)

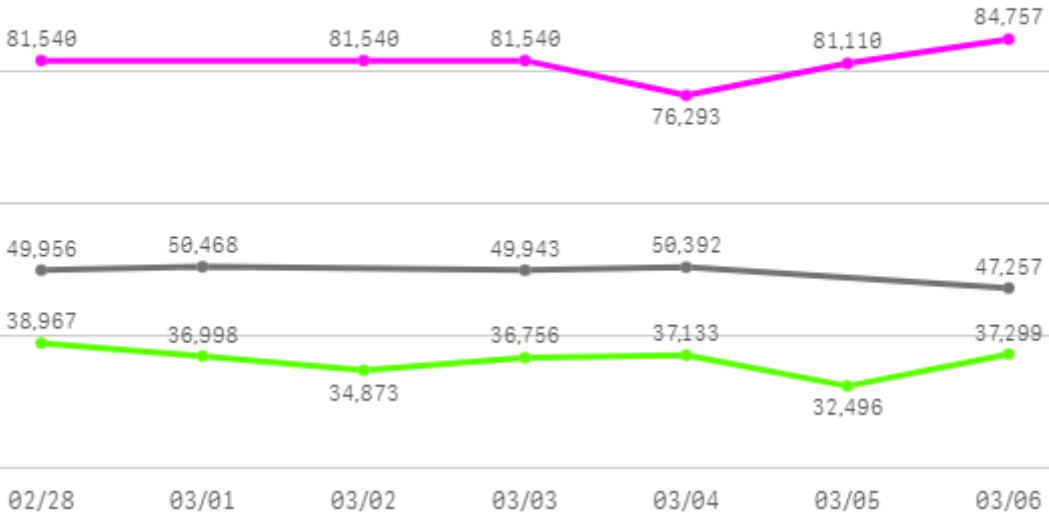
2

출하건수(천건)

0

주간 도매가격(원)

◆ 2026 ● 2025 ◆ 평년



구분	금주(A)	전주(B)	전월(C)	전년(D)	평년(E)	A/B	A/C	A/D	A/E
가격(원)	81,130	80,802	78,481	49,603	47,103	100.4%	103.4%	163.6%	172.2%

※ 상품 가격 기준

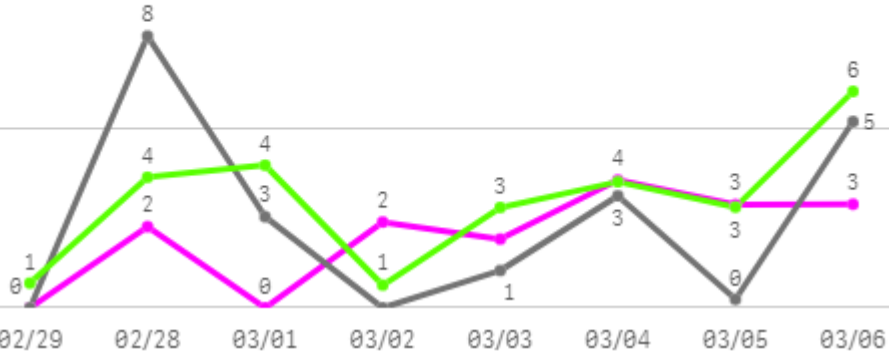
□ (냉)고등어 수입(10Kg) 주간 가격

구분	Q	품종	Q	단량	Q	특	상	보통	하
2026-02-28		(냉)고등어 수입		10Kg		-	81,540	-	-
2026-03-02		(냉)고등어 수입		10Kg		-	81,540	-	-
2026-03-03		(냉)고등어 수입		10Kg		-	81,540	-	-
2026-03-04		(냉)고등어 수입		10Kg		-	76,293	-	-
2026-03-05		(냉)고등어 수입		10Kg		-	81,110	-	-
2026-03-06		(냉)고등어 수입		10Kg		-	84,757	-	-
평균						-	81,130	-	-

갈치

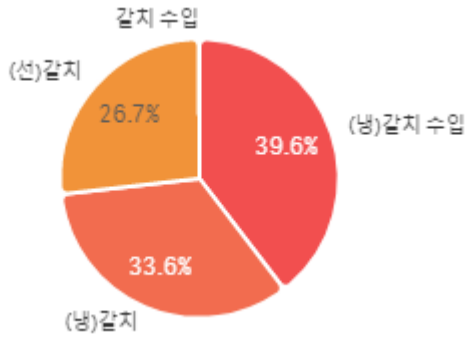
주간 반입량(톤)

◆ 2026 ● 2025 ▲ 평년

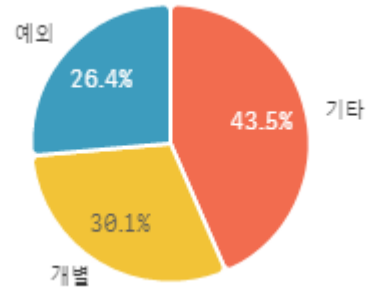


구분	금주(A)	전주(B)	전월(C)	전년(D)	평년(E)	A/B	A/C	A/D	A/E
물량(톤)	16	51	39	20	23	31.3%	40.7%	80.7%	68.9%

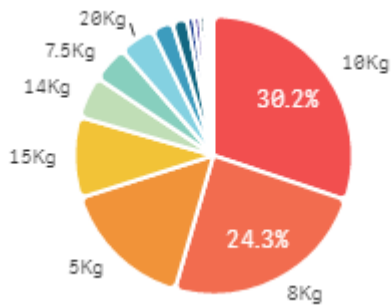
출하 품종별 거래물량 구성비



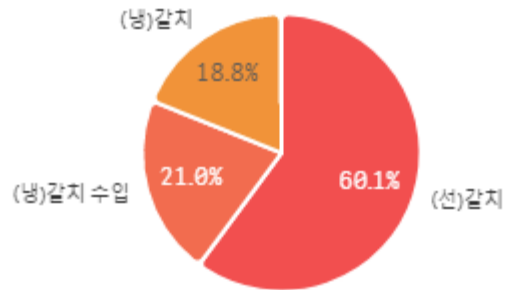
출하자별 거래물량 구성비



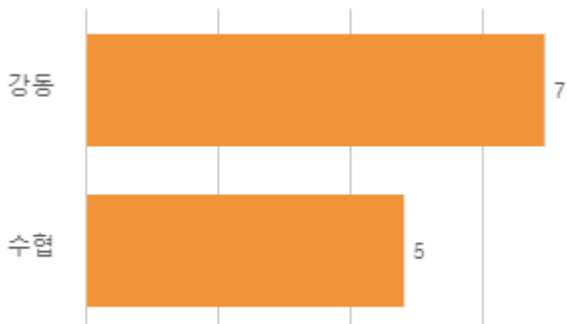
거래 단량별 물량 구성비



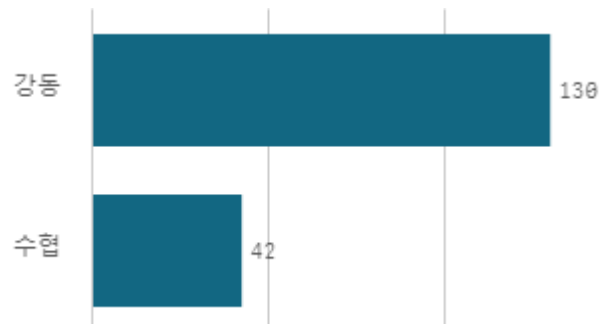
출하 품종별 거래금액 구성비



도매시장 법인별 거래물량(톤)

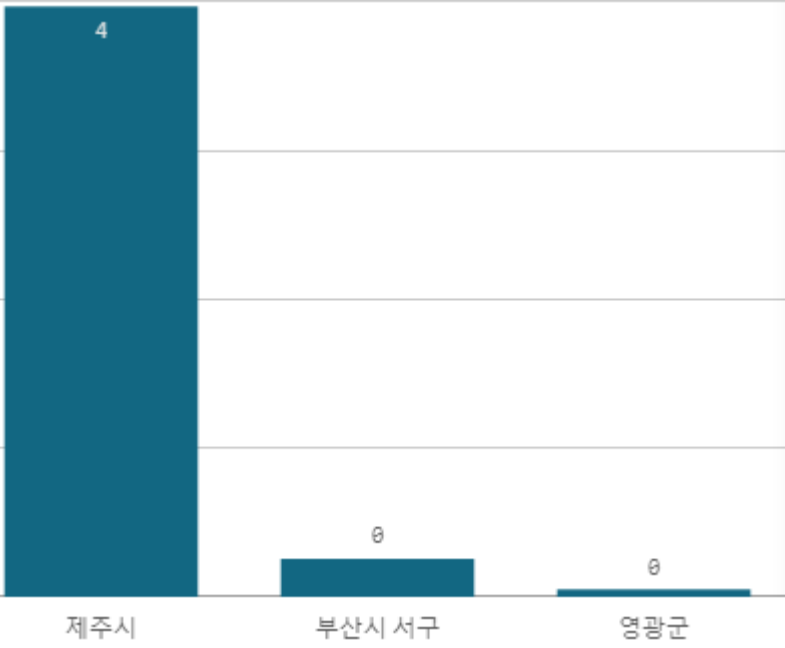


도매시장 법인별 거래금액(백만원)



(선)갈치(5Kg)

산지별 거래물량(톤)



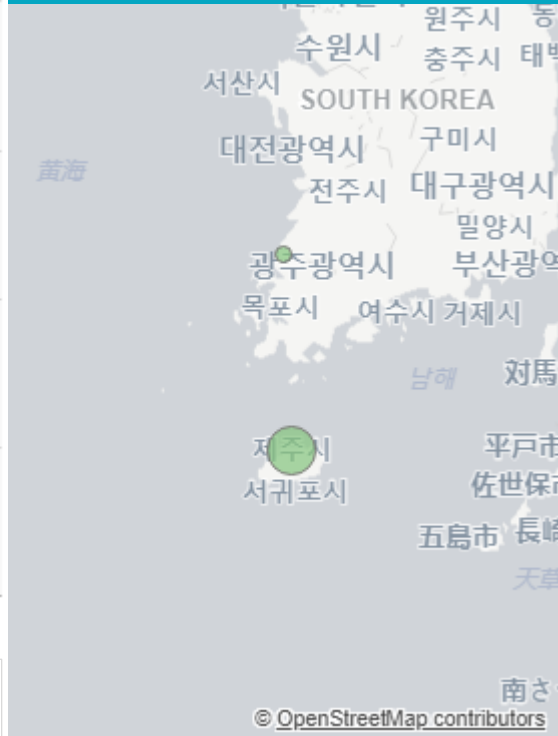
출하산지(개소)

3

출하건수(천건)

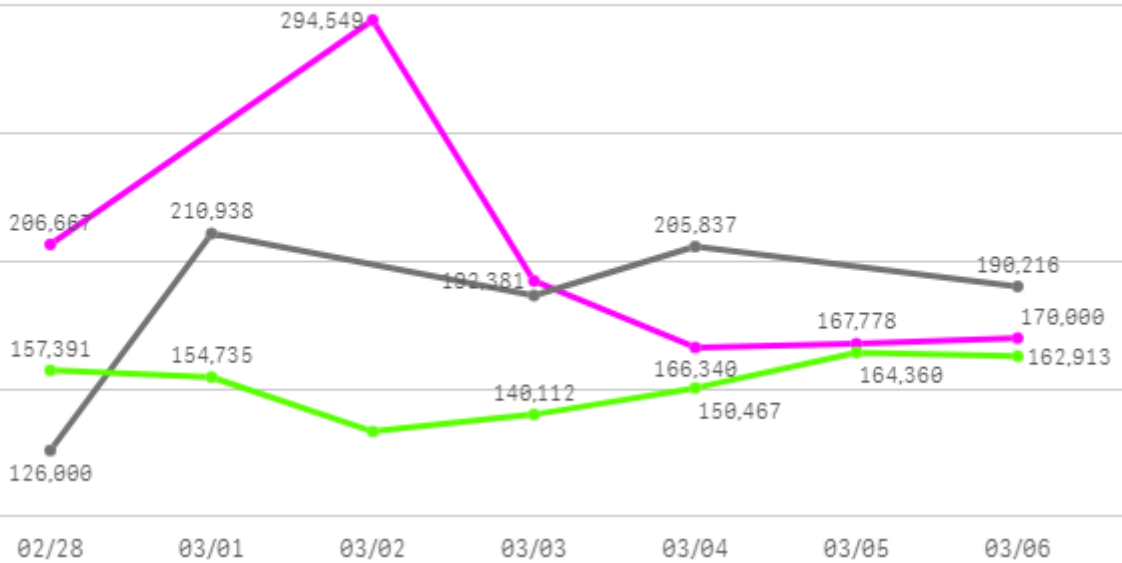
0

산지별 주출하 시군구



주간 도매가격(원)

◆ 2026 ◆ 2025 ◆ 평년



구분	금주(A)	전주(B)	전월(C)	전년(D)	평년(E)	A/B	A/C	A/D	A/E
가격(원)	199,619	181,045	182,578	183,935	171,952	110.3%	109.3%	108.5%	116.1%

※ 상품 가격 기준

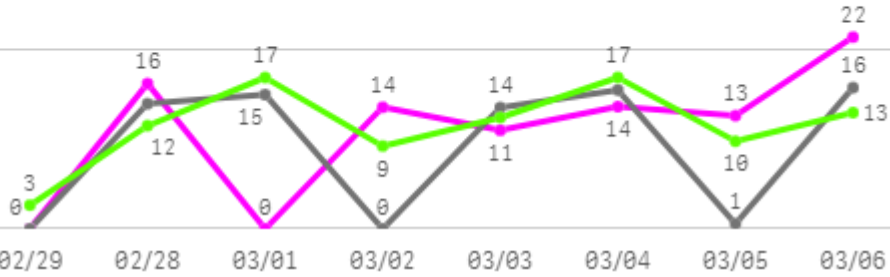
□ (선)갈치(5Kg) 주간 가격

구분	Q	품종	Q	단량	Q	특	상	보통	하
2026-02-28		(선)갈치		5Kg		-	206,667	154,205	131,000
2026-03-02		(선)갈치		5Kg		-	294,549	167,308	149,063
2026-03-03		(선)갈치		5Kg		-	192,381	156,818	118,472
2026-03-04		(선)갈치		5Kg		-	166,340	146,627	130,988
2026-03-05		(선)갈치		5Kg		-	167,778	152,741	138,913
2026-03-06		(선)갈치		5Kg		-	170,000	160,000	150,000
평균						-	199,619	156,283	136,406

홍합

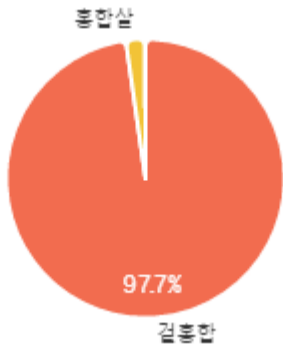
주간 반입량(톤)

◆ 2026 ● 2025 ▲ 평년

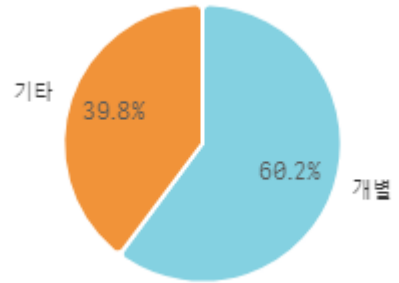


구분	금주(A)	전주(B)	전월(C)	전년(D)	평년(E)	A/B	A/C	A/D	A/E
물량(톤)	89	80	153	75	88	111.0%	58.0%	119.0%	100.7%

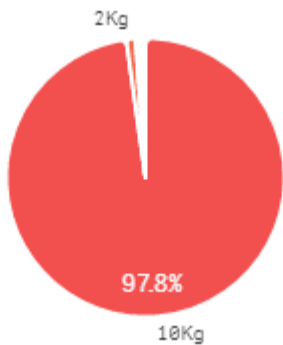
출하 품종별 거래물량 구성비



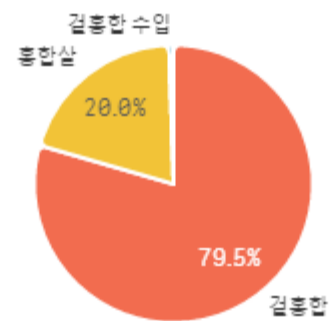
출하자별 거래물량 구성비



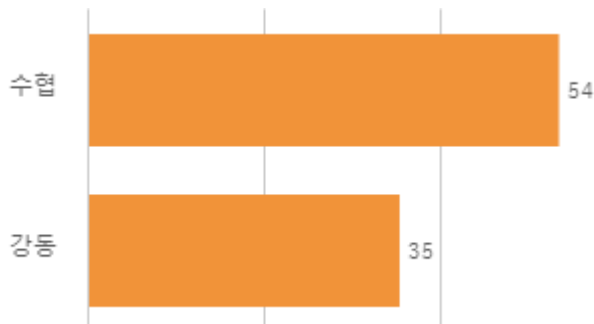
거래 단량별 물량 구성비



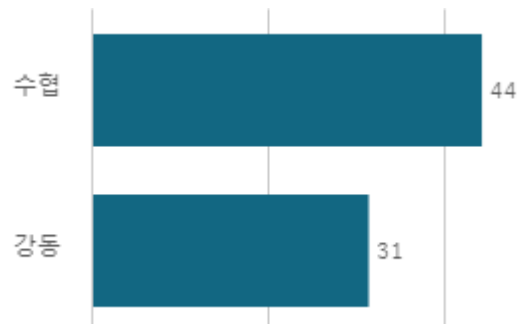
출하 품종별 거래금액 구성비



도매시장 법인별 거래물량(톤)

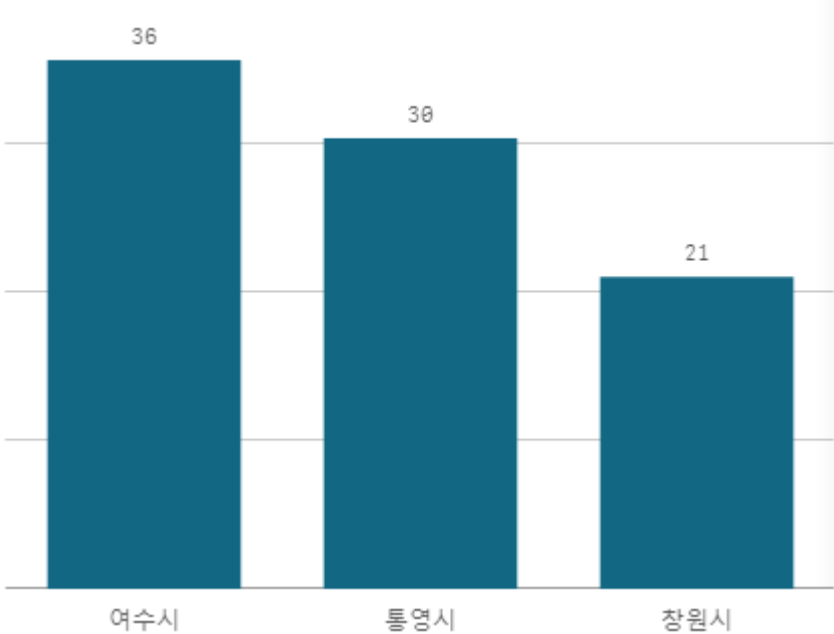


도매시장 법인별 거래금액(백만원)



겉흙합(10Kg)

산지별 거래물량(톤)



산지별 주출하 시군구



출하산지(개소)

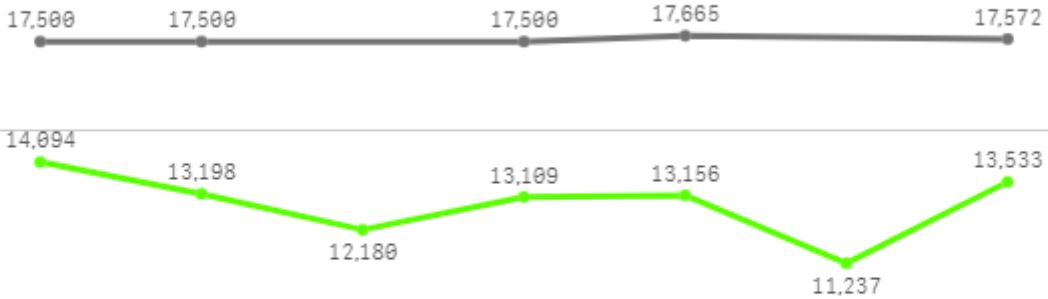
3

출하건수(천건)

1

주간 도매가격(원)

◆ 2026 ● 2025 ◆ 평년



02/28 03/01 03/02 03/03 03/04 03/05 03/06

구분	금주(A)	전주(B)	전월(C)	전년(D)	평년(E)	A/B	A/C	A/D	A/E
가격(원)	8,000	8,168	8,994	17,547	12,744	97.9%	89.0%	45.6%	62.8%

※ 상품 가격 기준

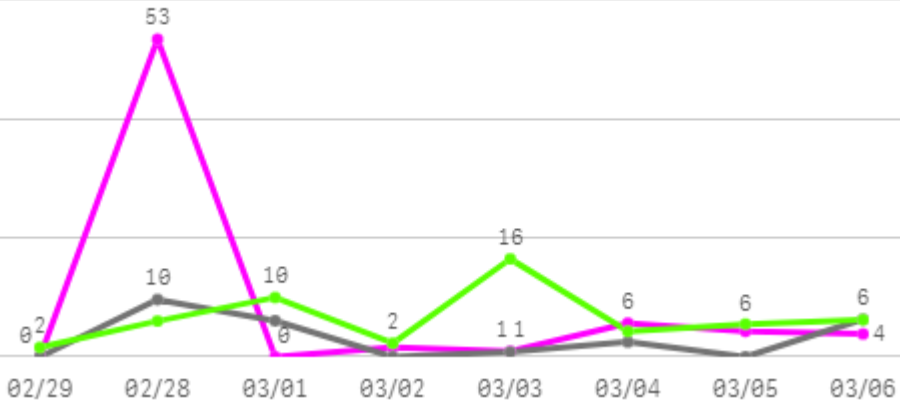
□ 곁훙합(10Kg) 주간 가격

구분	Q	품종	Q	단량	Q	특	상	보통	하
2026-02-28		곁훙합		10Kg		-	8,000	7,034	6,150
2026-03-02		곁훙합		10Kg		-	8,000	7,070	5,696
2026-03-03		곁훙합		10Kg		-	8,000	7,593	7,000
2026-03-04		곁훙합		10Kg		-	8,000	7,147	5,845
2026-03-05		곁훙합		10Kg		-	8,000	6,498	3,194
2026-03-06		곁훙합		10Kg		-	8,000	7,254	7,000
평균						-	8,000	7,099	5,814

오징어

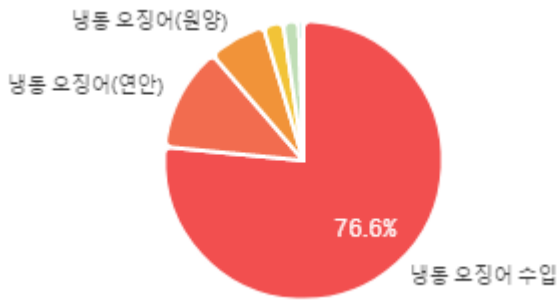
주간 반입량(톤)

2026 2025 평년

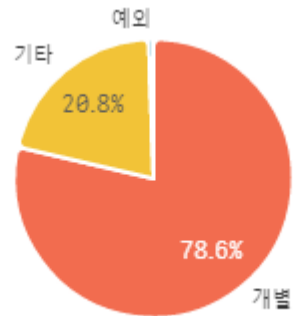


구분	금주(A)	전주(B)	전월(C)	전년(D)	평년(E)	A/B	A/C	A/D	A/E
물량(톤)	70	34	59	25	56	202.7%	118.8%	275.1%	123.5%

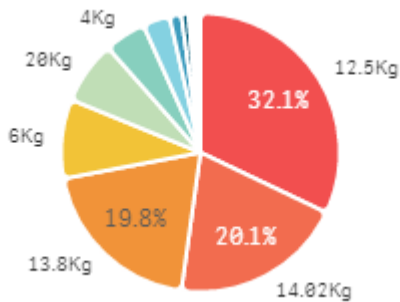
출하 품종별 거래물량 구성비



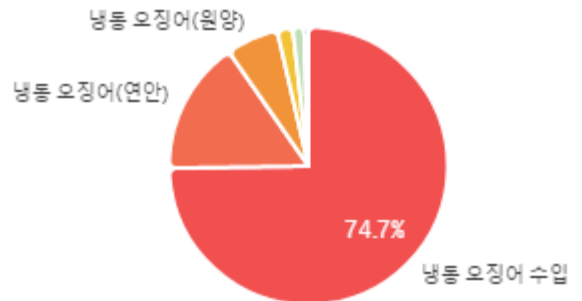
출하자별 거래물량 구성비



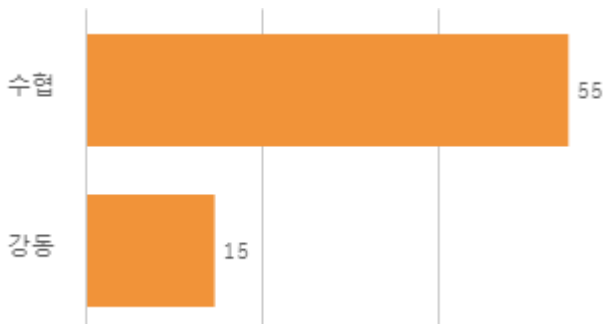
거래 단량별 물량 구성비



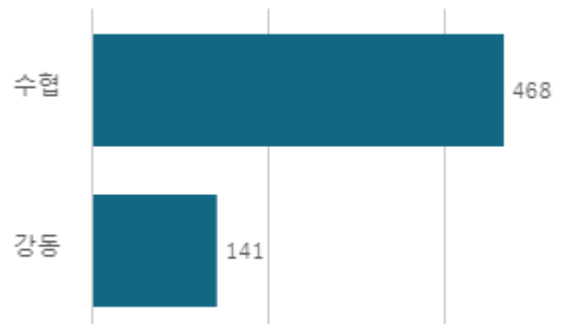
출하 품종별 거래금액 구성비



도매시장 법인별 거래물량(톤)

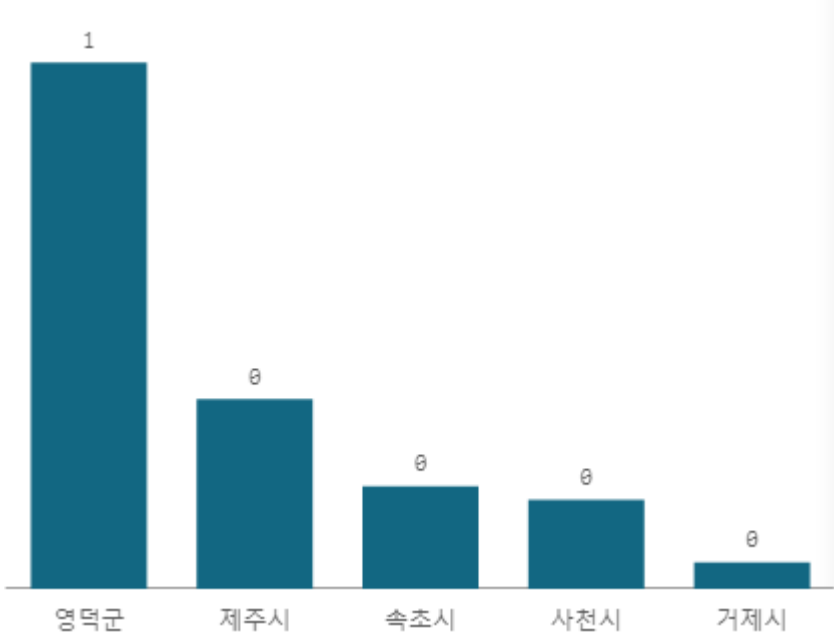


도매시장 법인별 거래금액(백만원)



물오징어(6Kg)

산지별 거래물량(톤)



출하산지(개소)

5

출하건수(천건)

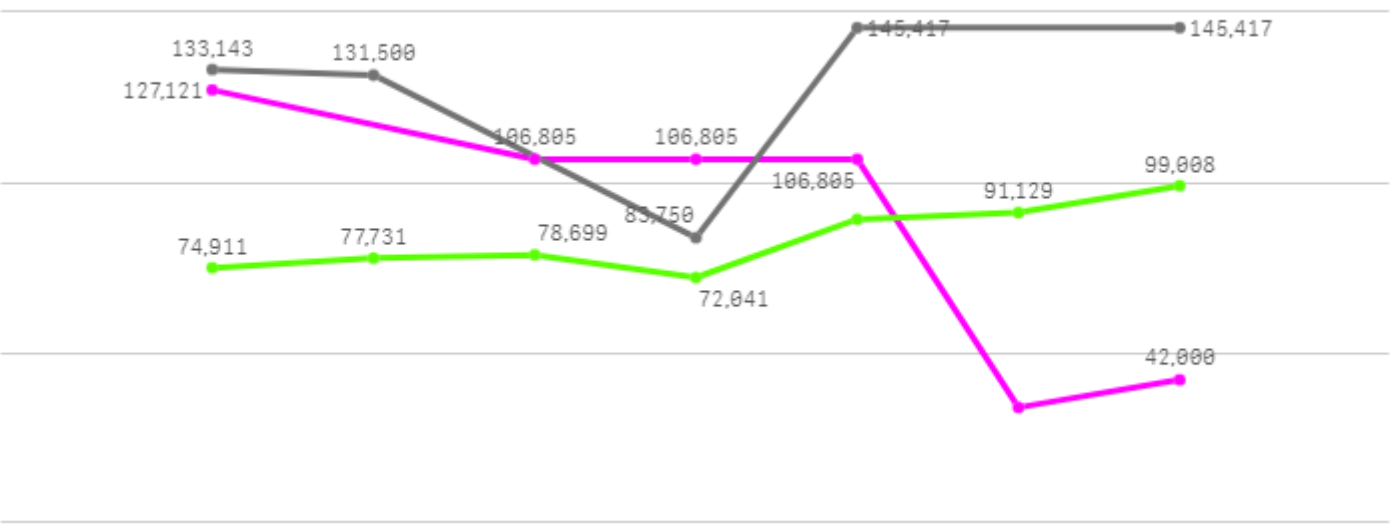
0

산지별 주출하 시군구



주간 도매가격(원)

◆ 2026 ● 2025 ◆ 평년



02/28 03/01 03/02 03/03 03/04 03/05 03/06

구분	금주(A)	전주(B)	전월(C)	전년(D)	평년(E)	A/B	A/C	A/D	A/E
가격(원)	87,239	131,682	122,292	127,845	85,243	66.3%	71.3%	68.2%	102.3%

※ 상품 가격 기준

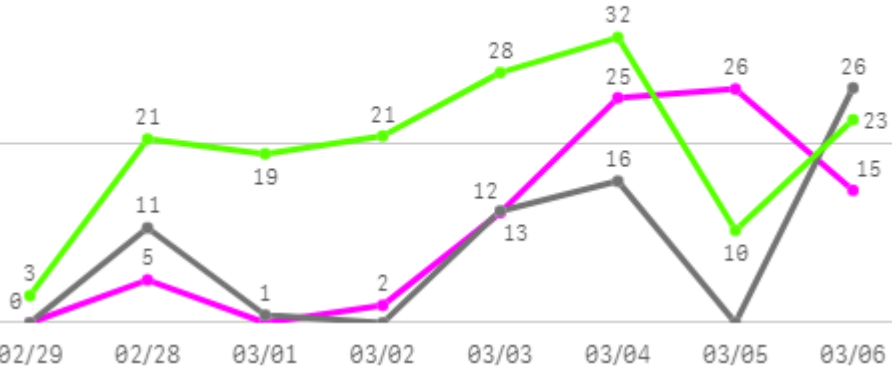
□ 물오징어(6Kg) 주간 가격

구분	Q	품종	Q	단량	Q	특	상	보통	하
2026-02-28		물오징어		6Kg		-	127,121	80,679	58,000
2026-03-02		물오징어		6Kg		-	106,805	64,516	32,836
2026-03-03		물오징어		6Kg		-	106,805	64,516	32,836
2026-03-04		물오징어		6Kg		-	106,805	64,516	32,836
2026-03-05		물오징어		6Kg		-	33,900	26,000	25,231
2026-03-06		물오징어		6Kg		-	42,000	40,250	27,429
평균						-	87,239	56,746	34,861

건멸치

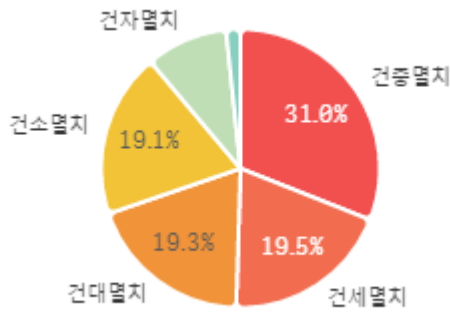
주간 반입량(톤)

2026 (pink) 2025 (grey) 평년 (green)

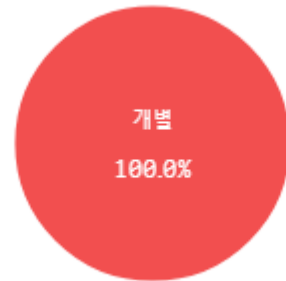


구분	금주(A)	전주(B)	전월(C)	전년(D)	평년(E)	A/B	A/C	A/D	A/E
물량(톤)	85	203	234	66	140	42.1%	36.6%	128.9%	61.0%

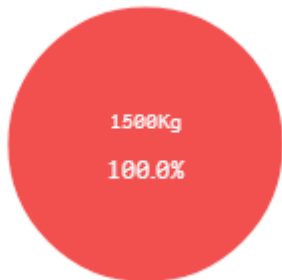
출하 품종별 거래물량 구성비



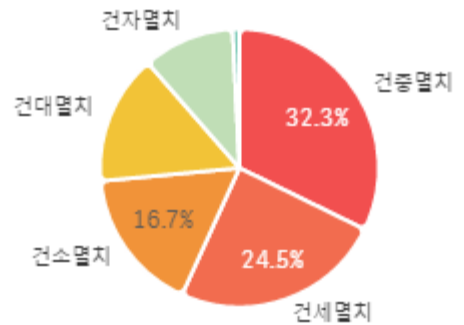
출하자별 거래물량 구성비



거래 단량별 물량 구성비



출하 품종별 거래금액 구성비



도매시장 법인별 거래물량(톤)

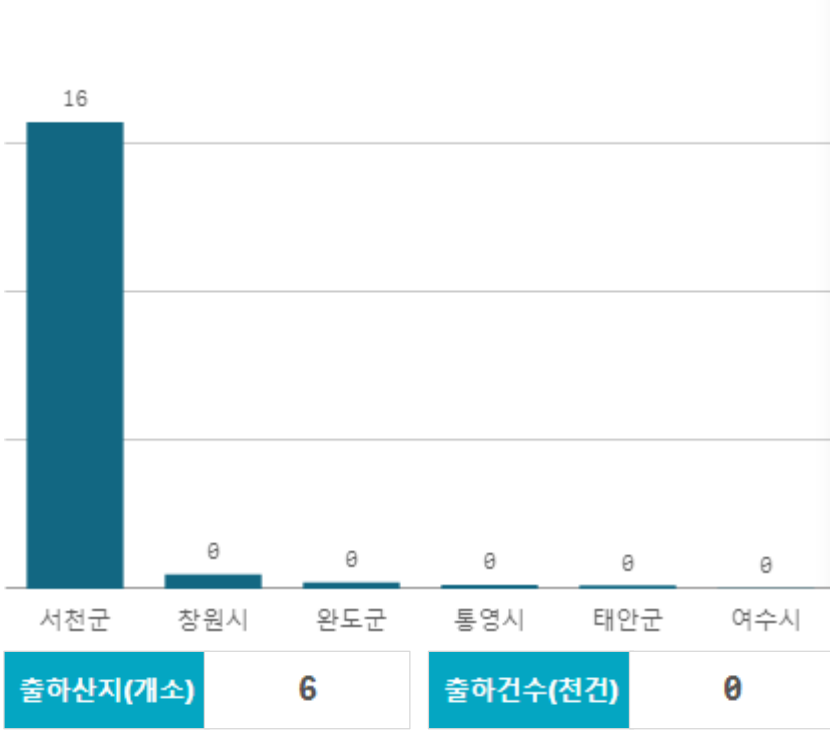


도매시장 법인별 거래금액(백만원)



건세멸치(1.5Kg)

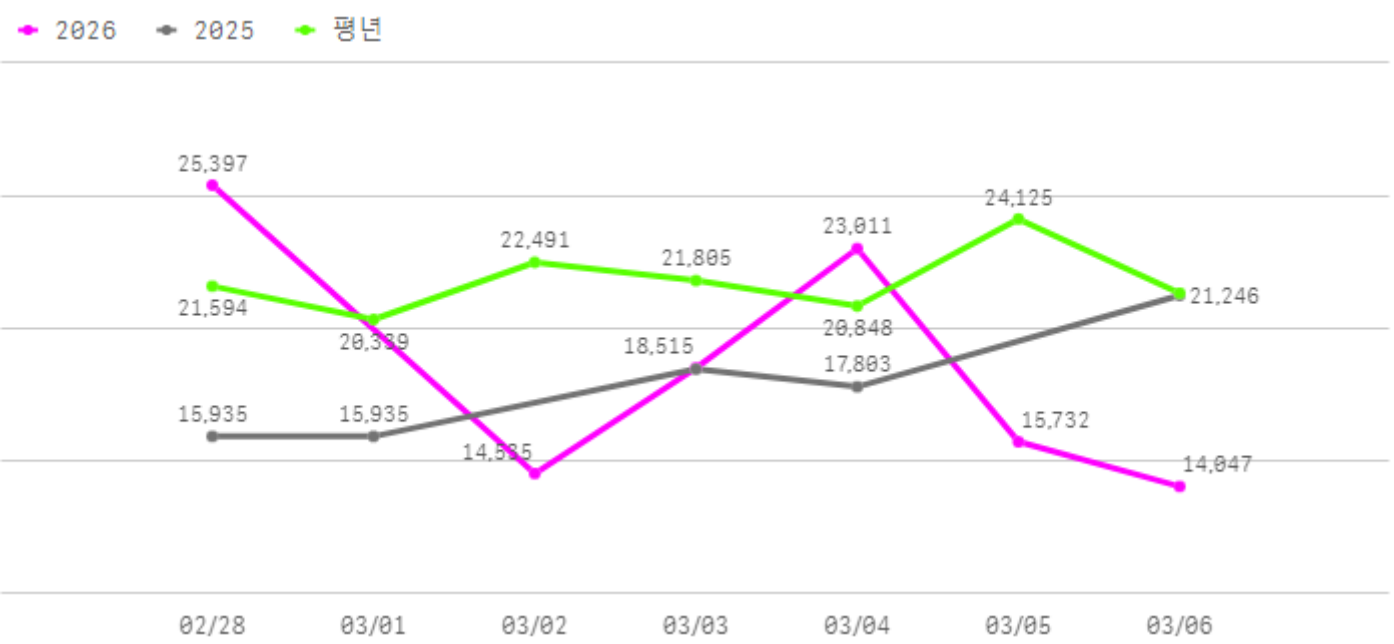
산지별 거래물량(톤)



산지별 주출하 시군구



주간 도매가격(원)



구분	금주(A)	전주(B)	전월(C)	전년(D)	평년(E)	A/B	A/C	A/D	A/E
가격(원)	18,540	19,808	22,049	17,877	21,305	93.6%	84.1%	103.7%	87.0%

※ 상품 가격 기준

□ 건세멸치(1.5Kg) 주간 가격

구분	Q	품종	Q	단량	Q	특	상	보통	하
2026-02-28		건세멸치		1.5Kg		-	25,397	14,025	5,666
2026-03-02		건세멸치		1.5Kg		-	14,535	8,453	1,308
2026-03-03		건세멸치		1.5Kg		-	18,515	16,076	11,189
2026-03-04		건세멸치		1.5Kg		-	23,011	17,332	13,122
2026-03-05		건세멸치		1.5Kg		-	15,732	12,262	9,587
2026-03-06		건세멸치		1.5Kg		-	14,047	11,551	6,707
평균						-	18,540	13,283	7,930