

---

2026년 가락시장

# 주요 품목 주간 거래동향

---

2월 3주차 주요 동향

[2026. 2.14. ~ 2.20.]



서울특별시농수산물공사

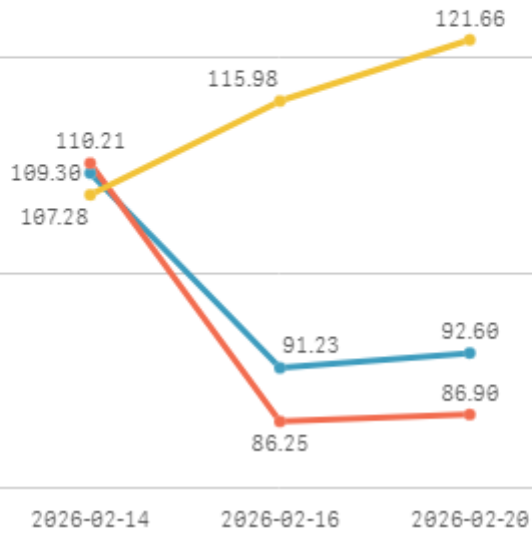
[데이터전략팀]

# 1. 주간 표준지수

※ 직전 5개년 평균가격을 지수 100으로 산정하여 100 이상일 경우 평년보다 상승, 100 이하일 경우 평년보다 하락

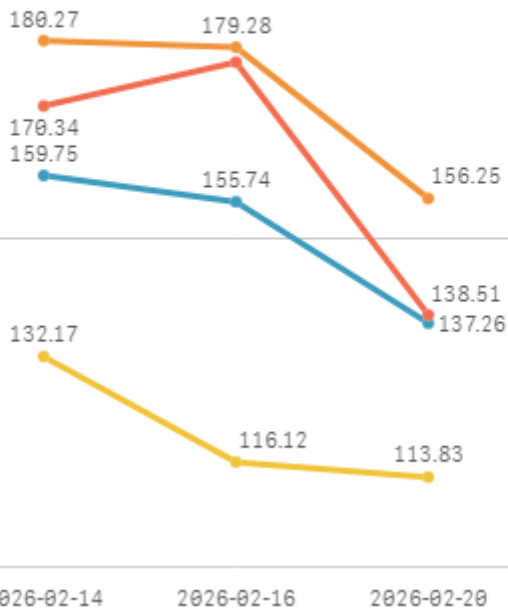
## □ 청과부류

합계    채소계    과일계



## □ 수산부류

합계    생선류    조개류    건어류



## 2. 2월 3주차 주요 품목 주간 거래동향

### 주요 품목(종) 주간동향 (2026.02.14 ~ 02.20)

품종 단위	Q	금주평균	전주평균	전월평균	전년평균	5년평균 가격	전주대비	전월대비	전년대비	5년평균 대비
(냉)고등어 수입(10키로상자)		76,704	79,958	82,131	49,542	42,930	-4% ▼	-7% ▼	55% ▲	79% ▲
(선)갈치(5키로상자)		248,553	225,618	164,477	227,208	176,446	10% ▲	51% ▲	9% ▲	41% ▲
가지(8키로상자)		31,148	38,251	36,168	37,041	32,389	-19% ▼	-14% ▼	-16% ▼	-4% ▼
감글 하우스(5키로상자)		28,245	30,772	21,897	38,245	28,940	-8% ▼	29% ▲	-26% ▼	-2% ▼
감자 수미(햇)(20키로상자)		56,049	61,148	52,476	67,559	60,163	-8% ▼	7% ▲	-17% ▼	-7% ▼
건세 열치(1.5키로상자)		18,836	18,194	20,218	15,799	20,631	4% ▲	-7% ▼	19% ▲	-9% ▼
겉홍합(10키로망대)		8,875	8,915	8,978	17,648	14,058	-0% ▼	-1% ▼	-50% ▼	-37% ▼
간마늘 대서(20키로)		155,850	155,834	155,779	145,317	147,951	0% ▲	0% ▲	7% ▲	5% ▲
단감 부유(10키로상자)		45,261	38,505	34,663	40,082	46,262	18% ▲	31% ▲	13% ▲	-2% ▼
당근(20키로상자)		22,779	28,243	22,738	57,016	37,920	-19% ▼	0% ▲	-60% ▼	-40% ▼
대추방울토마토(3키로상자)		17,475	17,537	17,605	20,517	18,317	-0% ▼	-1% ▼	-15% ▼	-5% ▼
대파(일반)(1키로단)		1,762	2,106	1,412	1,899	1,956	-16% ▼	25% ▲	-7% ▼	-10% ▼
돌미나리(4키로상자)		40,137	41,700	46,384	36,375	30,151	-4% ▼	-13% ▼	10% ▲	33% ▲
딸기 설향(2키로상자)		24,019	25,078	34,757	24,955	22,479	-4% ▼	-31% ▼	-4% ▼	7% ▲
만감 천혜향(9키로상자)		46,291	46,732	44,689	56,101	58,799	-1% ▼	4% ▲	-17% ▼	-21% ▼
무(20키로상자)		14,816	16,338	12,792	27,741	15,952	-9% ▼	16% ▲	-47% ▼	-7% ▼
물오징어(6키로상자)		134,745	140,704	111,887	135,036	87,790	-4% ▼	20% ▲	-0% ▼	53% ▲
바나나 수입(13키로상자)		29,552	29,322	28,393	24,228	26,998	1% ▲	4% ▲	22% ▲	9% ▲
배 신고(15키로상자)		62,439	51,014	47,576	61,934	56,731	22% ▲	31% ▲	1% ▲	10% ▲
배추(10키로망대)		8,800	8,797	8,723	13,789	9,203	0% ▲	1% ▲	-36% ▼	-4% ▼
백다다기오이(100개)		60,687	78,159	70,691	79,857	74,604	-22% ▼	-14% ▼	-24% ▼	-19% ▼
볼등배추(15키로상자)		28,846	49,221	27,476	33,383	37,627	-41% ▼	5% ▲	-14% ▼	-23% ▼
부추(일반)(500그람단)		4,190	4,295	2,507	5,002	4,234	-2% ▼	67% ▲	-16% ▼	-1% ▼
브로콜리 극산(8키로상자)		25,322	40,005	34,948	30,152	25,564	-37% ▼	-28% ▼	-16% ▼	-1% ▼
빨강 파프리카(5키로상자)		56,596	53,010	28,456	38,961	40,945	7% ▲	99% ▲	45% ▲	38% ▲
사과 부사(10키로상자)		50,950	54,602	75,686	71,613	47,875	-7% ▼	-33% ▼	-29% ▼	6% ▲
상추 포기참(4키로상자)		11,958	15,989	27,231	10,762	12,391	-25% ▼	-56% ▼	11% ▲	-3% ▼
새송이버섯(2키로상자)		9,298	11,000	6,752	7,379	7,041	-16% ▼	38% ▲	26% ▲	32% ▲
시금치(4키로상자)		14,278	18,326	14,075	17,474	16,234	-22% ▼	1% ▲	-18% ▼	-12% ▼
알배기배추(8키로상자)		17,770	23,322	14,482	22,166	19,689	-24% ▼	23% ▲	-20% ▼	-10% ▼
애호박(20개)		30,911	39,388	32,484	34,708	33,854	-22% ▼	-5% ▼	-11% ▼	-9% ▼
양배추(8키로망대)		8,310	8,042	5,965	12,720	7,702	3% ▲	39% ▲	-35% ▼	8% ▲
양상추(일반)(12개)		15,447	14,997	11,977	16,734	18,918	3% ▲	29% ▲	-8% ▼	-18% ▼
양파(1키로)		1,097	1,008	1,043	1,559	1,184	9% ▲	5% ▲	-30% ▼	-7% ▼
열무(4키로상자)		9,936	12,392	15,158	11,064	10,577	-20% ▼	-34% ▼	-10% ▼	-6% ▼
오이맛고추(10키로상자)		91,056	86,042	79,565	67,983	90,781	6% ▲	14% ▲	34% ▲	0% ▲
쪽파(10키로상자)		53,023	65,450	54,274	96,938	64,859	-19% ▼	-2% ▼	-45% ▼	-18% ▼
참외(일반)(10키로상자)		63,394	82,359	89,671	83,742	83,156	-23% ▼	-29% ▼	-24% ▼	-24% ▼
청경채(4키로상자)		10,269	15,176	14,340	8,990	10,752	-32% ▼	-28% ▼	14% ▲	-4% ▼
청양고추(10키로상자)		117,372	133,439	87,759	65,549	116,087	-12% ▼	34% ▲	79% ▲	1% ▲
콜라비(일반)(15키로상자)		40,930	43,611	32,754	33,473	25,283	-6% ▼	25% ▲	22% ▲	62% ▲
토마토(5키로상자)		12,109	15,293	14,832	21,663	18,842	-21% ▼	-18% ▼	-44% ▼	-36% ▼
팽이버섯(5키로상자)		18,577	17,838	9,700	13,955	12,734	4% ▲	92% ▲	33% ▲	46% ▲

## □ 품종별 등락가격 비교(전주대비)

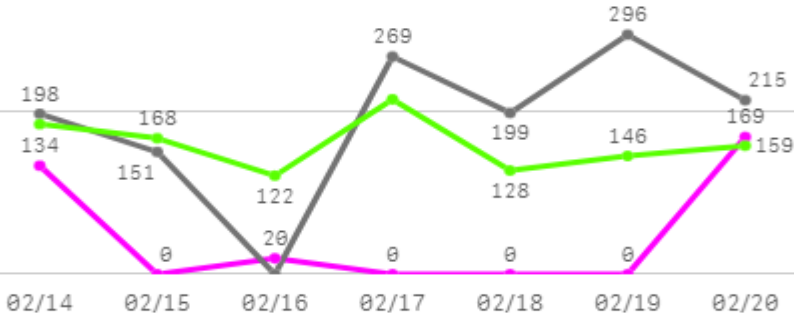
구분	품목(종)명
상승 품목(종)	(선)갈치(10%),단감 부유(18%),배 신고(22%),빨강 파프리카(7%),양파(9%),오이맛고추(6%),포도 샤인머스켓(18%)
하락 품목(종)	가지(-19%),감귤 하우스(-8%),감자 수미(햇)(-8%),당근(-19%),대파(일반)(-16%),무(-9%),백다다기 오이(-22%),봄동배추(-41%),브로콜리 국산(-37%),사과 부사(-7%),상추 포기잡(-25%),새송이버섯(-16%),시금치(-22%),알배기배추(-24%),애호박(-22%),열무(-20%),쪽파(-19%),참외(일반)(-23%),청경채(-32%),청양고추(-12%),콜라비(일반)(-6%),토마토(-21%),호박밤 고구마(-6%)
보합 품목(종)(+5%)	(냉)고등어 수입,건세멸치,걸홍합,깐마늘 대서,대추방울토마토,돌미나리,딸기 설향,만감 천혜향,물오징어,바나나 수입,배추,부추(일반),양배추,양상추(일반),팽이버섯

# 3. 2월 3주차 주요 품목(종)별 주간 거래동향

## 고구마

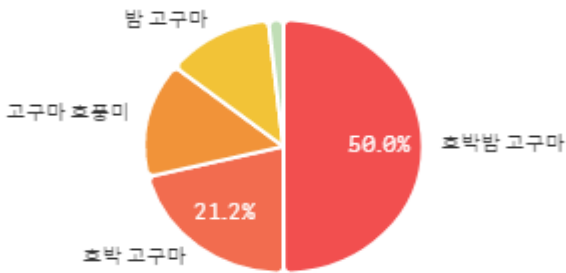
주간 반입량(톤)

2026 2025 평년

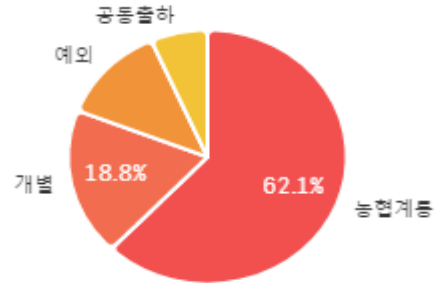


구분	금주(A)	전주(B)	전월(C)	전년(D)	평년(E)	A/B	A/C	A/D	A/E
물량(톤)	323	1,287	1,282	1,327	1,020	25.1%	25.2%	24.4%	31.7%

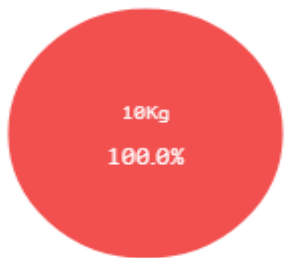
출하 품종별 거래물량 구성비



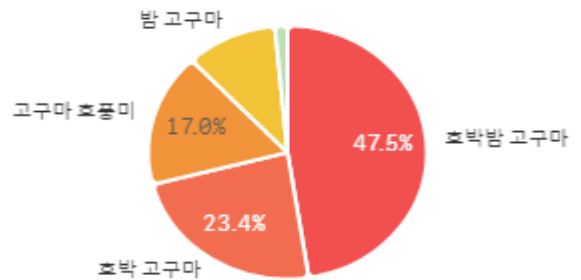
출하자별 거래물량 구성비



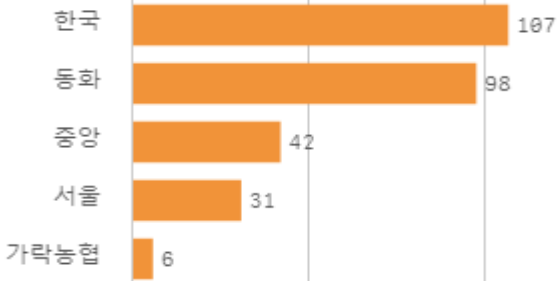
거래 단량별 물량 구성비



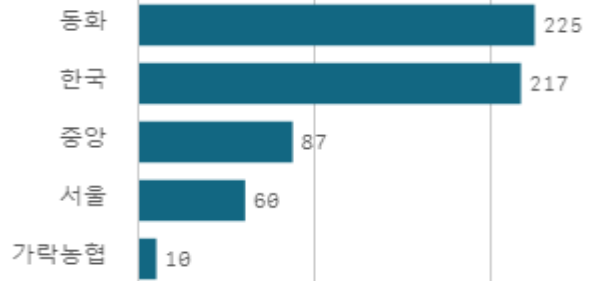
출하 품종별 거래금액 구성비



도매시장 법인별 거래물량(톤)

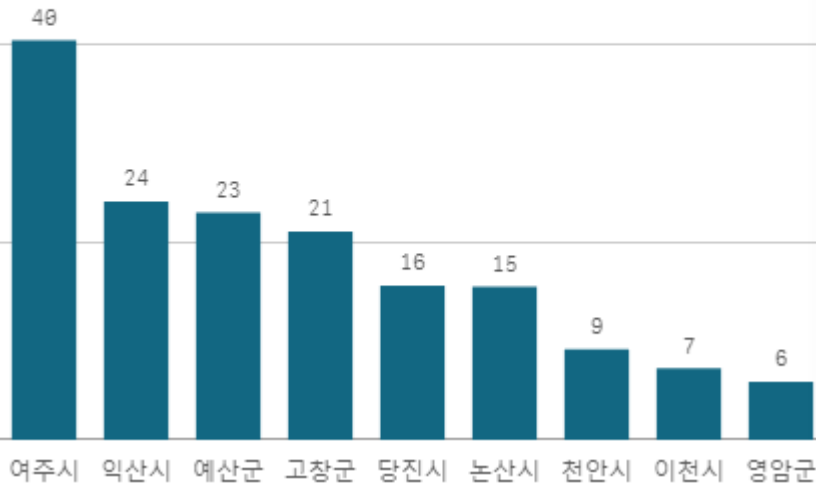


도매시장 법인별 거래금액(백만원)



# 호박밤 고구마(10Kg)

산지별 거래물량(톤)



출하산지(개소)

9

출하건수(천건)

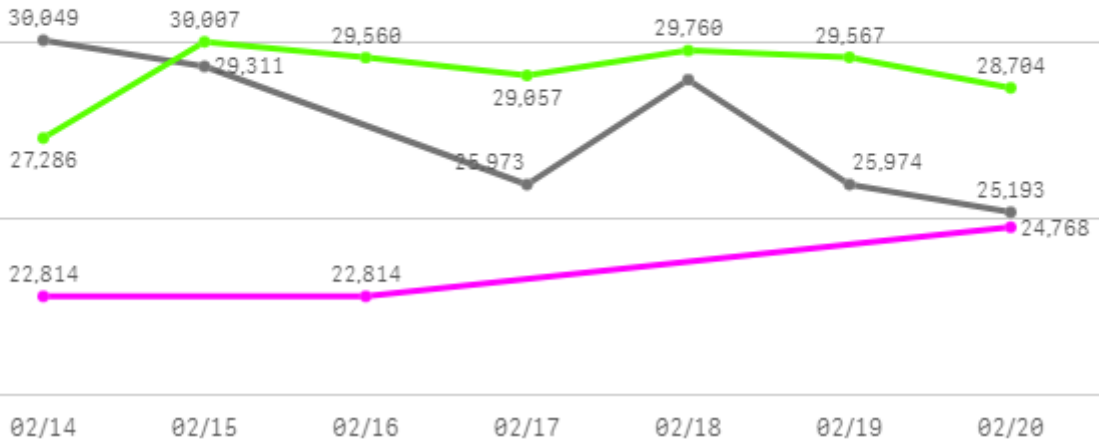
0

산지별 주출하 시군구



주간 도매가격(원)

◆ 2026    ● 2025    ◆ 평년



구분	금주(A)	전주(B)	전월(C)	전년(D)	평년(E)	A/B	A/C	A/D	A/E
가격(원)	23,465	24,860	25,309	27,573	25,878	94.4%	92.7%	85.1%	90.7%

※ 상품 가격 기준

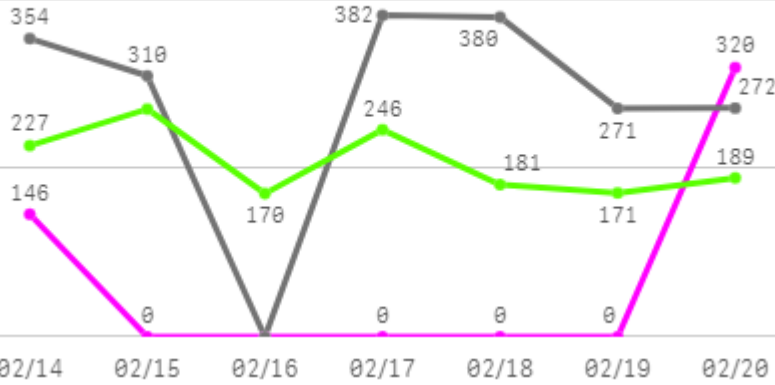
## □ 호박밤 고구마(10Kg) 주간 가격

구분	Q	품종	Q	단량	Q	특	상	보통	하
2026-02-14		호박밤 고구마		10Kg		26,544	22,814	17,299	9,460
2026-02-16		호박밤 고구마		10Kg		26,544	22,814	17,299	9,460
2026-02-20		호박밤 고구마		10Kg		27,802	24,768	18,073	10,219
평균						<b>26,963</b>	<b>23,465</b>	<b>17,557</b>	<b>9,713</b>

# 감자

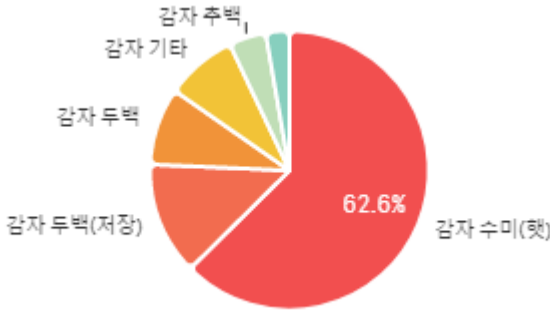
## 주간 반입량(톤)

◆ 2026    ● 2025    ▲ 평년

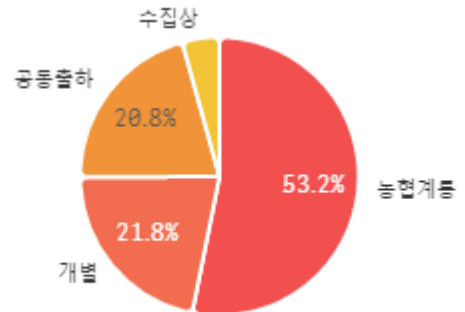


구분	금주(A)	전주(B)	전월(C)	전년(D)	평년(E)	A/B	A/C	A/D	A/E
물량(톤)	466	1,424	1,534	1,969	1,289	32.7%	30.4%	23.6%	36.1%

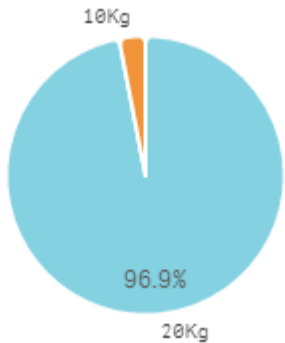
## 출하 품종별 거래물량 구성비



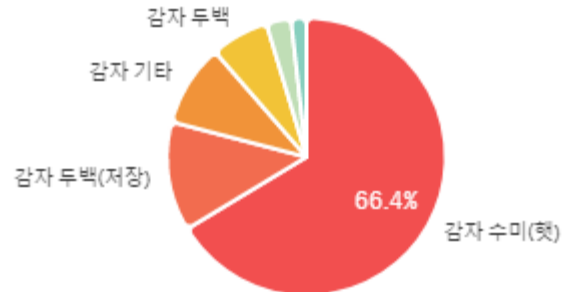
## 출하자별 거래물량 구성비



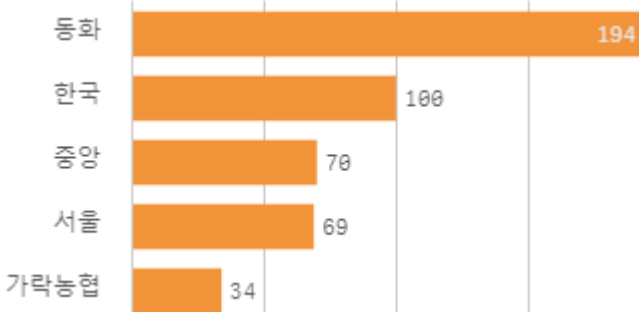
## 거래 단량별 물량 구성비



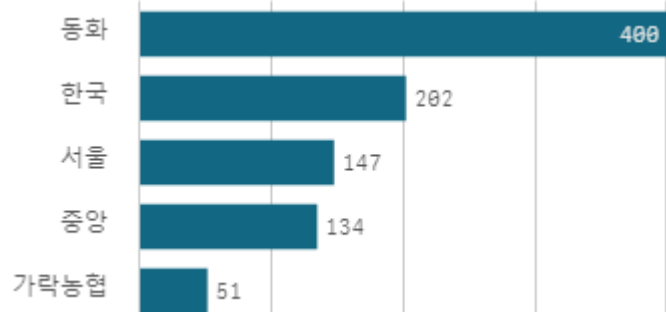
## 출하 품종별 거래금액 구성비



## 도매시장 법인별 거래물량(톤)

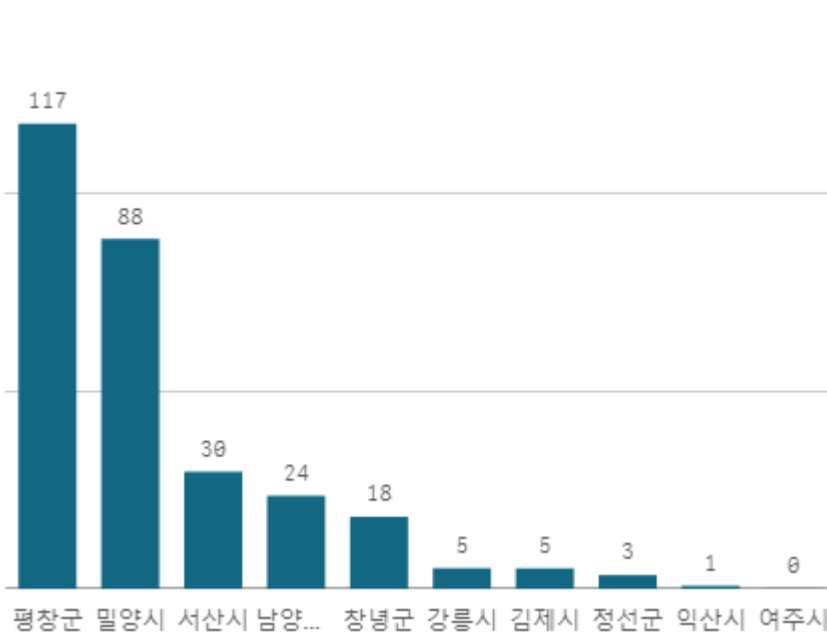


## 도매시장 법인별 거래금액(백만원)



# 감자 수미(햇) (20Kg)

산지별 거래물량(톤)



출하산지(개소)

10

출하건수(천건)

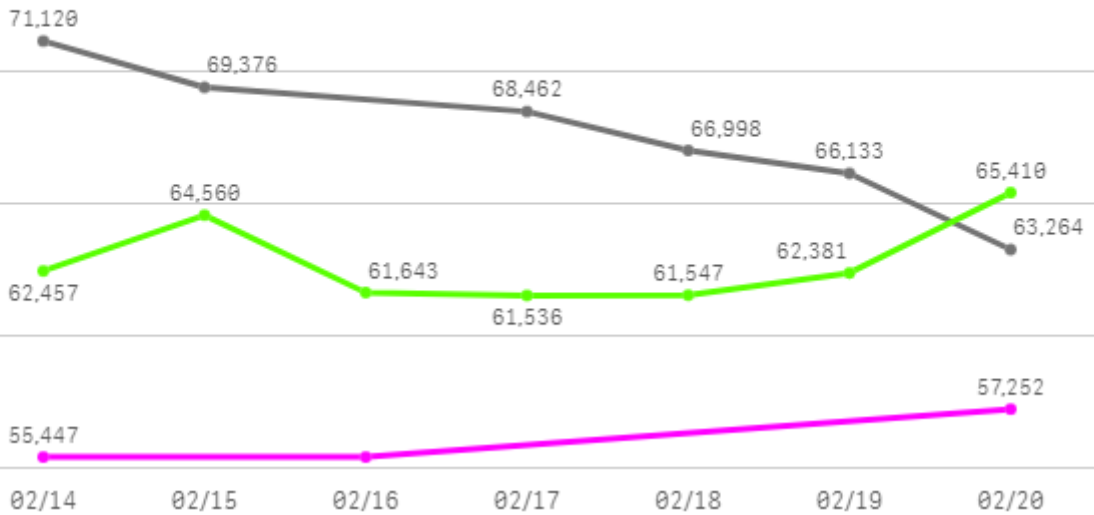
0

산지별 주출하 시군구



주간 도매가격(원)

◆ 2026    ● 2025    ▲ 평년



구분	금주(A)	전주(B)	전월(C)	전년(D)	평년(E)	A/B	A/C	A/D	A/E
가격(원)	56,049	61,148	52,476	67,559	60,163	91.7%	106.8%	83.0%	93.2%

※ 상품 가격 기준

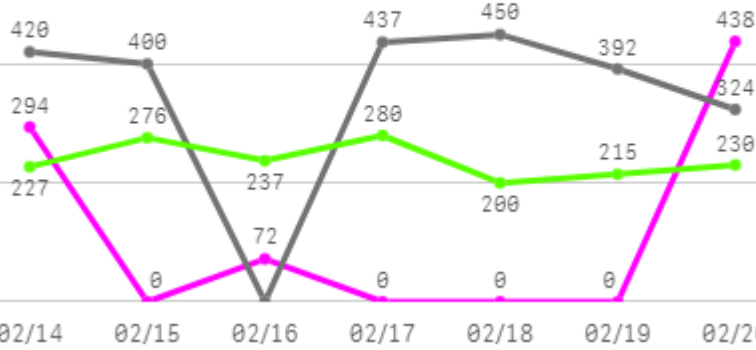
## □ 감자 수미(햇)(20Kg) 주간 가격

구분	Q	품종	Q	단량	Q	특	상	보통	하
2026-02-14		감자 수미(햇)		20Kg		59,382	55,447	44,542	23,822
2026-02-16		감자 수미(햇)		20Kg		59,382	55,447	44,542	23,822
2026-02-20		감자 수미(햇)		20Kg		64,365	57,252	41,121	27,183
평균						<b>61,043</b>	<b>56,049</b>	<b>43,402</b>	<b>24,942</b>

# 배추

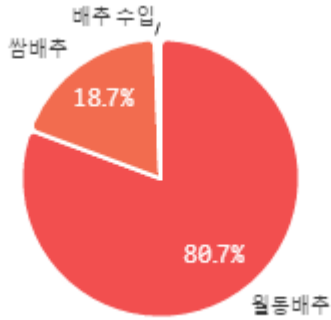
## 주간 반입량(톤)

◆ 2026    ● 2025    ▲ 평년

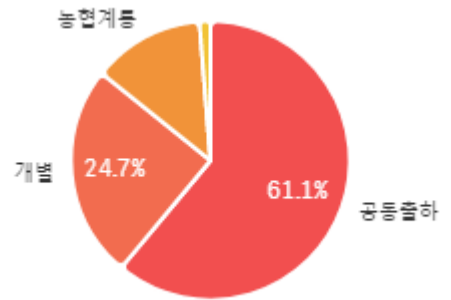


구분	금주(A)	전주(B)	전월(C)	전년(D)	평년(E)	A/B	A/C	A/D	A/E
물량(톤)	804	2,615	2,152	2,422	1,598	30.8%	37.4%	33.2%	50.3%

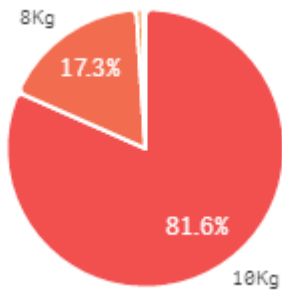
### 출하 품종별 거래물량 구성비



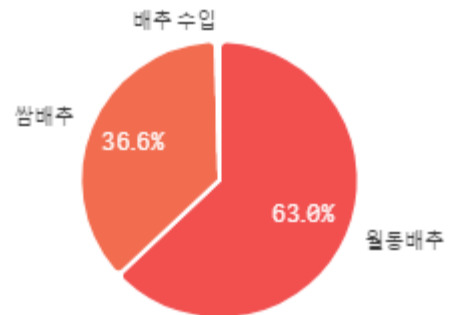
### 출하자별 거래물량 구성비



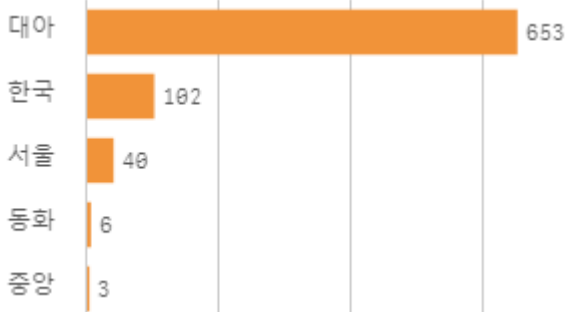
### 거래 단량별 물량 구성비



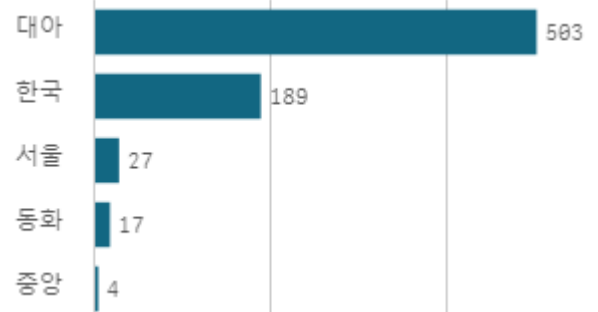
### 출하 품종별 거래금액 구성비



### 도매시장 법인별 거래물량(톤)

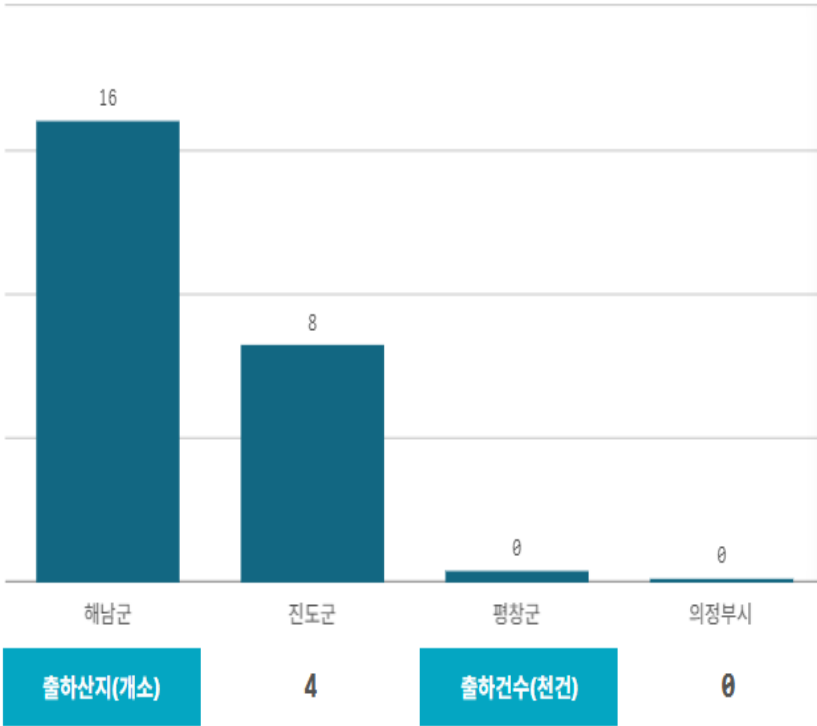


### 도매시장 법인별 거래금액(백만원)



# 배추(10Kg)

산지별 거래물량(톤)

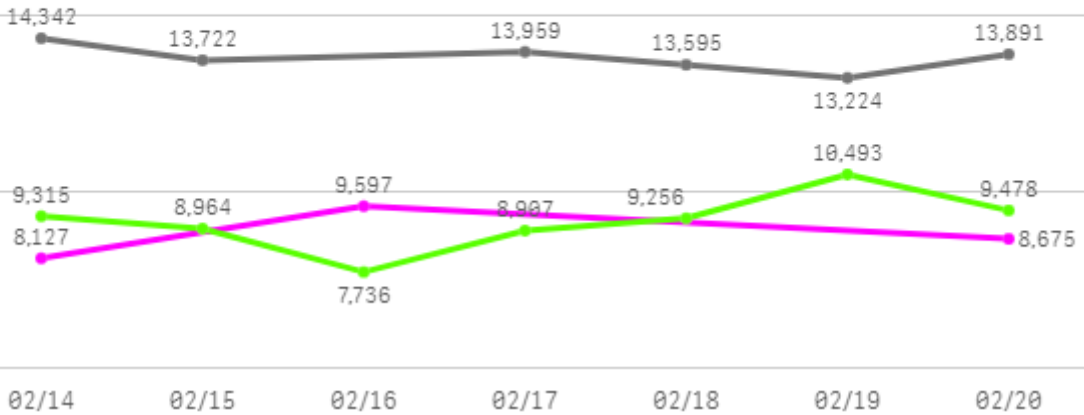


산지별 주출하 시군구



주간 도매가격(원)

◆ 2026    ◆ 2025    ◆ 평년



구분	금주(A)	전주(B)	전월(C)	전년(D)	평년(E)	A/B	A/C	A/D	A/E
가격(원)	8,800	8,797	8,723	13,789	9,203	100.0%	100.9%	63.8%	95.6%

※ 상품 가격 기준

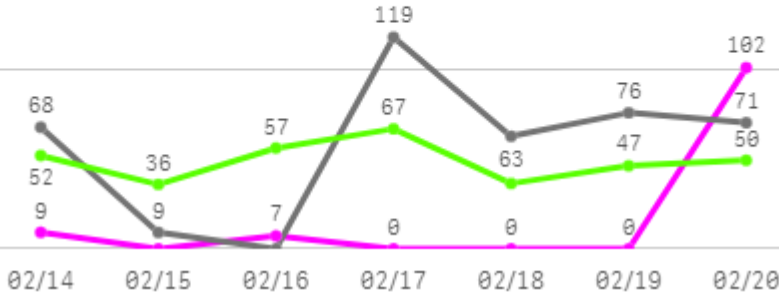
## □ 배추(10Kg) 주간 가격

구분	Q	품종	Q	단량	Q	특	상	보통	하
2026-02-14		배추		10Kg		10,372	8,127	6,611	4,533
2026-02-16		배추		10Kg		11,057	9,597	7,779	5,739
2026-02-20		배추		10Kg		11,367	8,675	6,804	4,155
평균						<b>10,932</b>	<b>8,800</b>	<b>7,065</b>	<b>4,809</b>

# 봄동배추

## 주간 반입량(톤)

◆ 2026    ● 2025    ▲ 평년

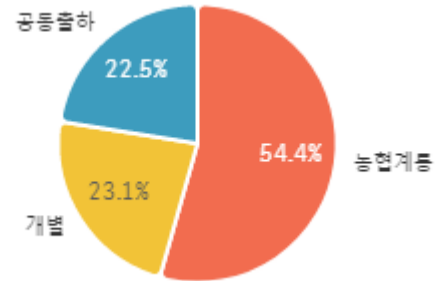


구분	금주(A)	전주(B)	전월(C)	전년(D)	평년(E)	A/B	A/C	A/D	A/E
물량(톤)	118	353	287	406	320	33.5%	41.2%	29.1%	36.9%

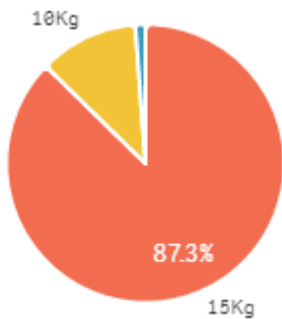
### 출하 품종별 거래물량 구성비



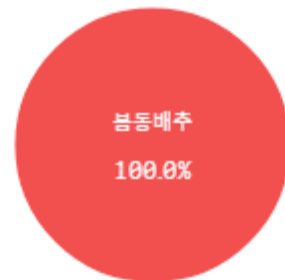
### 출하자별 거래물량 구성비



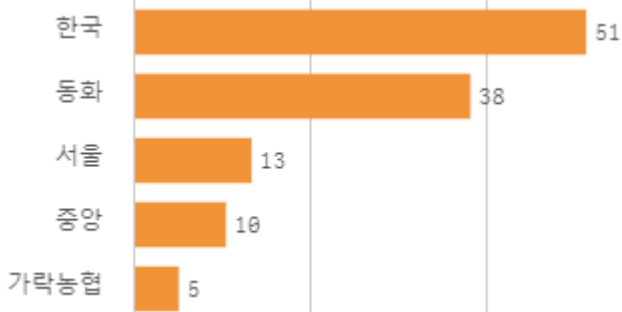
### 거래 단량별 물량 구성비



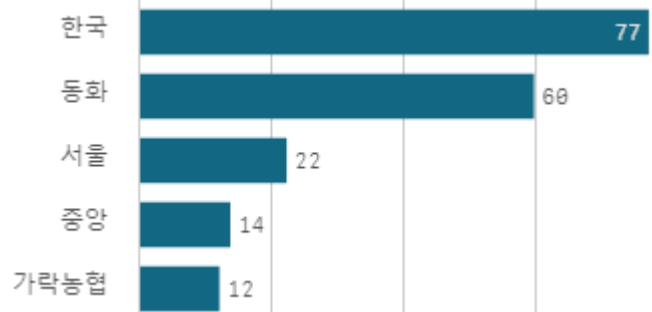
### 출하 품종별 거래금액 구성비



### 도매시장 법인별 거래물량(톤)

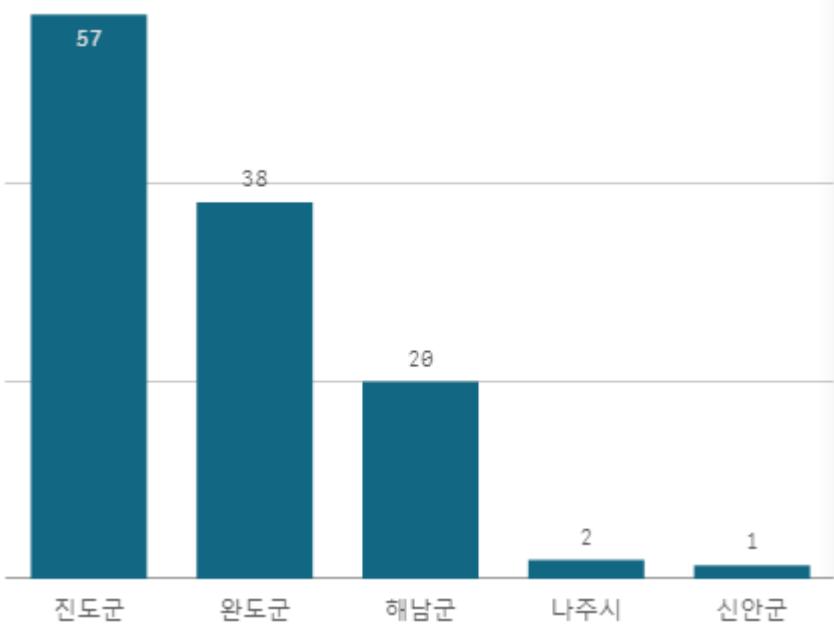


### 도매시장 법인별 거래금액(백만원)



# 봄동배추(15Kg)

산지별 거래물량(톤)



출하산지(개소)

5

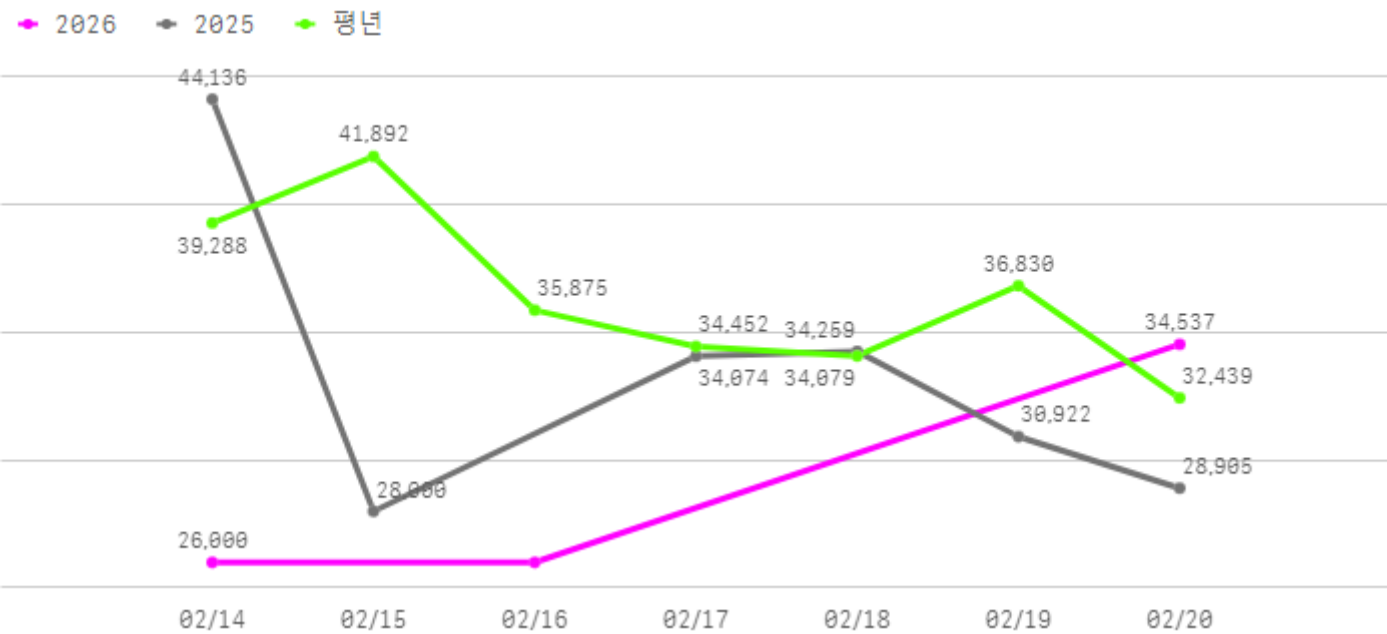
출하건수(천건)

0

산지별 주출하 시군구



주간 도매가격(원)



구분	금주(A)	전주(B)	전월(C)	전년(D)	평년(E)	A/B	A/C	A/D	A/E
가격(원)	28,846	49,221	27,476	33,383	37,627	58.6%	105.0%	86.4%	76.7%

※ 상품 가격 기준

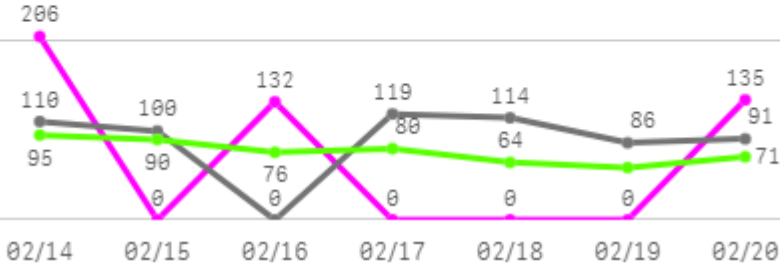
## □ 봄동배추(15Kg) 주간 가격

구분	Q	품종	Q	단량	Q	특	상	보통	하
2026-02-14		봄동배추		15Kg		-	26,000	22,982	15,337
2026-02-16		봄동배추		15Kg		-	26,000	22,982	15,337
2026-02-20		봄동배추		15Kg		-	34,537	25,700	17,245
평균						-	<b>28,846</b>	<b>23,888</b>	<b>15,973</b>

# 알배기배추

## 주간 반입량(톤)

◆ 2026    ● 2025    ▲ 평년

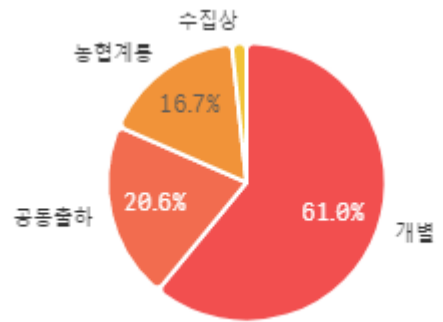


구분	금주(A)	전주(B)	전월(C)	전년(D)	평년(E)	A/B	A/C	A/D	A/E
물량(톤)	473	900	749	620	539	52.5%	63.1%	76.2%	87.7%

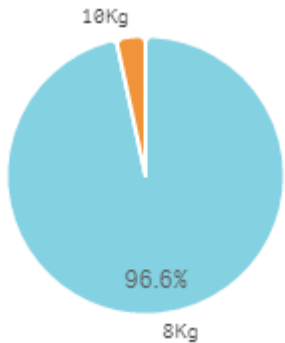
### 출하 품종별 거래물량 구성비



### 출하자별 거래물량 구성비



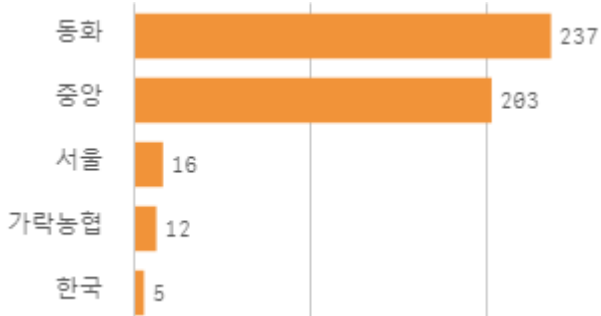
### 거래 단량별 물량 구성비



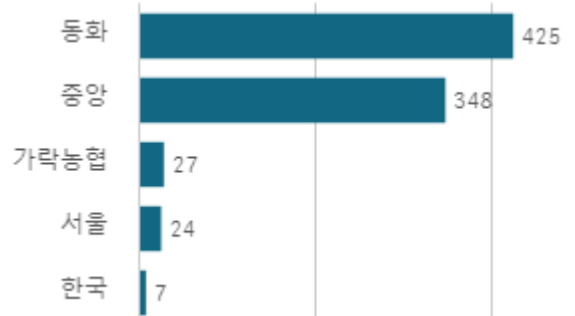
### 출하 품종별 거래금액 구성비



### 도매시장 법인별 거래물량(톤)

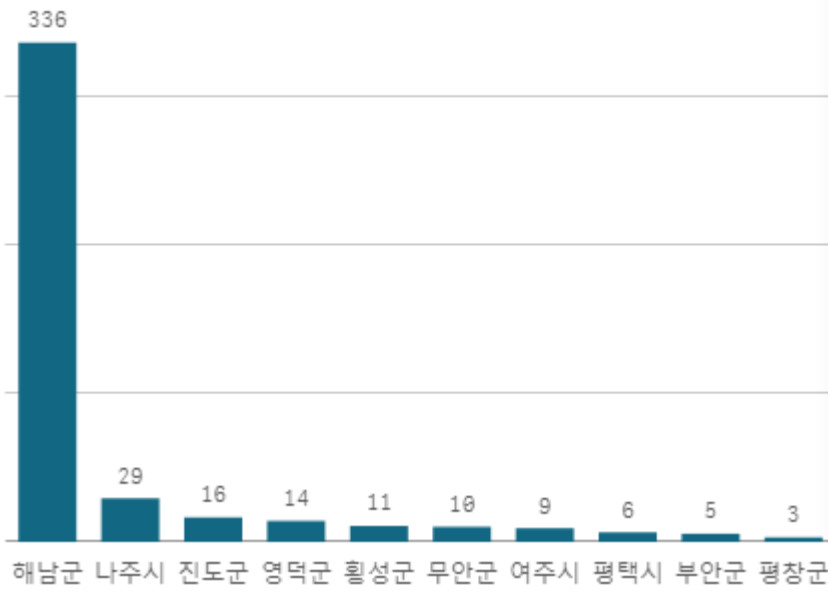


### 도매시장 법인별 거래금액(백만원)



# 알배기배추(8Kg)

산지별 거래물량(톤)



출하산지(개소)

16

출하건수(천건)

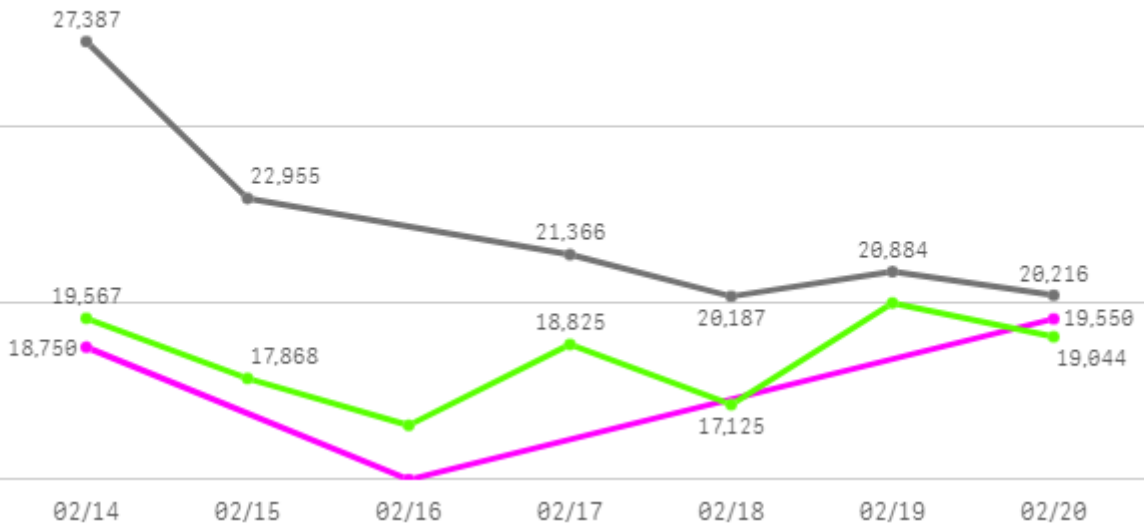
1

산지별 주출하 시군구



주간 도매가격(원)

◆ 2026    ● 2025    ◆ 평년



구분	금주(A)	전주(B)	전월(C)	전년(D)	평년(E)	A/B	A/C	A/D	A/E
가격(원)	17,770	23,322	14,482	22,166	19,689	76.2%	122.7%	80.2%	90.3%

※ 상품 가격 기준

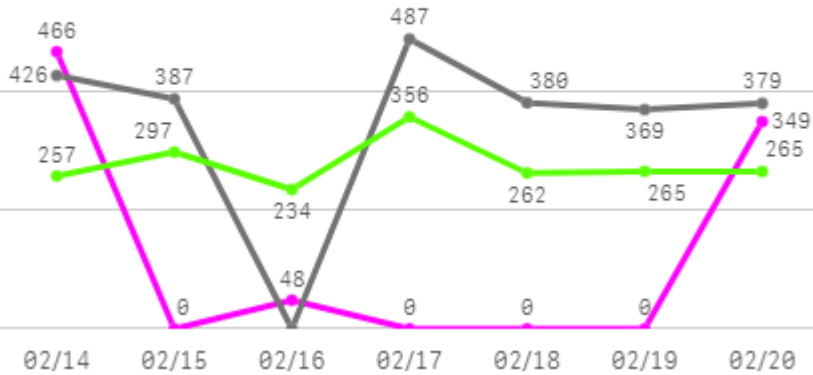
## □ 알배기배추(8Kg) 주간 가격

구분	Q	품종	Q	단량	Q	특	상	보통	하
2026-02-14		알배기배추		8Kg		24,149	18,750	14,788	8,557
2026-02-16		알배기배추		8Kg		17,645	15,009	9,167	4,565
2026-02-20		알배기배추		8Kg		23,337	19,550	13,983	8,394
평균						<b>21,710</b>	<b>17,770</b>	<b>12,646</b>	<b>7,172</b>

# 양배추

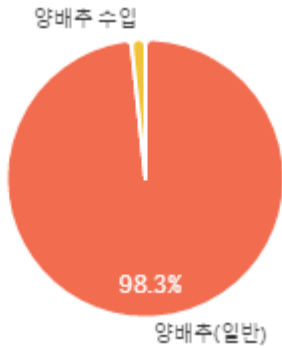
## 주간 반입량(톤)

◆ 2026    ● 2025    ▲ 평년

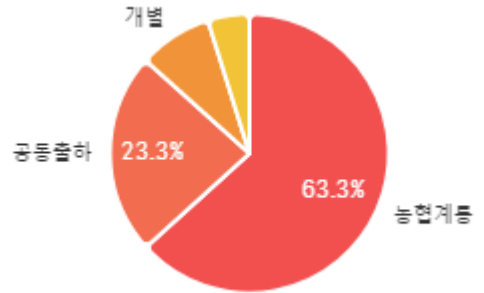


구분	금주(A)	전주(B)	전월(C)	전년(D)	평년(E)	A/B	A/C	A/D	A/E
물량(톤)	863	2,030	2,136	2,429	1,768	42.5%	40.4%	35.5%	48.8%

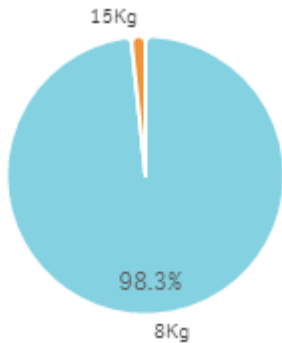
### 출하 품종별 거래물량 구성비



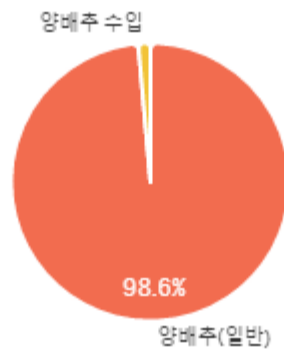
### 출하자별 거래물량 구성비



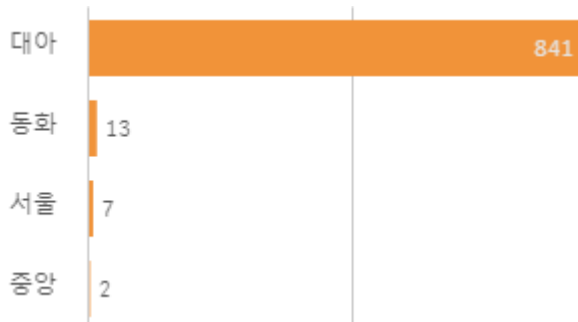
### 거래 단량별 물량 구성비



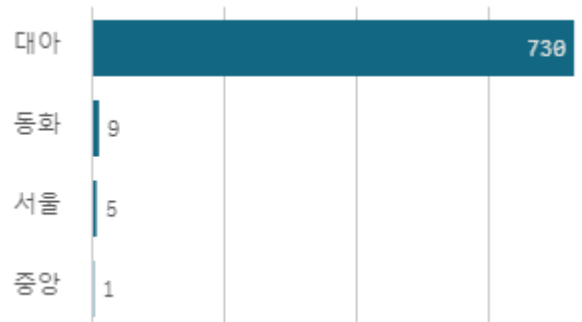
### 출하 품종별 거래금액 구성비



### 도매시장 법인별 거래물량(톤)

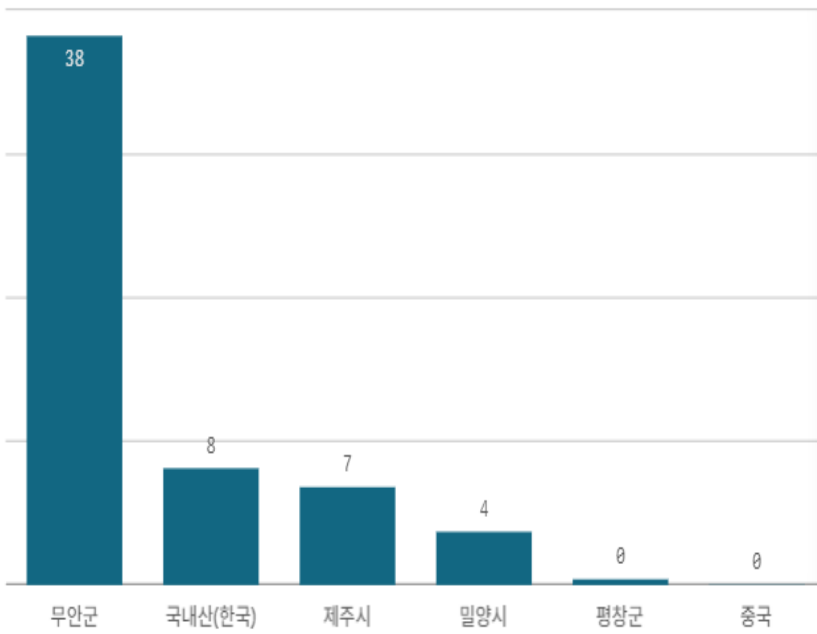


### 도매시장 법인별 거래금액(백만원)



# 양배추(8Kg)

산지별 거래물량(톤)



출하산지(개소)

6

출하건수(천건)

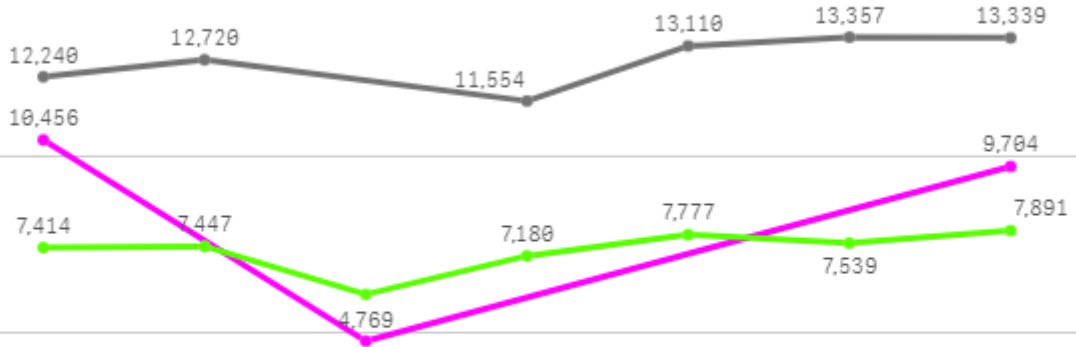
0

산지별 주출하 시군구



주간 도매가격(원)

◆ 2026    ● 2025    ◆ 평년



02/14    02/15    02/16    02/17    02/18    02/19    02/20

구분	금주(A)	전주(B)	전월(C)	전년(D)	평년(E)	A/B	A/C	A/D	A/E
가격(원)	8,310	8,042	5,965	12,720	7,702	103.3%	139.3%	65.3%	107.9%

※ 상품 가격 기준

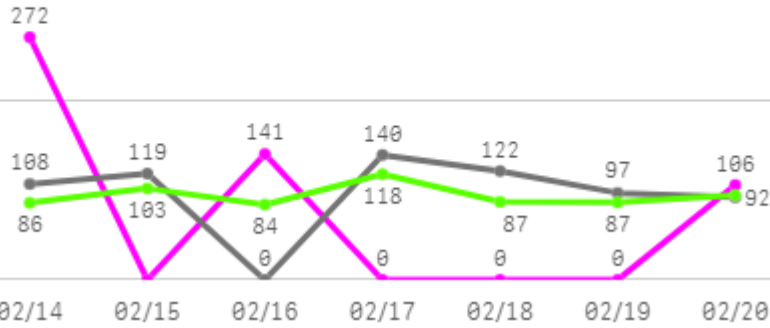
## □ 양배추(8Kg) 주간 가격

구분	Q	품종	Q	단량	Q	특	상	보통	하
2026-02-14		양배추		8Kg		14,721	10,456	6,178	2,921
2026-02-16		양배추		8Kg		7,751	4,769	2,520	1,391
2026-02-20		양배추		8Kg		14,218	9,704	5,170	2,656
평균						<b>12,230</b>	<b>8,310</b>	<b>4,623</b>	<b>2,323</b>

# 시금치

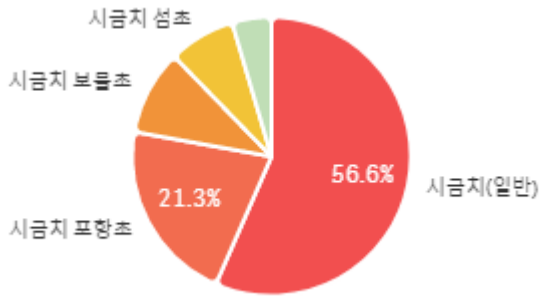
## 주간 반입량(톤)

◆ 2026    ● 2025    ▲ 평년

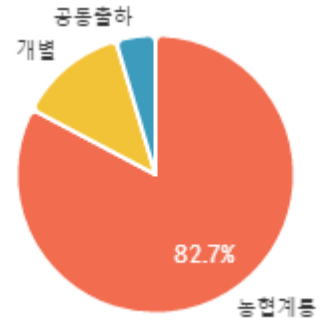


구분	금주(A)	전주(B)	전월(C)	전년(D)	평년(E)	A/B	A/C	A/D	A/E
물량(톤)	519	943	684	679	622	55.1%	75.9%	76.6%	83.4%

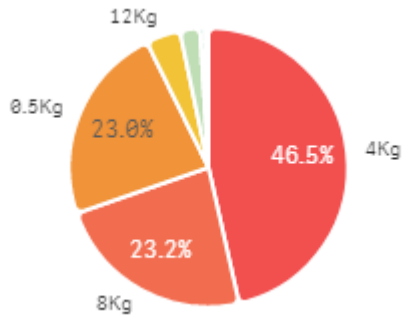
### 출하 품종별 거래물량 구성비



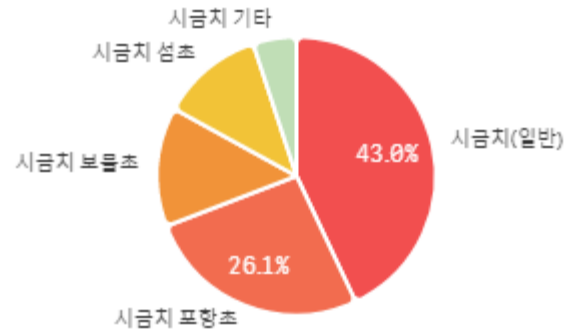
### 출하자별 거래물량 구성비



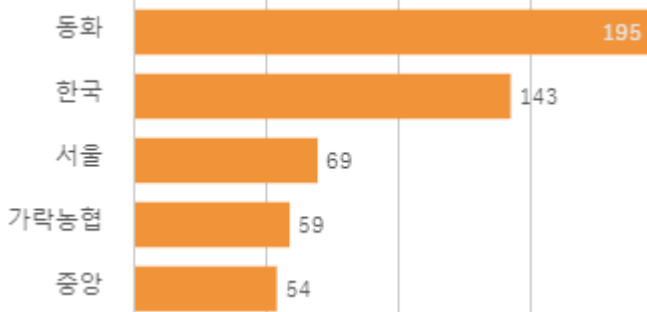
### 거래 단량별 물량 구성비



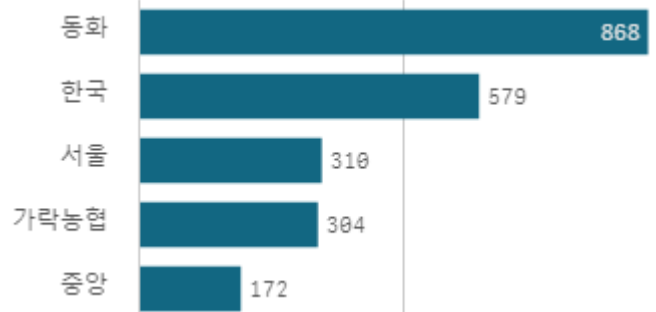
### 출하 품종별 거래금액 구성비



### 도매시장 법인별 거래물량(톤)

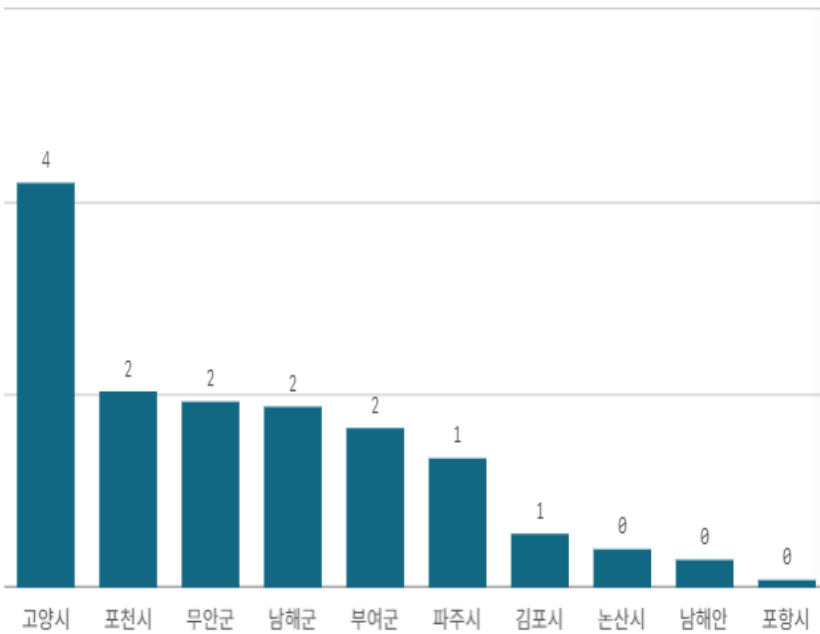


### 도매시장 법인별 거래금액(백만원)



# 시금치(4Kg)

산지별 거래물량(톤)



출하산지(개소)

11

출하건수(천건)

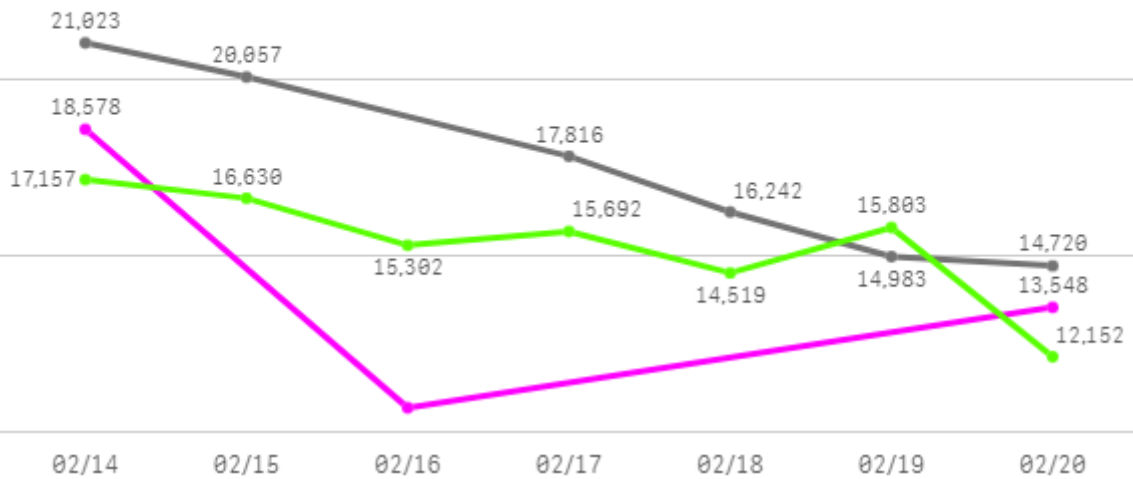
0

산지별 주출하 시군구



주간 도매가격(원)

◆ 2026    ● 2025    ◆ 평년



구분	금주(A)	전주(B)	전월(C)	전년(D)	평년(E)	A/B	A/C	A/D	A/E
가격(원)	14,278	18,326	14,075	17,474	16,234	77.9%	101.4%	81.7%	87.9%

※ 상품 가격 기준

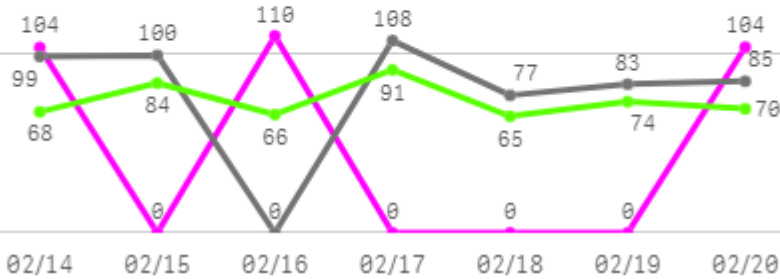
## □ 시금치(4Kg) 주간 가격

구분	Q	품종	Q	단량	Q	특	상	보통	하
2026-02-14		시금치		4Kg		21,575	18,578	15,291	11,287
2026-02-16		시금치		4Kg		16,240	10,708	7,692	4,271
2026-02-20		시금치		4Kg		16,321	13,548	9,972	5,998
평균						<b>18,045</b>	<b>14,278</b>	<b>10,985</b>	<b>7,185</b>

# 상추

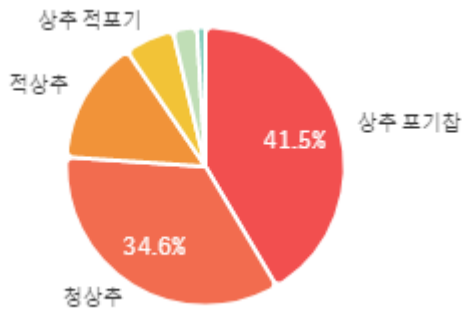
## 주간 반입량(톤)

◆ 2026    ● 2025    ▲ 평년

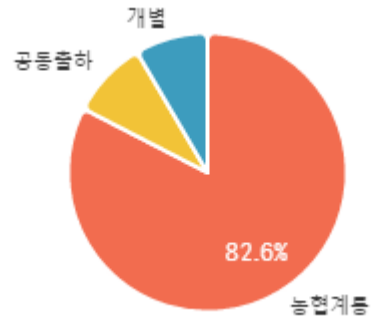


구분	금주(A)	전주(B)	전월(C)	전년(D)	평년(E)	A/B	A/C	A/D	A/E
물량(톤)	318	537	413	552	482	59.3%	77.1%	57.7%	66.0%

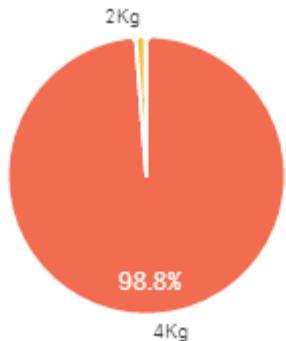
## 출하 품종별 거래물량 구성비



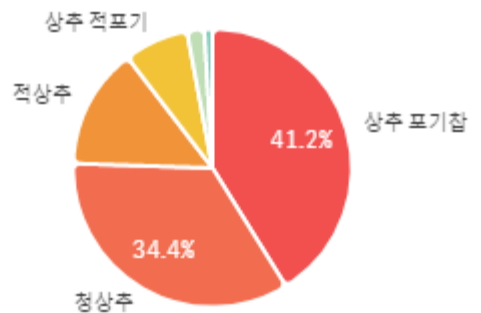
## 출하자별 거래물량 구성비



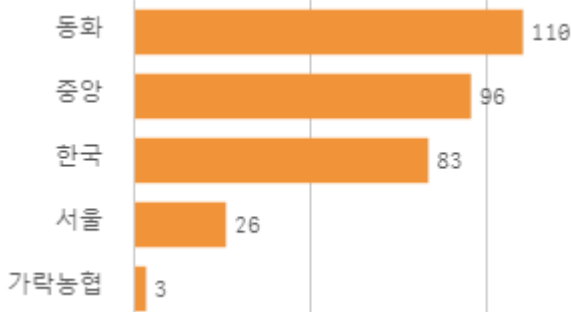
## 거래 단량별 물량 구성비



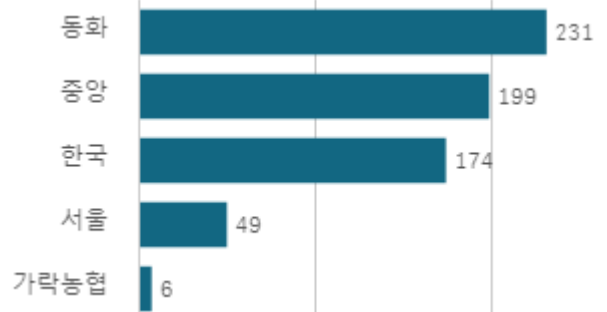
## 출하 품종별 거래금액 구성비



## 도매시장 법인별 거래물량(톤)

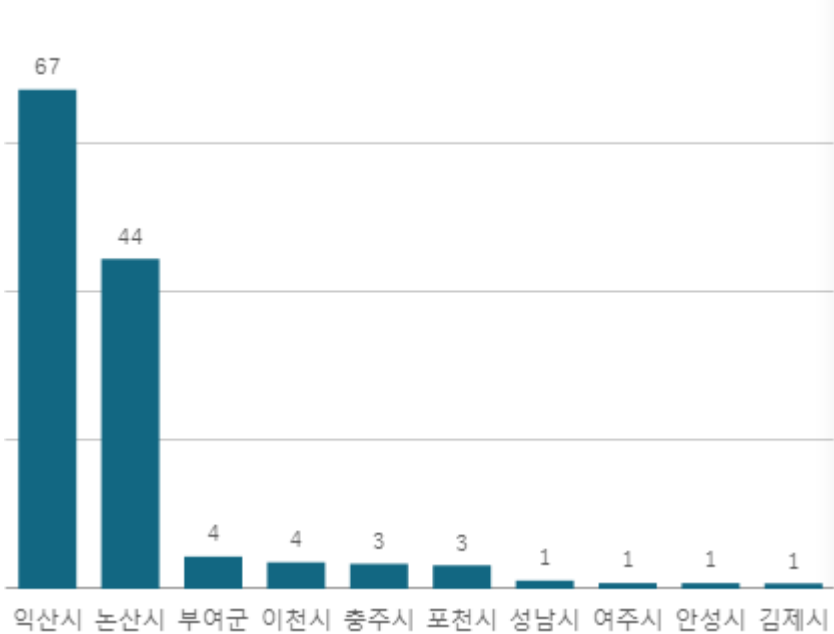


## 도매시장 법인별 거래금액(백만원)



# 상추 포기잡(4Kg)

산지별 거래물량(톤)



출하산지(개소)

20

출하건수(천건)

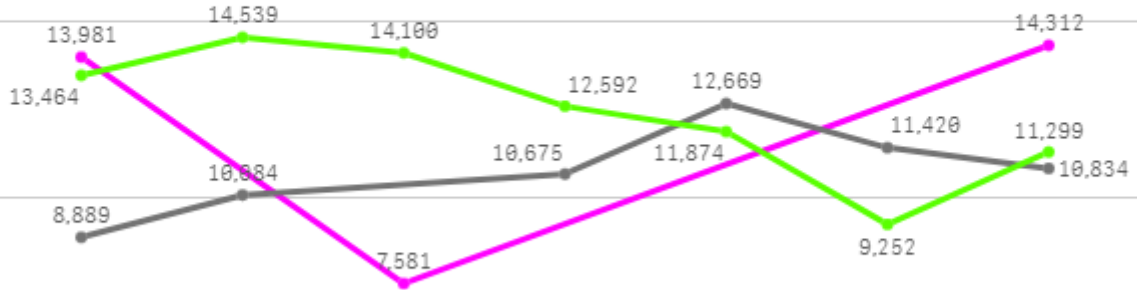
1

산지별 주출하 시군구



주간 도매가격(원)

◆ 2026    ● 2025    ◆ 평년



02/14    02/15    02/16    02/17    02/18    02/19    02/20

구분	금주(A)	전주(B)	전월(C)	전년(D)	평년(E)	A/B	A/C	A/D	A/E
가격(원)	11,958	15,989	27,231	10,762	12,391	74.8%	43.9%	111.1%	96.5%

※ 상품 가격 기준

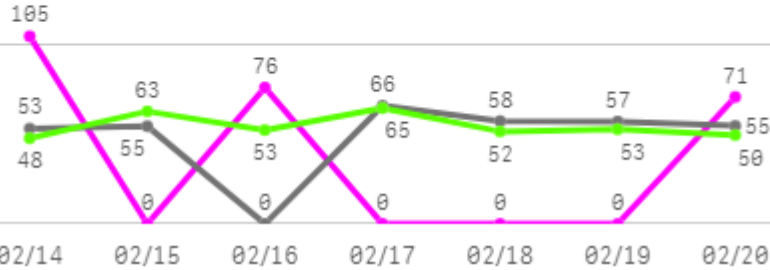
## □ 상추 포기잡(4Kg) 주간 가격

구분	Q	품종	Q	단량	Q	특	상	보통	하
2026-02-14		상추 포기잡		4Kg		-	13,981	10,457	7,856
2026-02-16		상추 포기잡		4Kg		-	7,581	5,167	3,582
2026-02-20		상추 포기잡		4Kg		-	14,312	10,280	7,793
평균						-	<b>11,958</b>	<b>8,635</b>	<b>6,410</b>

# 부추

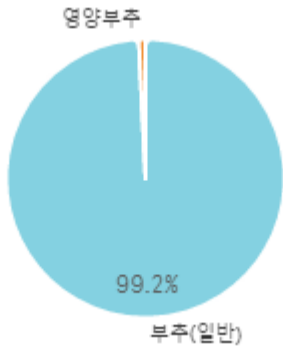
## 주간 반입량(톤)

◆ 2026    ● 2025    ▲ 평년

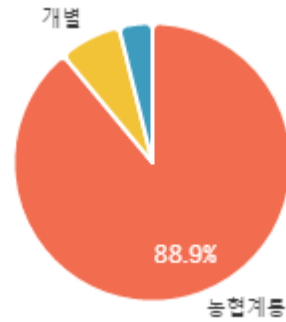


구분	금주(A)	전주(B)	전월(C)	전년(D)	평년(E)	A/B	A/C	A/D	A/E
물량(톤)	253	492	372	344	344	51.4%	67.9%	73.4%	73.4%

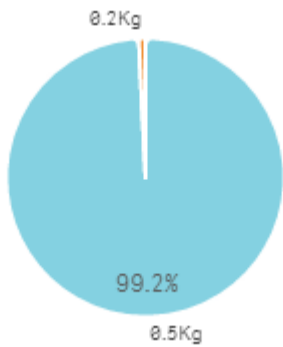
### 출하 품종별 거래물량 구성비



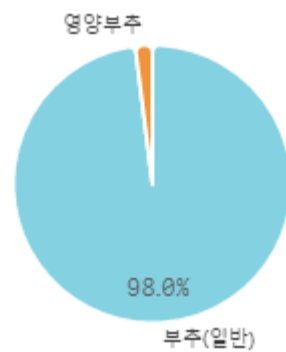
### 출하자별 거래물량 구성비



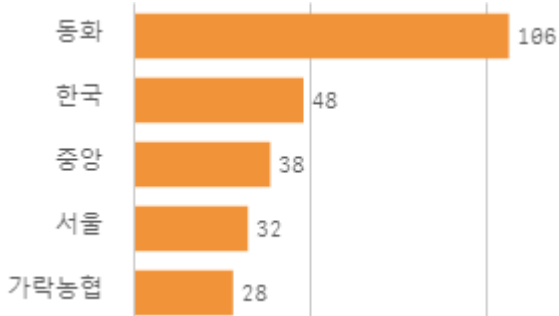
### 거래 단량별 물량 구성비



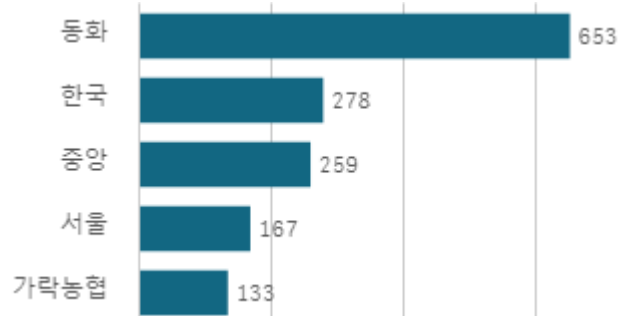
### 출하 품종별 거래금액 구성비



### 도매시장 법인별 거래물량(톤)

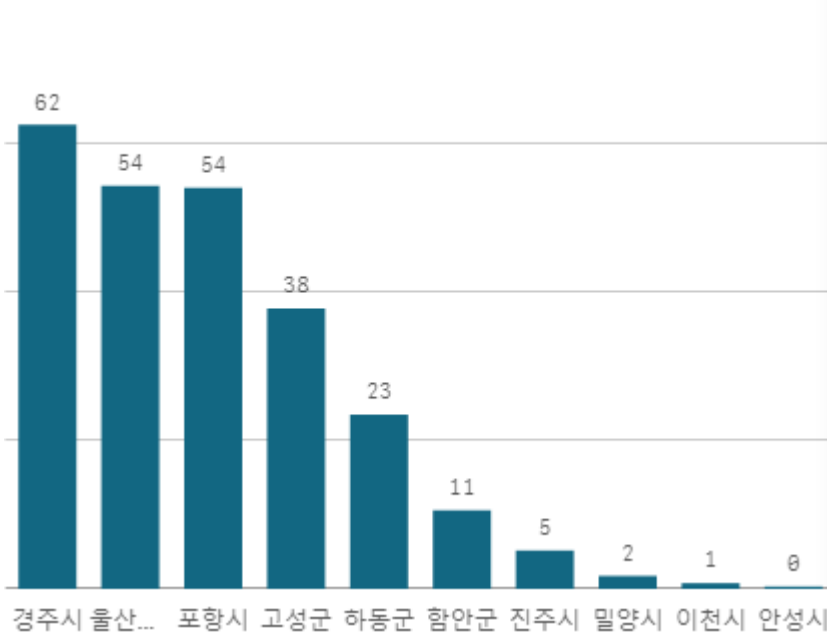


### 도매시장 법인별 거래금액(백만원)



# 부추(일반) (0.5Kg)

산지별 거래물량(톤)



출하산지(개소)

14

출하건수(천건)

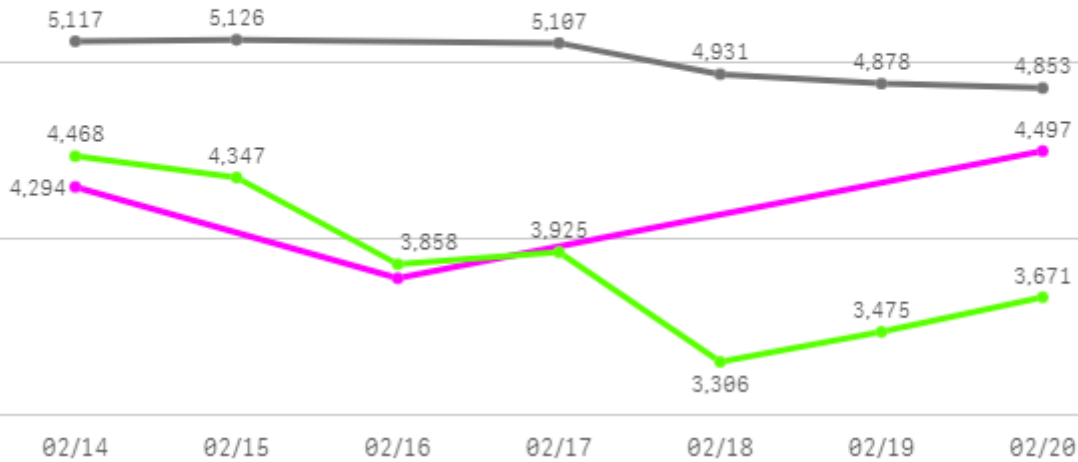
2

산지별 주출하 시군구



주간 도매가격(원)

◆ 2026    ● 2025    ◆ 평년



구분	금주(A)	전주(B)	전월(C)	전년(D)	평년(E)	A/B	A/C	A/D	A/E
가격(원)	4,190	4,295	2,507	5,002	4,234	97.6%	167.1%	83.8%	98.9%

※ 상품 가격 기준

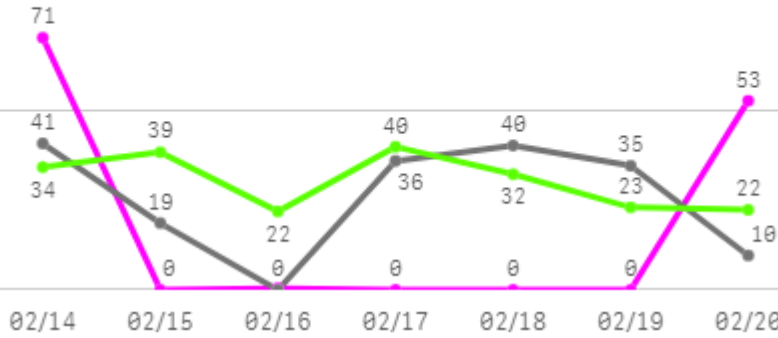
## □ 부추(일반)(0.5Kg) 주간 가격

구분	Q	품종	Q	단량	Q	특	상	보통	하
2026-02-14		부추(일반)		0.5Kg		-	4,294	3,421	2,193
2026-02-16		부추(일반)		0.5Kg		-	3,778	2,739	1,473
2026-02-20		부추(일반)		0.5Kg		-	4,497	3,538	2,034
평균						-	<b>4,190</b>	<b>3,233</b>	<b>1,900</b>

# 미나리

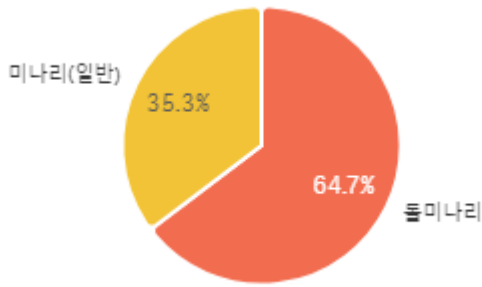
## 주간 반입량(톤)

◆ 2026    ● 2025    ▲ 평년

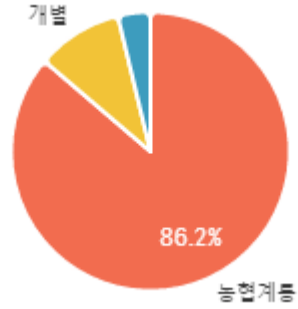


구분	금주(A)	전주(B)	전월(C)	전년(D)	평년(E)	A/B	A/C	A/D	A/E
물량(톤)	124	261	172	181	195	47.6%	72.1%	68.7%	63.7%

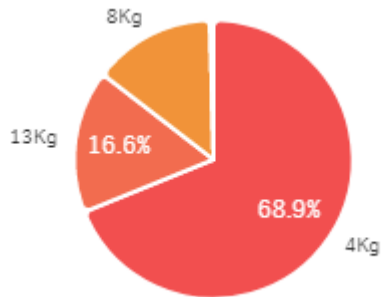
### 출하 품종별 거래물량 구성비



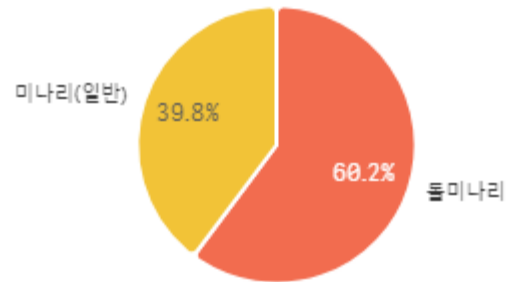
### 출하자별 거래물량 구성비



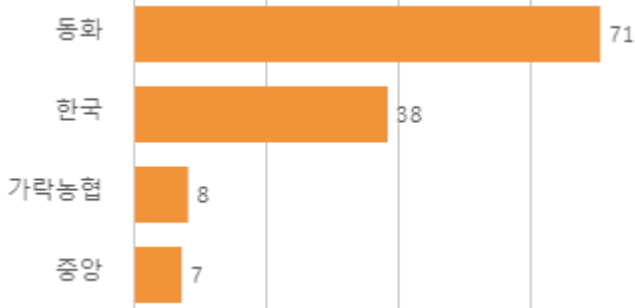
### 거래 단량별 물량 구성비



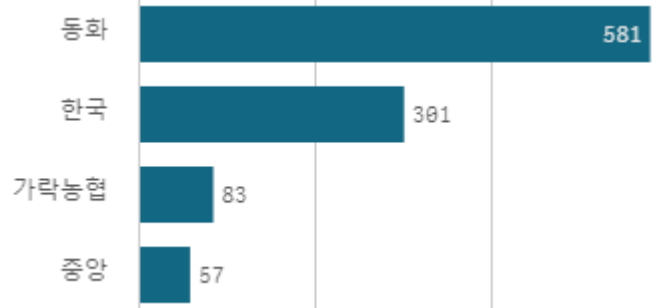
### 출하 품종별 거래금액 구성비



### 도매시장 법인별 거래물량(톤)

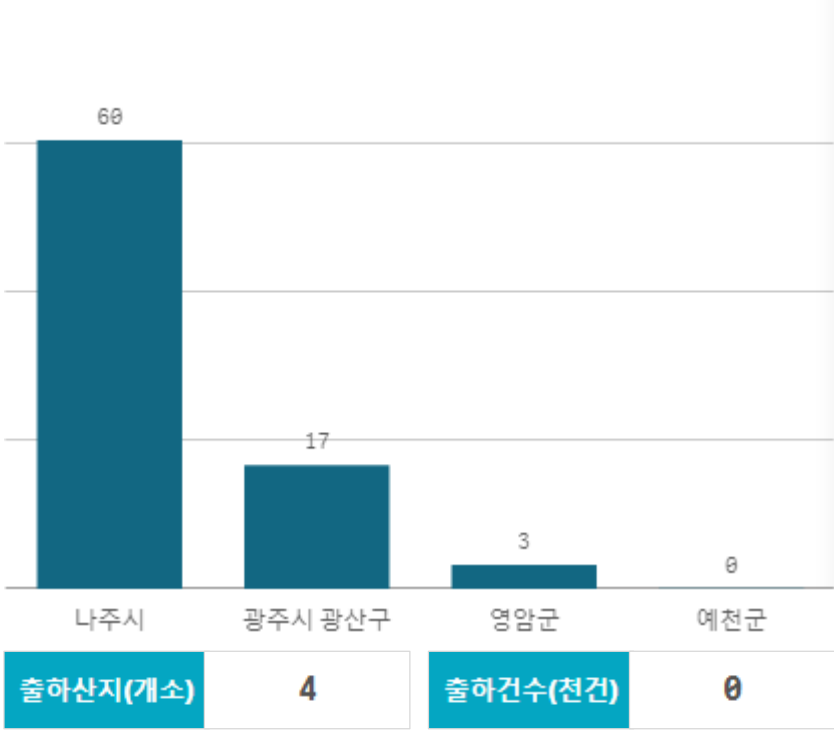


### 도매시장 법인별 거래금액(백만원)



# 돌미나리(4Kg)

산지별 거래물량(톤)



출하산지(개소)

4

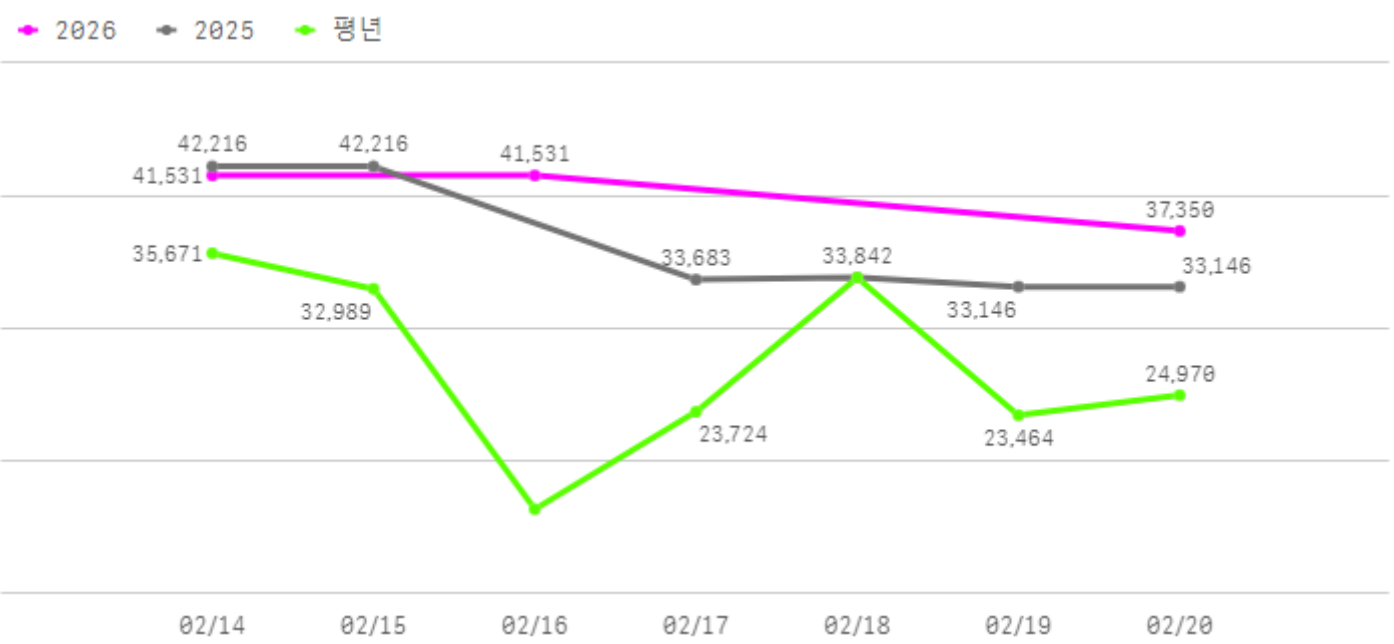
출하건수(천건)

0

산지별 주출하 시군구



주간 도매가격(원)



구분	금주(A)	전주(B)	전월(C)	전년(D)	평년(E)	A/B	A/C	A/D	A/E
가격(원)	40,137	41,700	46,384	36,375	30,151	96.3%	86.5%	110.3%	133.1%

※ 상품 가격 기준

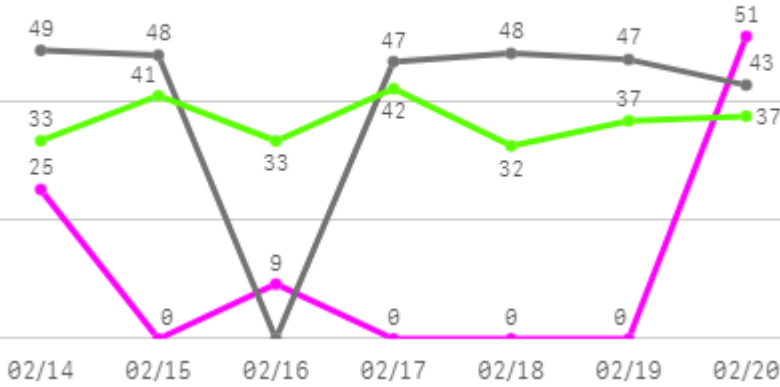
## □ 돌미나리(4Kg) 주간 가격

구분	Q	품종	Q	단량	Q	특	상	보통	하
2026-02-14		돌미나리		4Kg		-	41,531	33,198	21,715
2026-02-16		돌미나리		4Kg		-	41,531	33,198	21,715
2026-02-20		돌미나리		4Kg		-	37,350	32,160	26,529
평균						-	<b>40,137</b>	<b>32,852</b>	<b>23,320</b>

# 열무

## 주간 반입량(톤)

◆ 2026    ● 2025    ▲ 평년

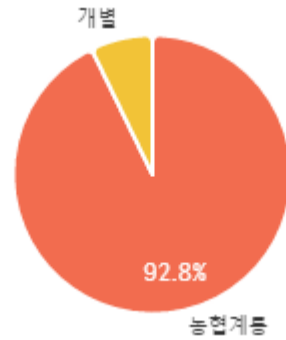


구분	금주(A)	전주(B)	전월(C)	전년(D)	평년(E)	A/B	A/C	A/D	A/E
물량(톤)	85	197	92	281	220	43.2%	92.8%	30.4%	38.8%

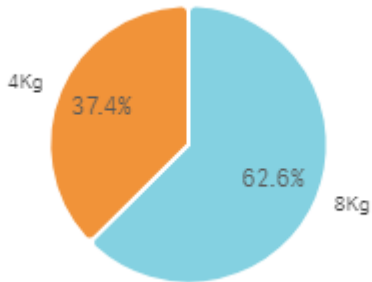
### 출하 품종별 거래물량 구성비



### 출하자별 거래물량 구성비



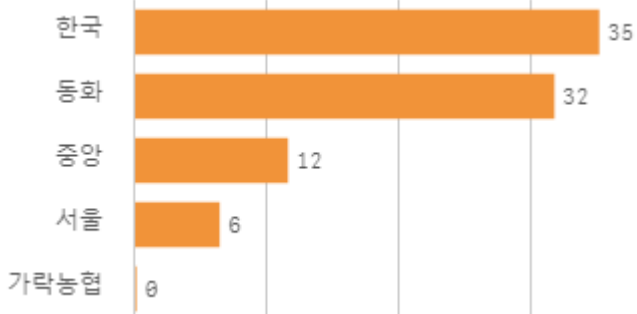
### 거래 단량별 물량 구성비



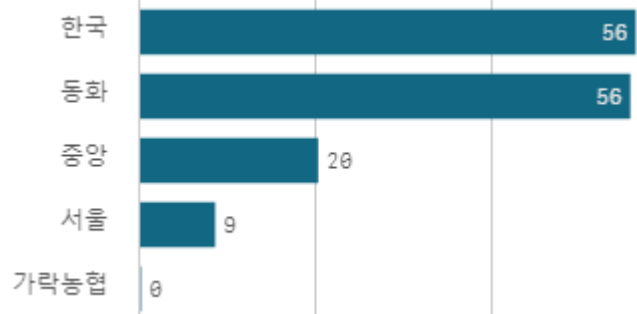
### 출하 품종별 거래금액 구성비



### 도매시장 법인별 거래물량(톤)

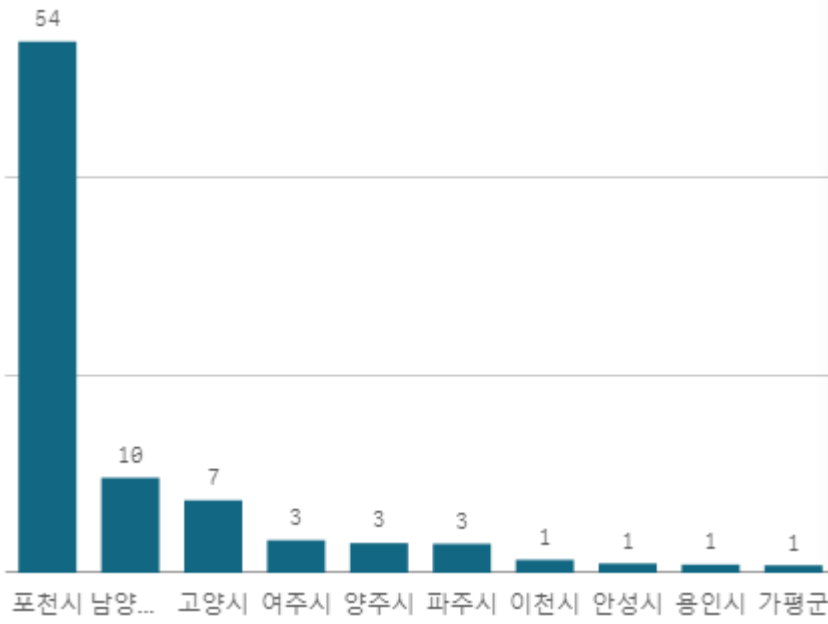


### 도매시장 법인별 거래금액(백만원)



# 열무(4Kg)

산지별 거래물량(톤)



출하산지(개소)

15

출하건수(천건)

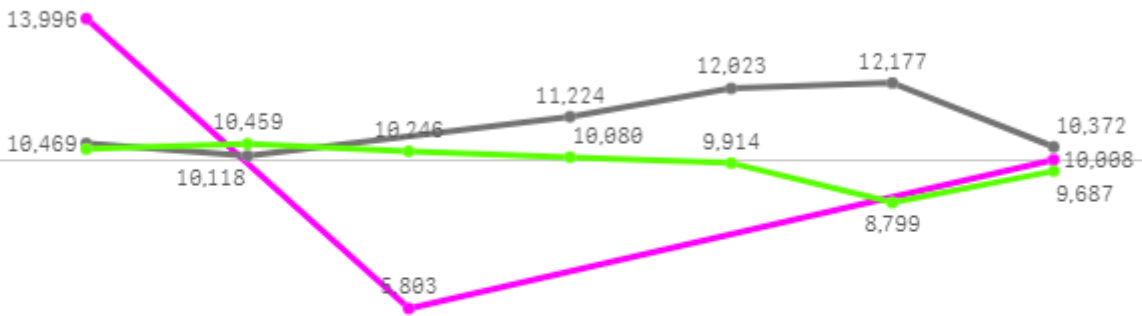
0

산지별 주출하 시군구



주간 도매가격(원)

◆ 2026    ● 2025    ◆ 평년



02/14    02/15    02/16    02/17    02/18    02/19    02/20

구분	금주(A)	전주(B)	전월(C)	전년(D)	평년(E)	A/B	A/C	A/D	A/E
가격(원)	9,936	12,392	15,158	11,064	10,577	80.2%	65.5%	89.8%	93.9%

※ 상품 가격 기준

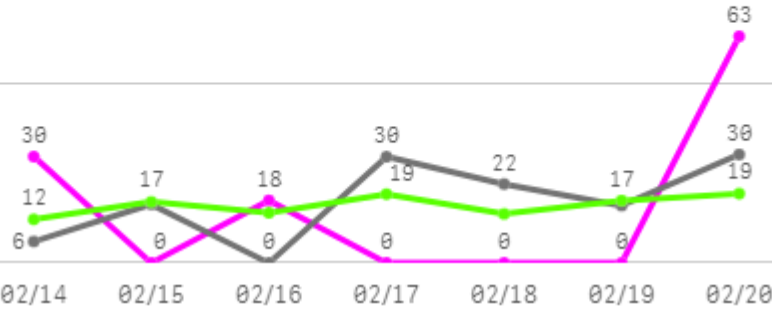
## □ 열무(4Kg) 주간 가격

구분	Q	품종	Q	단량	Q	특	상	보통	하
2026-02-14		열무		4Kg		-	13,996	7,159	3,884
2026-02-16		열무		4Kg		-	5,803	3,437	2,051
2026-02-20		열무		4Kg		-	10,008	7,170	4,641
평균						-	<b>9,936</b>	<b>5,922</b>	<b>3,525</b>

# 참외

## 주간 반입량(톤)

◆ 2026    ● 2025    ▲ 평년

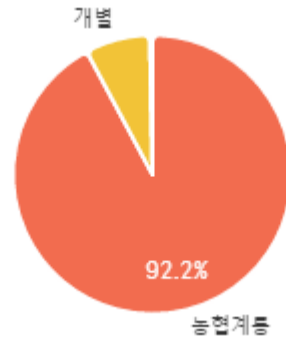


구분	금주(A)	전주(B)	전월(C)	전년(D)	평년(E)	A/B	A/C	A/D	A/E
물량(톤)	111	55	2	121	104	199.9%	7269.0%	91.8%	106.5%

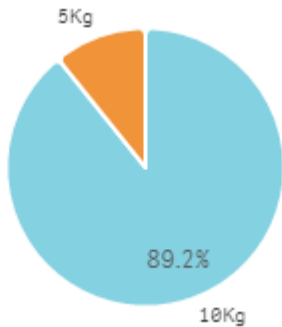
### 출하 품종별 거래물량 구성비



### 출하자별 거래물량 구성비



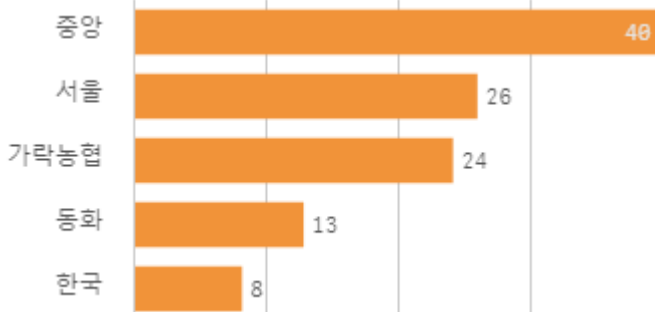
### 거래 단량별 물량 구성비



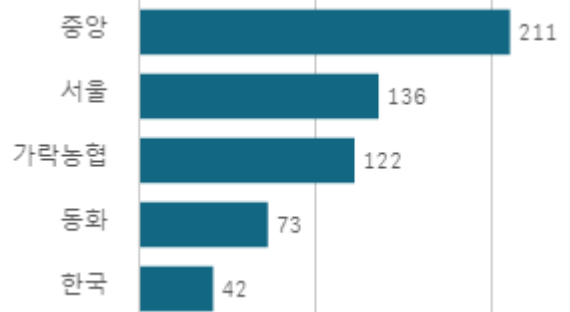
### 출하 품종별 거래금액 구성비



### 도매시장 법인별 거래물량(톤)

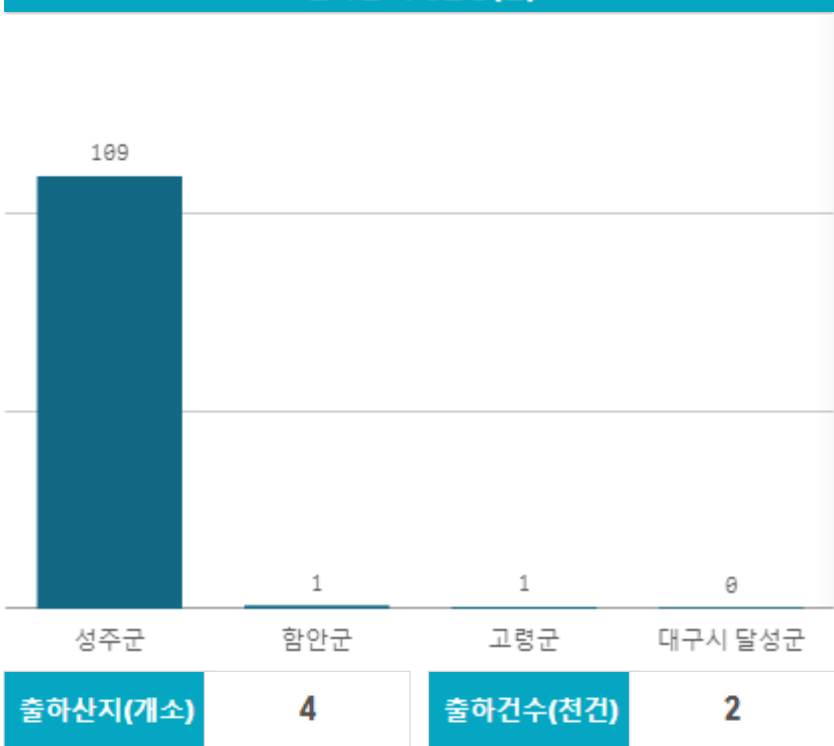


### 도매시장 법인별 거래금액(백만원)

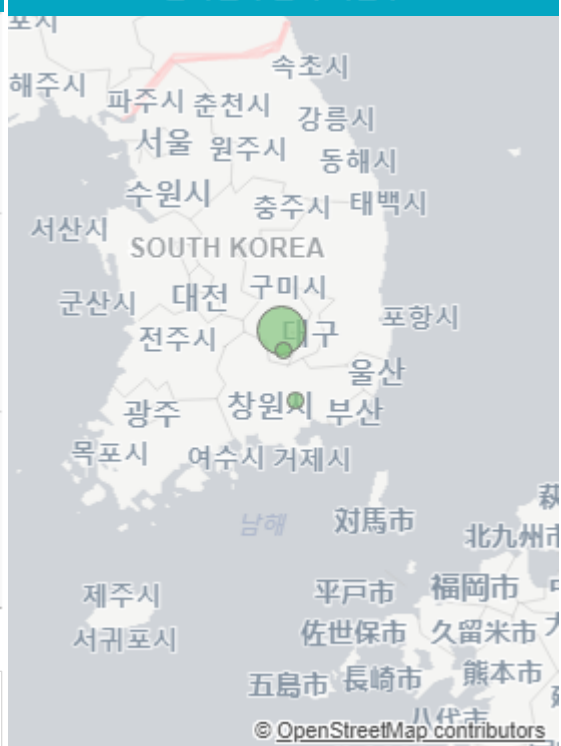


# 참외(일반)(10Kg)

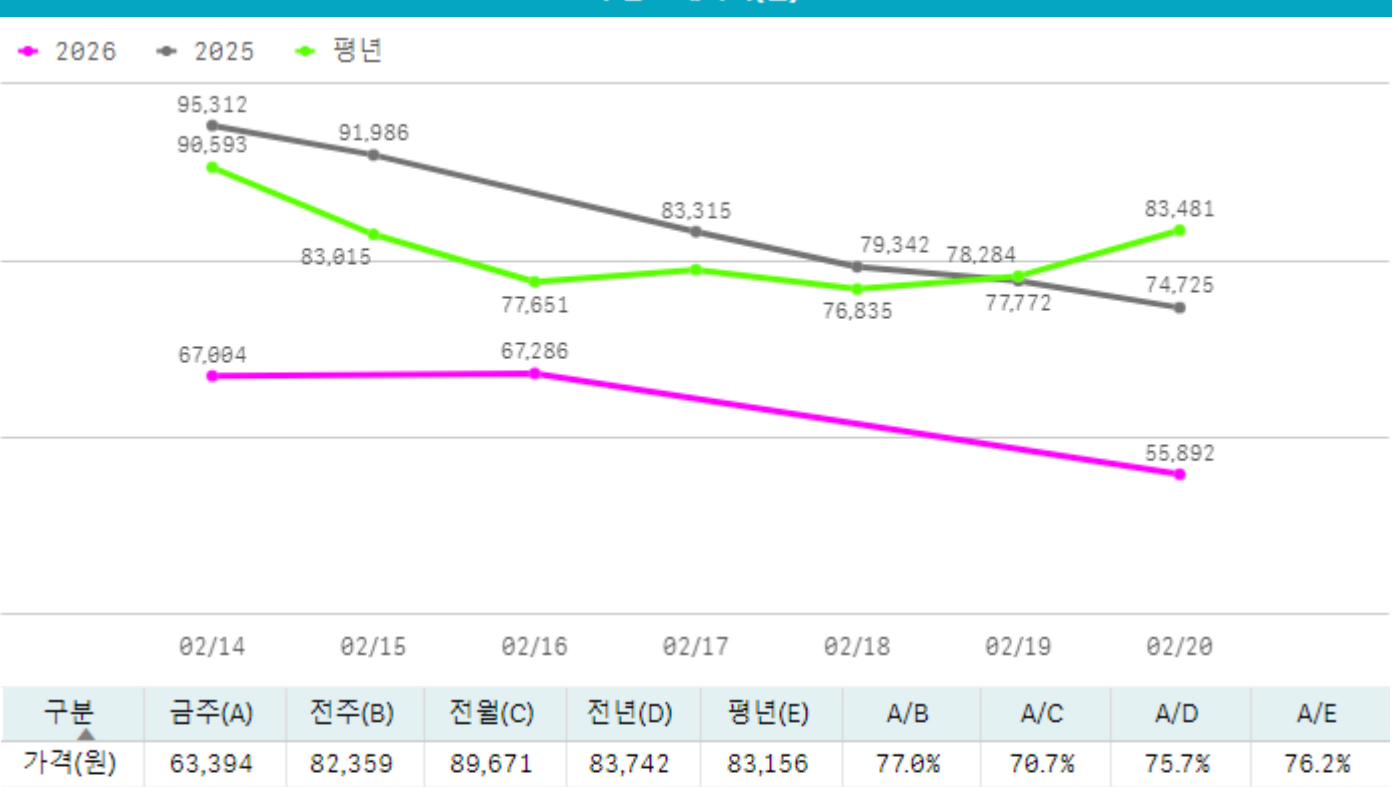
산지별 거래물량(톤)



산지별 주출하 시군구



주간 도매가격(원)



※ 상품 가격 기준

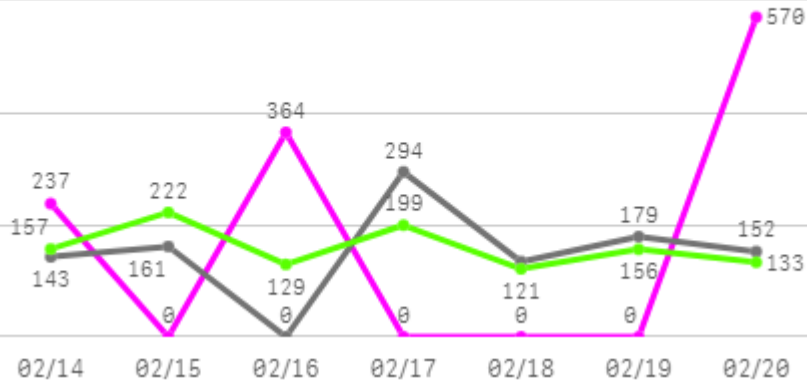
## □ 참외(일반)(10Kg) 주간 가격

구분	Q	품종	Q	단량	Q	특	상	보통	하
2026-02-14		참외(일반)		10Kg		77,078	67,004	56,214	41,833
2026-02-16		참외(일반)		10Kg		77,776	67,286	54,251	38,505
2026-02-20		참외(일반)		10Kg		64,983	55,892	47,411	34,363
평균						<b>73,279</b>	<b>63,394</b>	<b>52,625</b>	<b>38,234</b>

# 오이

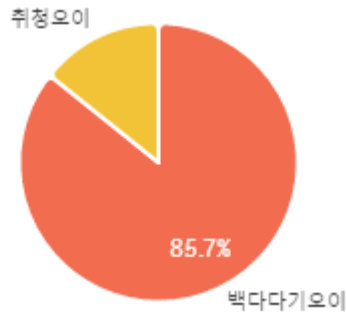
## 주간 반입량(톤)

◆ 2026    ● 2025    ▲ 평년

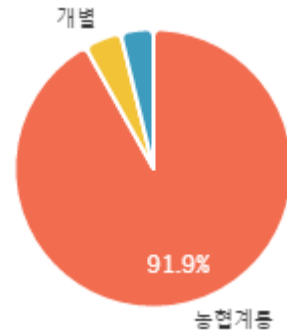


구분	금주(A)	전주(B)	전월(C)	전년(D)	평년(E)	A/B	A/C	A/D	A/E
물량(톤)	1,172	1,303	1,074	1,062	1,078	89.9%	109.1%	110.3%	108.7%

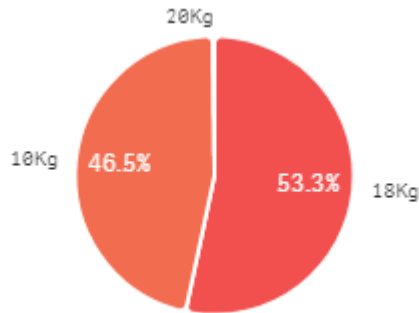
## 출하 품종별 거래물량 구성비



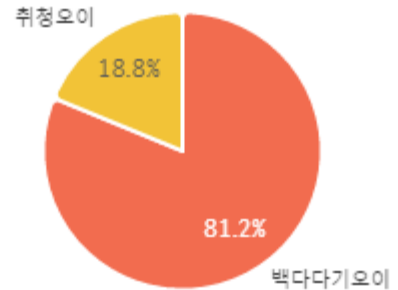
## 출하자별 거래물량 구성비



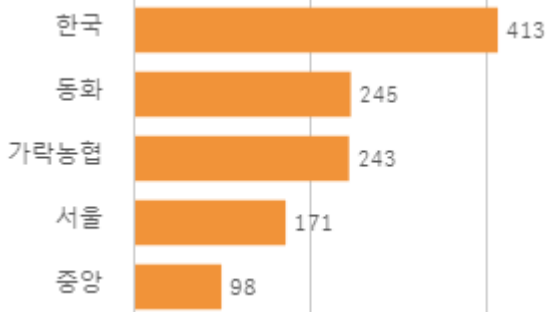
## 거래 단량별 물량 구성비



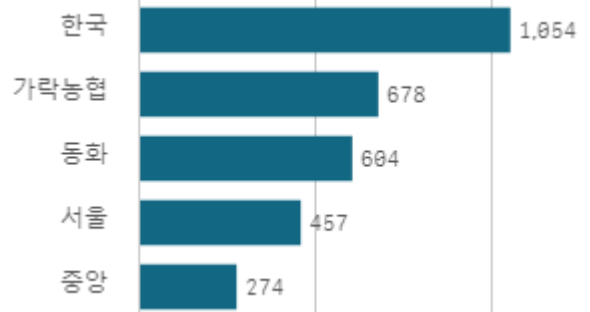
## 출하 품종별 거래금액 구성비



## 도매시장 법인별 거래물량(톤)

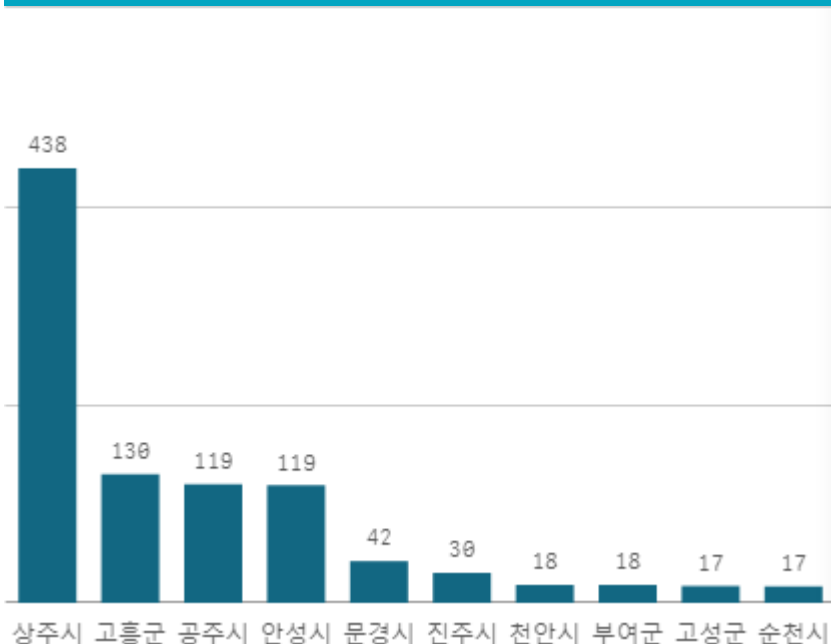


## 도매시장 법인별 거래금액(백만원)



# 백다다기오이(100개)

산지별 거래물량(톤)



출하산지(개소)

33

출하건수(천건)

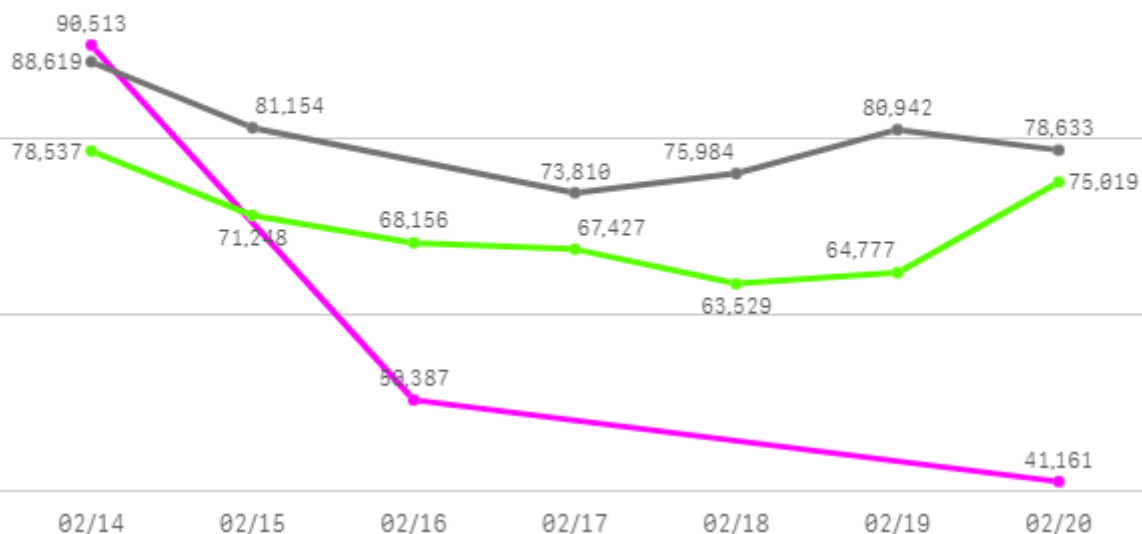
4

산지별 주출하 시군구



주간 도매가격(원)

◆ 2026    ● 2025    ◆ 평년



구분	금주(A)	전주(B)	전월(C)	전년(D)	평년(E)	A/B	A/C	A/D	A/E
가격(원)	60,687	78,159	70,691	79,857	74,604	77.6%	85.8%	76.0%	81.3%

※ 상품 가격 기준

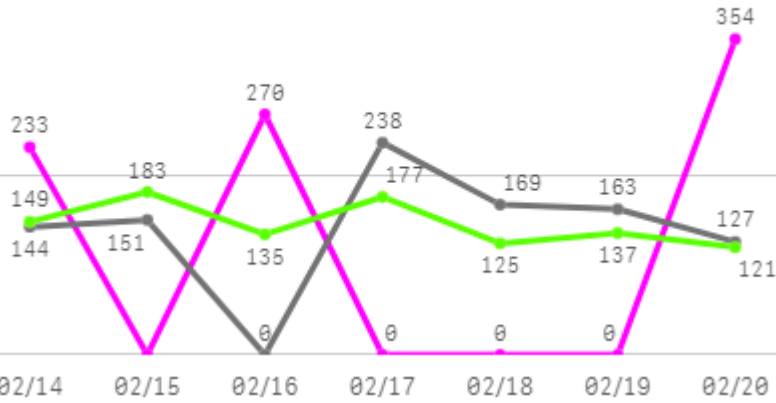
## □ 백다다기오이(100개) 주간 가격

구분	Q	품종	Q	단량	Q	특	상	보통	하
2026-02-14		백다다기오이		100개		110,720	90,513	76,997	54,473
2026-02-16		백다다기오이		100개		60,807	50,387	39,568	24,537
2026-02-20		백다다기오이		100개		48,257	41,161	30,459	22,312
평균						<b>73,261</b>	<b>60,687</b>	<b>49,008</b>	<b>33,774</b>

# 호박

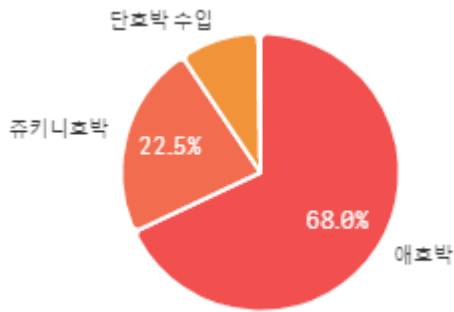
## 주간 반입량(톤)

◆ 2026    ● 2025    ▲ 평년

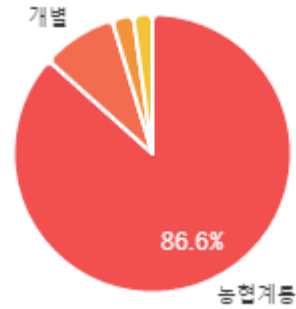


구분	금주(A)	전주(B)	전월(C)	전년(D)	평년(E)	A/B	A/C	A/D	A/E
물량(톤)	857	1,315	1,029	991	959	65.1%	83.3%	86.4%	89.4%

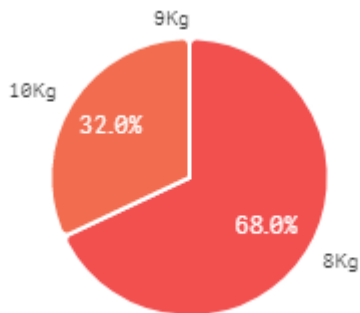
## 출하 품종별 거래물량 구성비



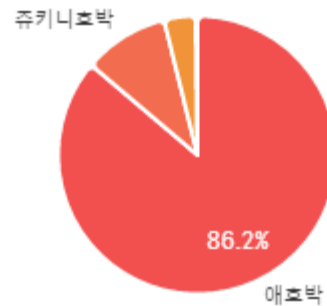
## 출하자별 거래물량 구성비



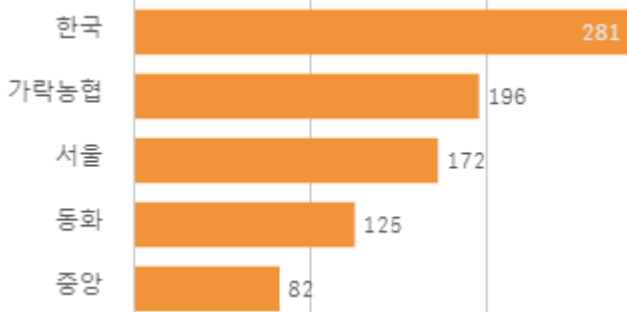
## 거래 단량별 물량 구성비



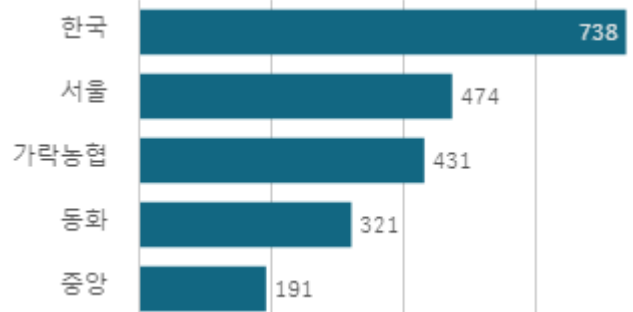
## 출하 품종별 거래금액 구성비



## 도매시장 법인별 거래물량(톤)

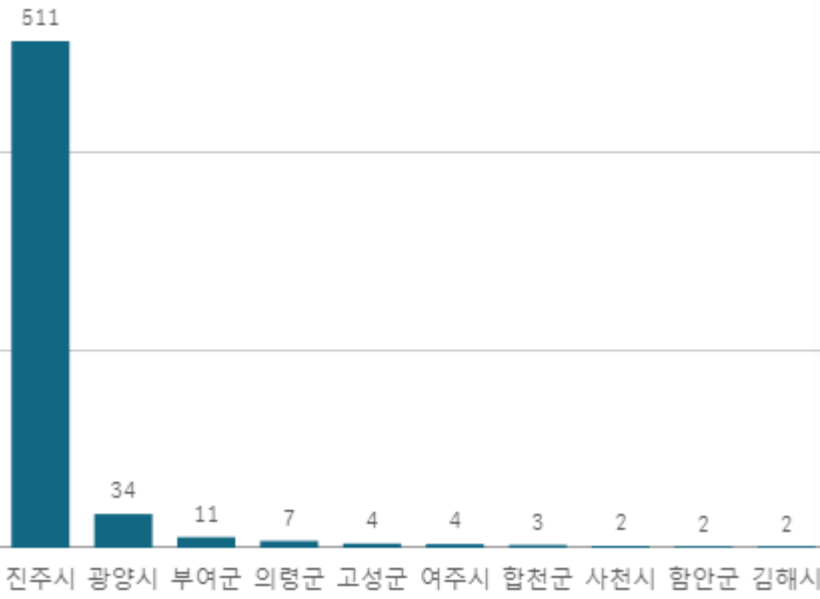


## 도매시장 법인별 거래금액(백만원)



# 애호박(20개)

산지별 거래물량(톤)

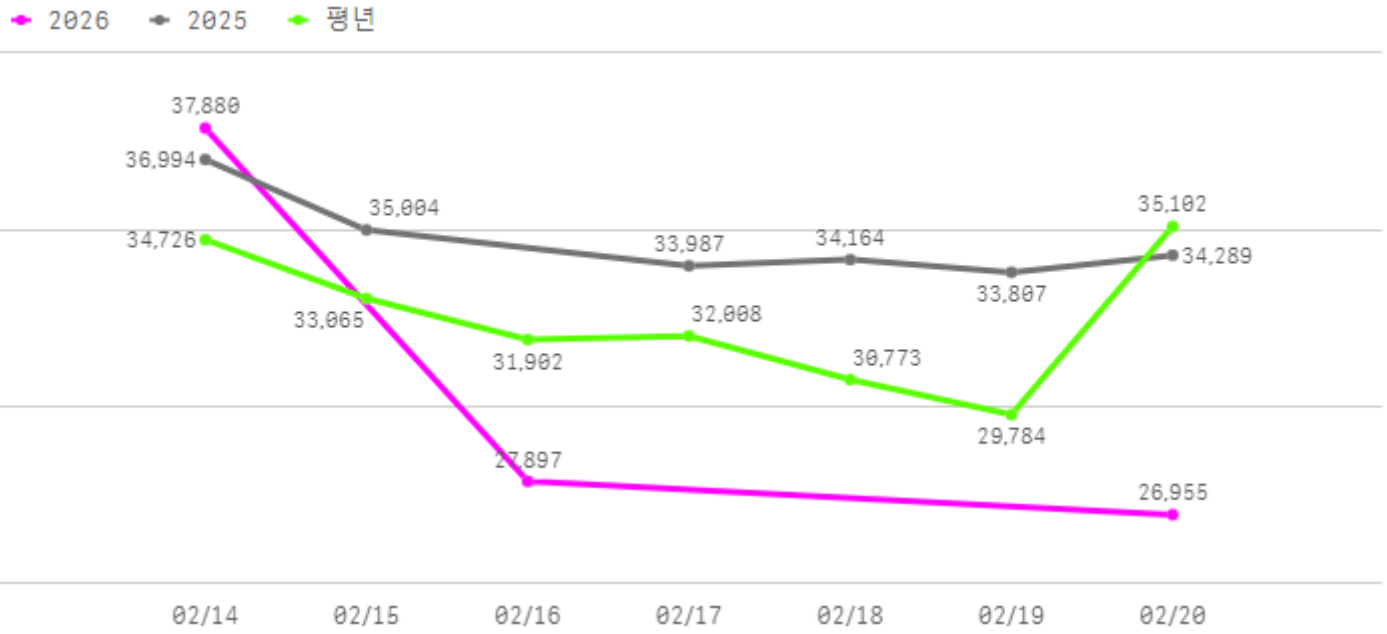


출하산지(개소)	17	출하건수(천건)	3
----------	----	----------	---

산지별 주출하 시군구



주간 도매가격(원)



구분	금주(A)	전주(B)	전월(C)	전년(D)	평년(E)	A/B	A/C	A/D	A/E
가격(원)	30,911	39,388	32,484	34,708	33,854	78.5%	95.2%	89.1%	91.3%

※ 상품 가격 기준

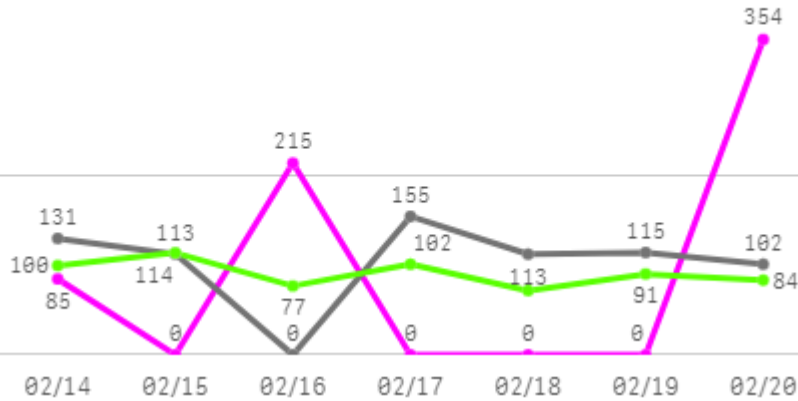
## □ 애호박(20개) 주간 가격

구분	Q	품종	Q	단량	Q	특	상	보통	하
2026-02-14		애호박		20개		42,619	37,880	32,123	21,318
2026-02-16		애호박		20개		31,337	27,897	23,917	15,033
2026-02-20		애호박		20개		30,389	26,955	23,133	15,777
평균						<b>34,782</b>	<b>30,911</b>	<b>26,391</b>	<b>17,376</b>

# 토마토

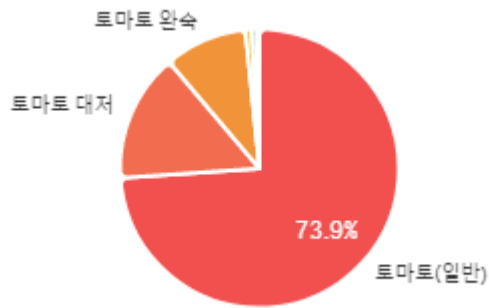
## 주간 반입량(톤)

◆ 2026    ● 2025    ▲ 평년

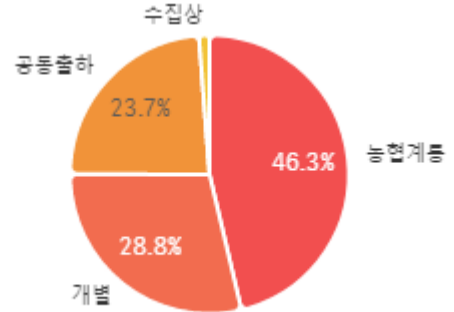


구분	금주(A)	전주(B)	전월(C)	전년(D)	평년(E)	A/B	A/C	A/D	A/E
물량(톤)	654	678	649	728	626	96.4%	100.7%	89.8%	104.5%

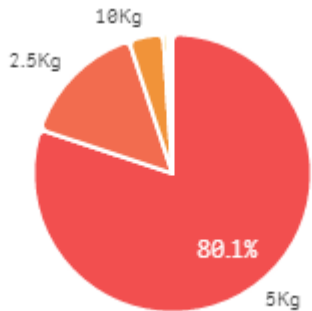
### 출하 품종별 거래물량 구성비



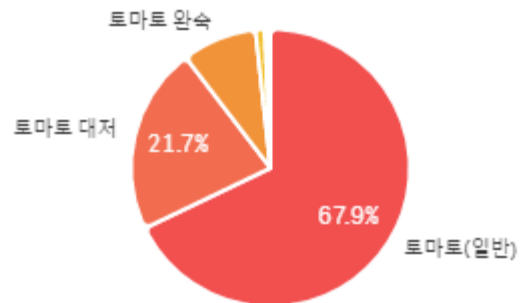
### 출하자별 거래물량 구성비



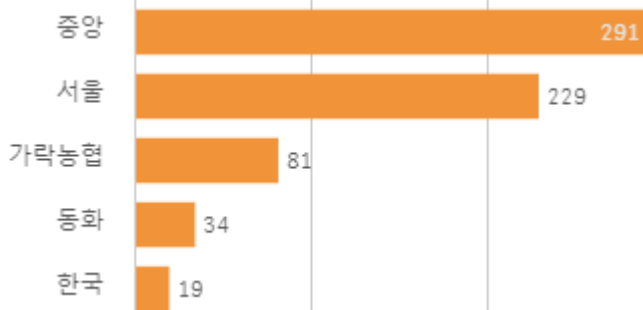
### 거래 단량별 물량 구성비



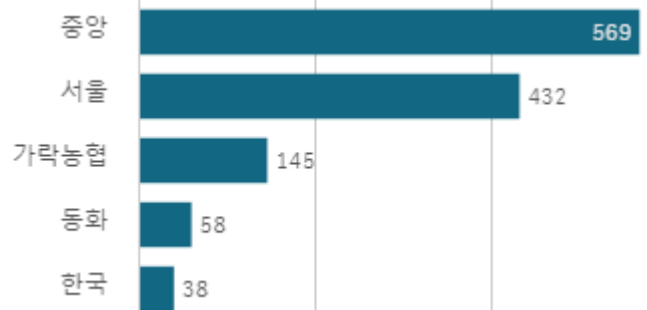
### 출하 품종별 거래금액 구성비



### 도매시장 법인별 거래물량(톤)

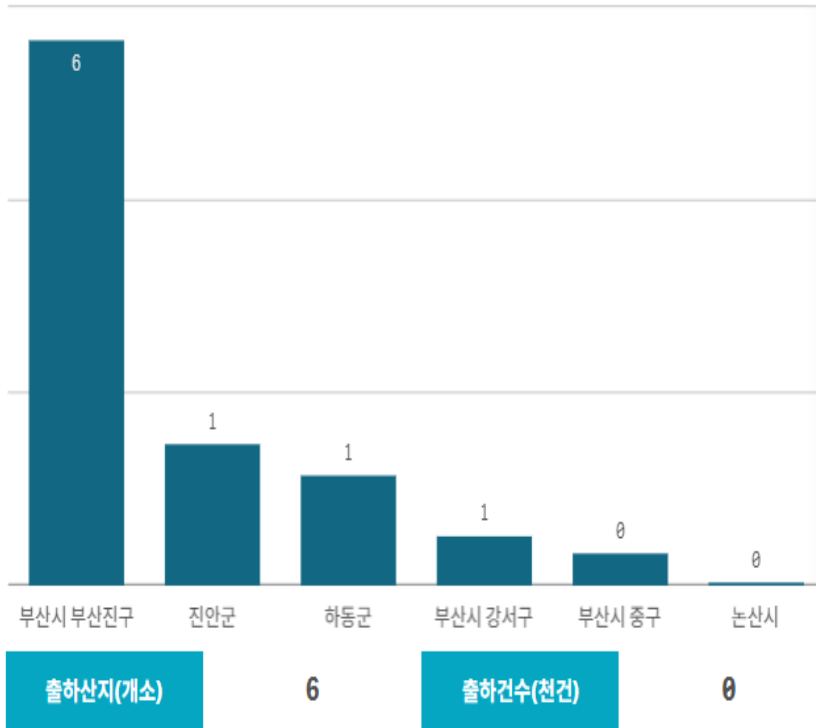


### 도매시장 법인별 거래금액(백만원)



# 토마토(5Kg)

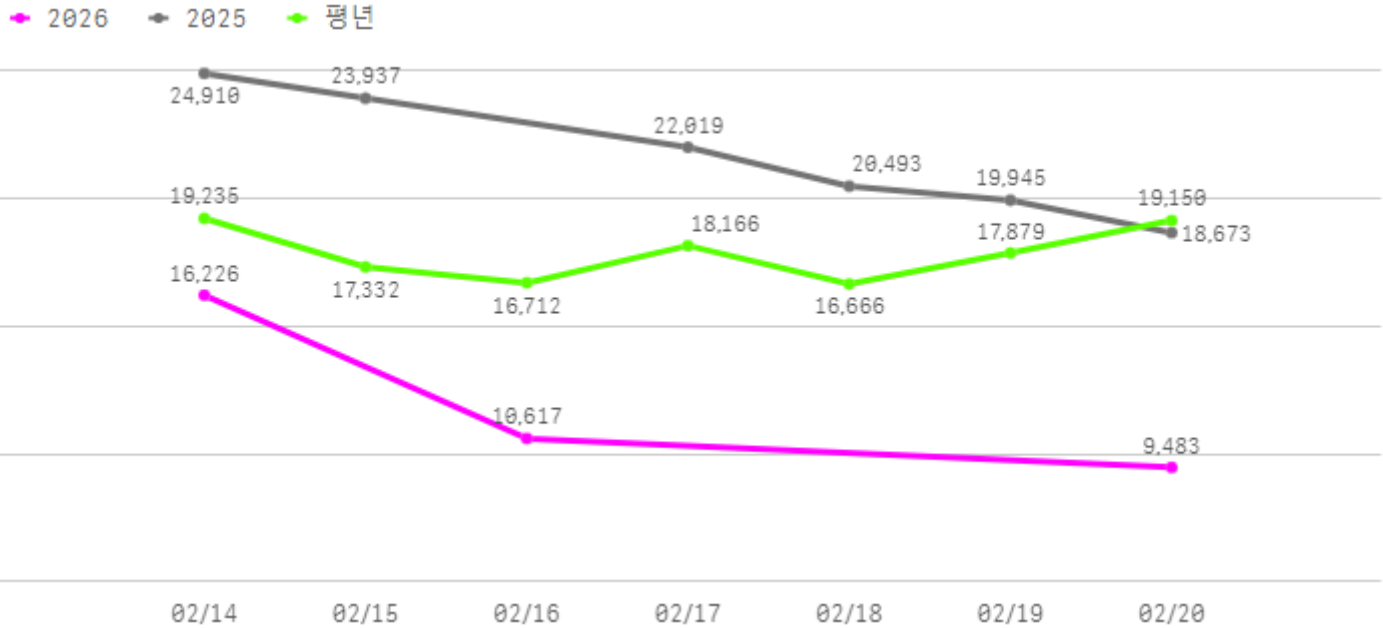
산지별 거래물량(톤)



산지별 주출하 시군구



주간 도매가격(원)



구분	금주(A)	전주(B)	전월(C)	전년(D)	평년(E)	A/B	A/C	A/D	A/E
가격(원)	12,109	15,293	14,832	21,663	18,842	79.2%	81.6%	55.9%	64.3%

※ 상품 가격 기준

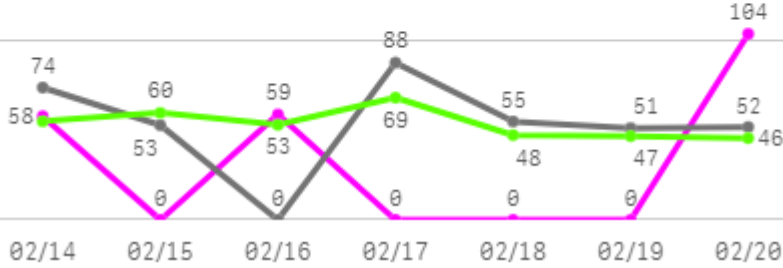
## □ 토마토(5Kg) 주간 가격

구분	Q	품종	Q	단량	Q	특	상	보통	하
2026-02-14		토마토		5Kg		18,064	16,226	12,351	7,357
2026-02-16		토마토		5Kg		12,971	10,617	8,537	5,254
2026-02-20		토마토		5Kg		12,153	9,483	7,524	4,881
평균						<b>14,396</b>	<b>12,109</b>	<b>9,471</b>	<b>5,831</b>

# 방울토마토

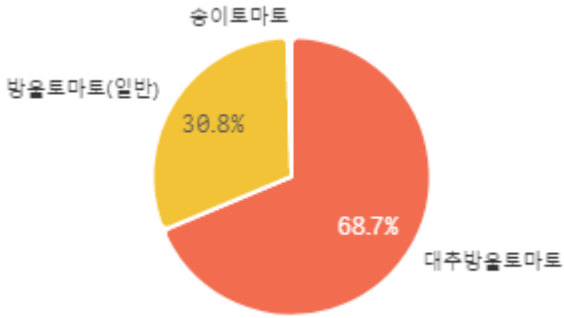
## 주간 반입량(톤)

◆ 2026    ● 2025    ▲ 평년

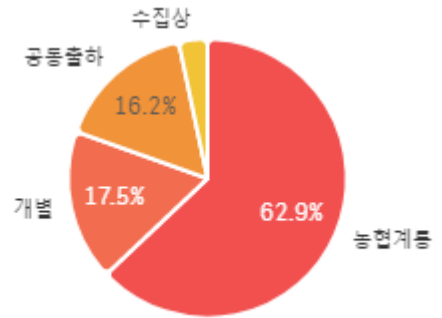


구분	금주(A)	전주(B)	전월(C)	전년(D)	평년(E)	A/B	A/C	A/D	A/E
물량(톤)	221	336	326	374	331	65.9%	68.0%	59.2%	67.0%

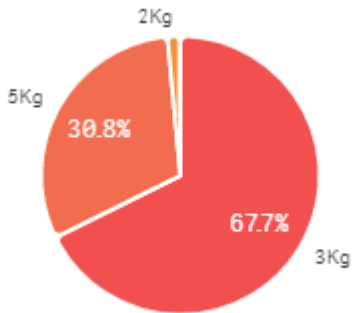
### 출하 품종별 거래물량 구성비



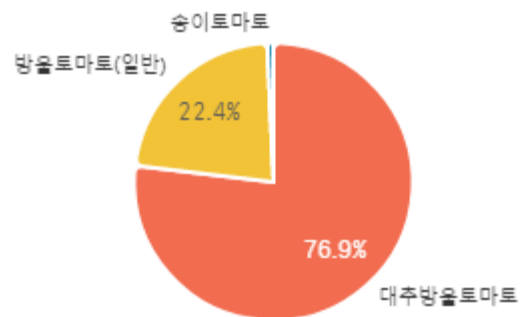
### 출하자별 거래물량 구성비



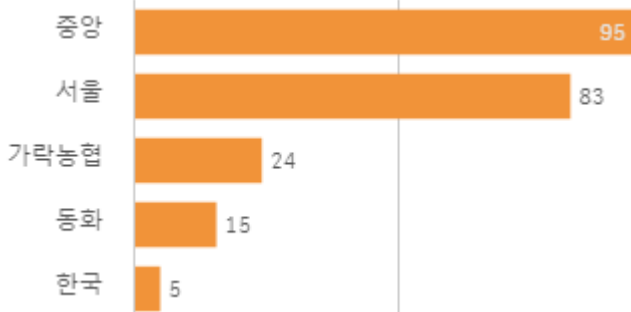
### 거래 단량별 물량 구성비



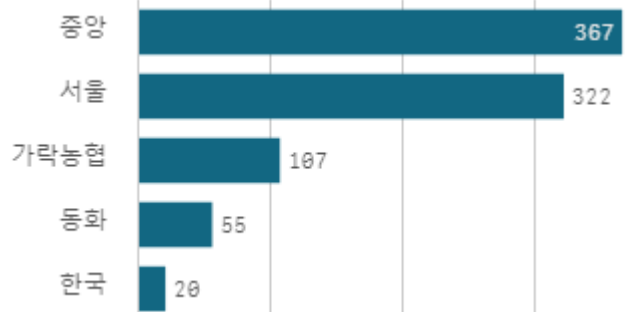
### 출하 품종별 거래금액 구성비



### 도매시장 법인별 거래물량(톤)

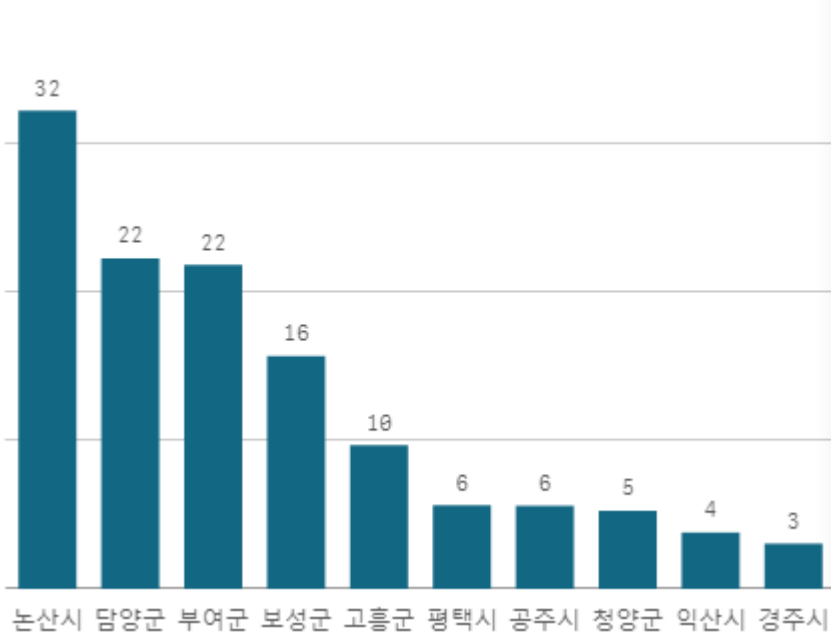


### 도매시장 법인별 거래금액(백만원)



# 대추방울토마토(3Kg)

산지별 거래물량(톤)



출하산지(개소)

40

출하건수(천건)

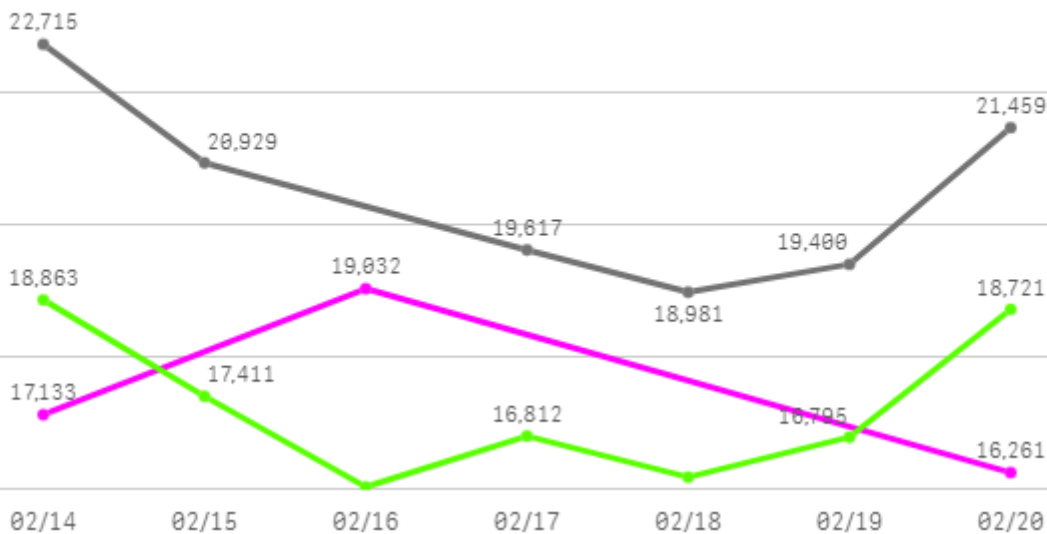
2

산지별 주출하 시군구



주간 도매가격(원)

◆ 2026    ● 2025    ◆ 평년



구분	금주(A)	전주(B)	전월(C)	전년(D)	평년(E)	A/B	A/C	A/D	A/E
가격(원)	17,475	17,537	17,605	20,517	18,317	99.7%	99.3%	85.2%	95.4%

※ 상품 가격 기준

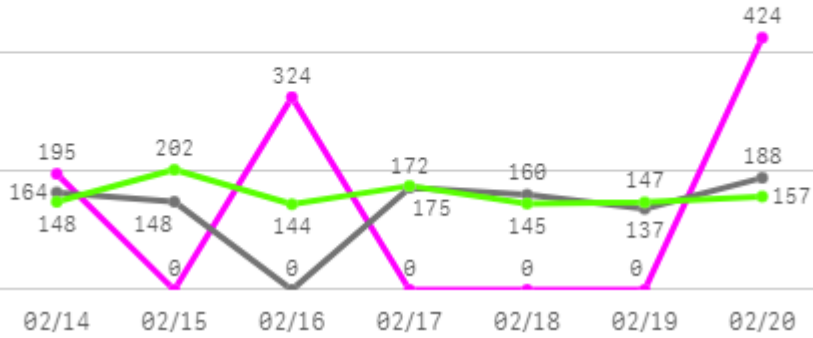
## □ 대추방울토마토(3Kg) 주간 가격

구분	Q	품종	Q	단량	Q	특	상	보통	하
2026-02-14		대추방울토마토		3Kg		21,304	17,133	12,803	8,453
2026-02-16		대추방울토마토		3Kg		24,160	19,032	12,501	6,200
2026-02-20		대추방울토마토		3Kg		20,882	16,261	12,089	7,898
평균						<b>22,115</b>	<b>17,475</b>	<b>12,464</b>	<b>7,517</b>

# 딸기

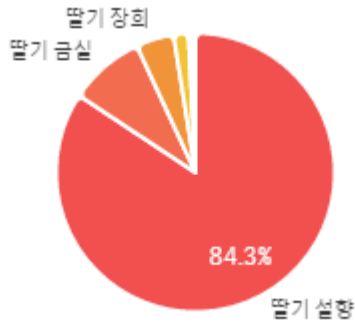
## 주간 반입량(톤)

◆ 2026    ● 2025    ▲ 평년

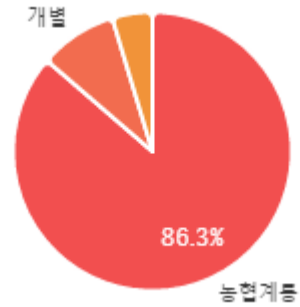


구분	금주(A)	전주(B)	전월(C)	전년(D)	평년(E)	A/B	A/C	A/D	A/E
물량(톤)	943	954	761	968	1,022	98.9%	123.9%	97.4%	92.3%

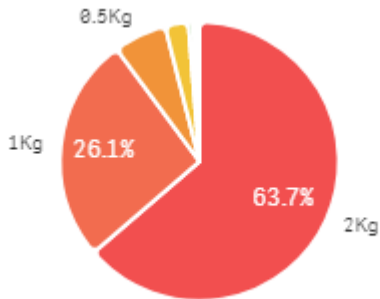
### 출하 품종별 거래물량 구성비



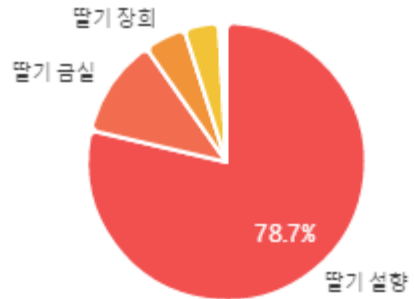
### 출하자별 거래물량 구성비



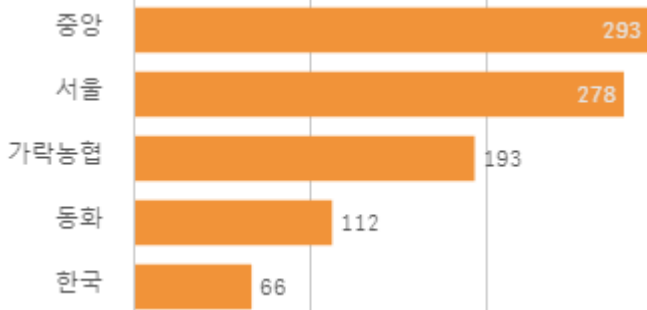
### 거래 단량별 물량 구성비



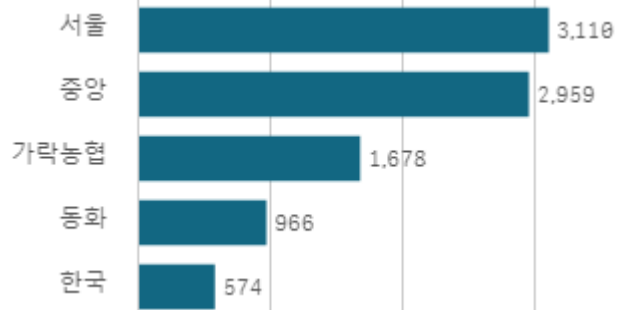
### 출하 품종별 거래금액 구성비



### 도매시장 법인별 거래물량(톤)

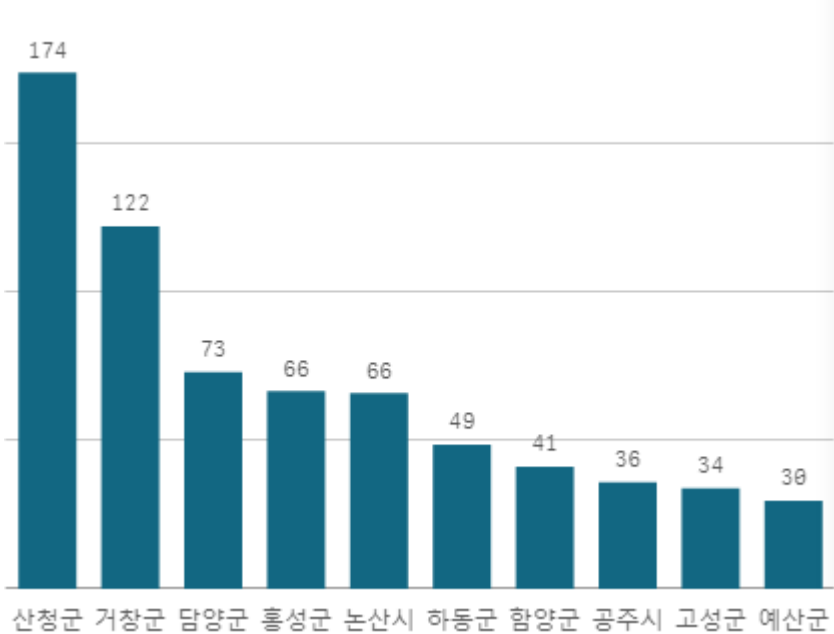


### 도매시장 법인별 거래금액(백만원)



# 딸기 설향(1Kg)

산지별 거래물량(톤)



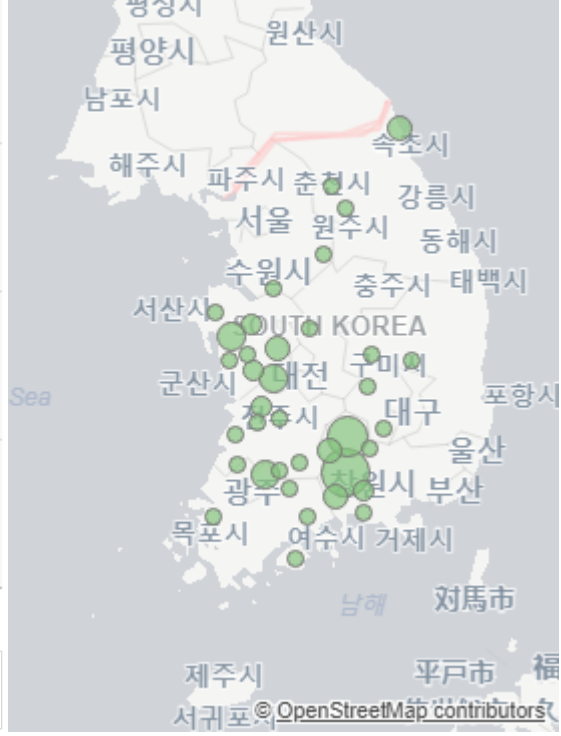
출하산지(개소)

38

출하건수(천건)

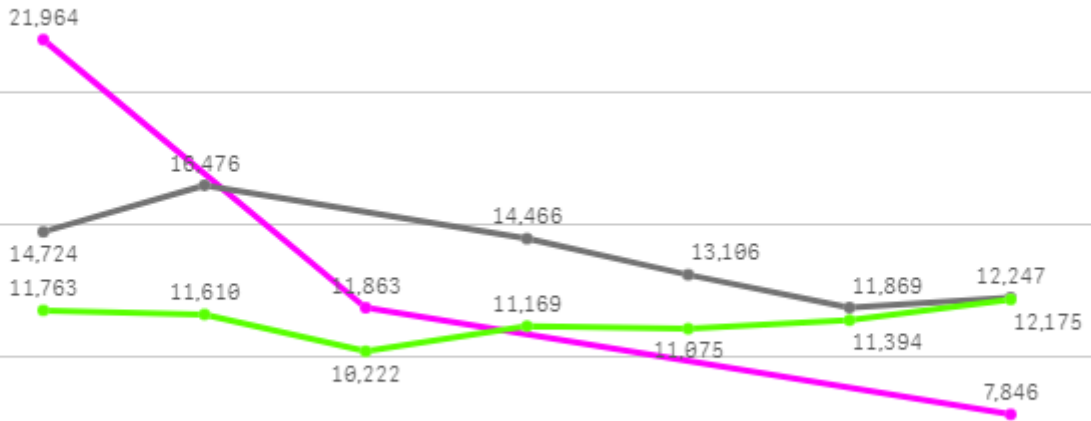
15

산지별 주출하 시군구



주간 도매가격(원)

◆ 2026    ● 2025    ◆ 평년



02/14    02/15    02/16    02/17    02/18    02/19    02/20

구분	금주(A)	전주(B)	전월(C)	전년(D)	평년(E)	A/B	A/C	A/D	A/E
가격(원)	13,891	13,194	23,056	13,815	12,244	105.3%	60.2%	100.6%	113.5%

※ 상품 가격 기준

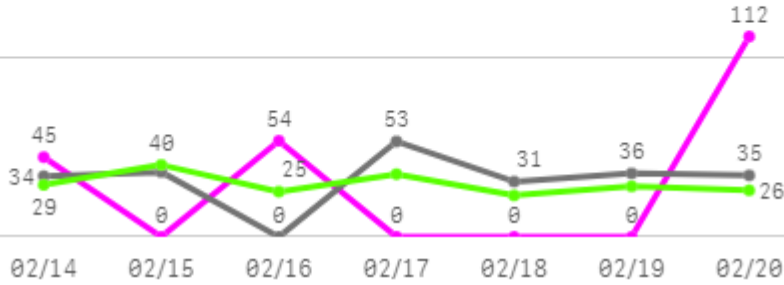
## □ 딸기 설향(1Kg) 주간 가격

구분	Q	품종	Q	단량	Q	특	상	보통	하
2026-02-14		딸기 설향		1Kg		23,751	21,964	17,888	12,446
2026-02-16		딸기 설향		1Kg		13,436	11,863	9,679	5,603
2026-02-20		딸기 설향		1Kg		11,097	7,846	5,181	2,905
평균						<b>16,095</b>	<b>13,891</b>	<b>10,916</b>	<b>6,985</b>

# 가지

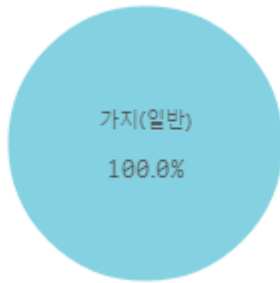
## 주간 반입량(톤)

◆ 2026    ● 2025    ▲ 평년

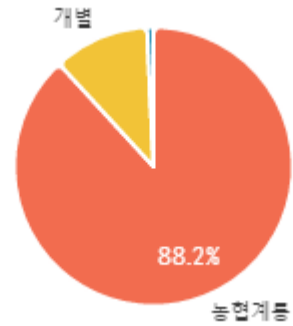


구분	금주(A)	전주(B)	전월(C)	전년(D)	평년(E)	A/B	A/C	A/D	A/E
물량(톤)	211	231	238	225	205	91.4%	88.7%	93.7%	102.9%

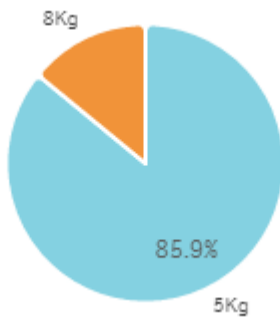
### 출하 품종별 거래물량 구성비



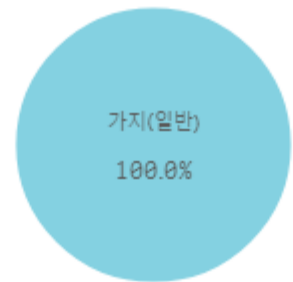
### 출하자별 거래물량 구성비



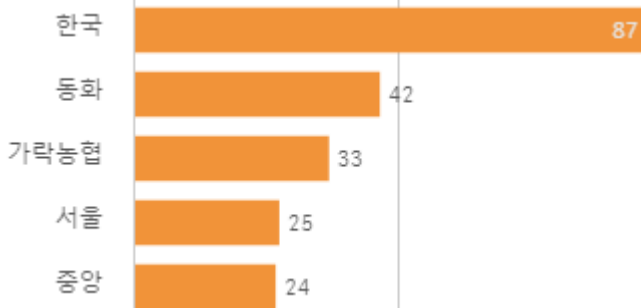
### 거래 단량별 물량 구성비



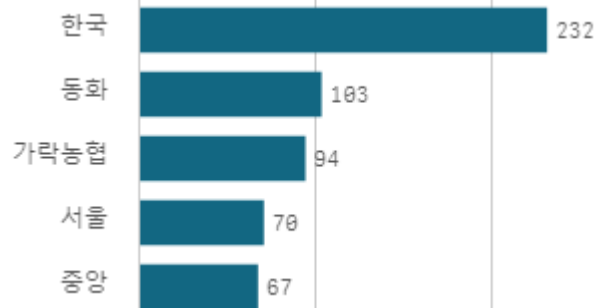
### 출하 품종별 거래금액 구성비



### 도매시장 법인별 거래물량(톤)

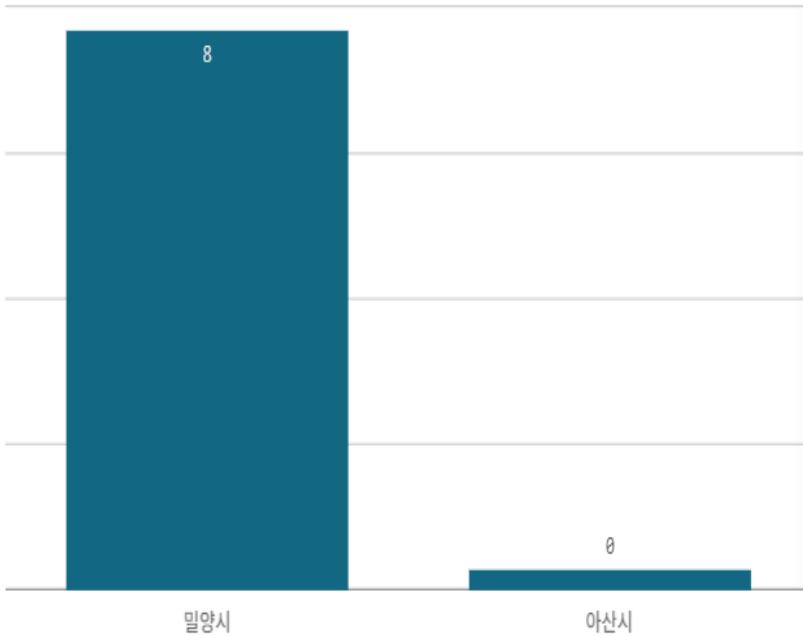


### 도매시장 법인별 거래금액(백만원)



# 가지(8Kg)

산지별 거래물량(톤)



출하산지(개소)

2

출하건수(천건)

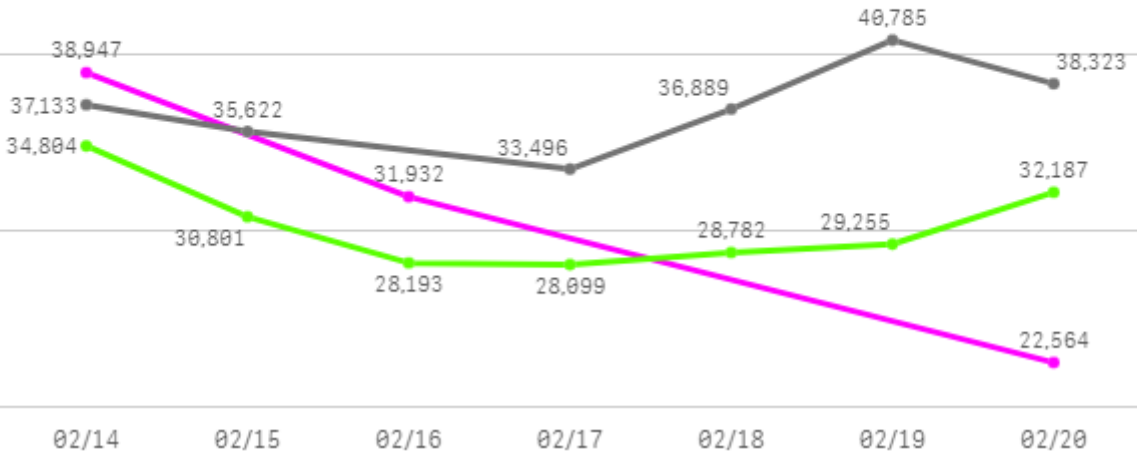
0

산지별 주출하 시군구



주간 도매가격(원)

◆ 2026    ● 2025    ◆ 평년



구분	금주(A)	전주(B)	전월(C)	전년(D)	평년(E)	A/B	A/C	A/D	A/E
가격(원)	31,148	38,251	36,168	37,041	32,389	81.4%	86.1%	84.1%	96.2%

※ 상품 가격 기준

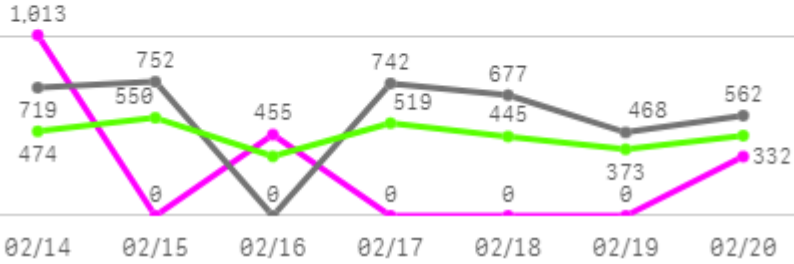
## □ 가지(8Kg) 주간 가격

구분	Q	품종	Q	단량	Q	특	상	보통	하
2026-02-14		가지		8Kg		-	38,947	34,206	23,309
2026-02-16		가지		8Kg		-	31,932	26,434	16,750
2026-02-20		가지		8Kg		-	22,564	19,792	12,173
평균						-	<b>31,148</b>	<b>26,811</b>	<b>17,411</b>

# 무

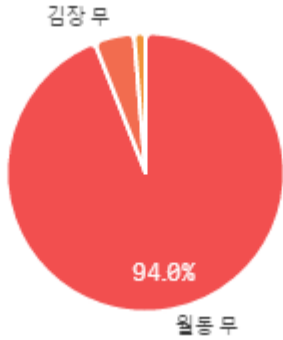
## 주간 반입량(톤)

◆ 2026    ● 2025    ▲ 평년

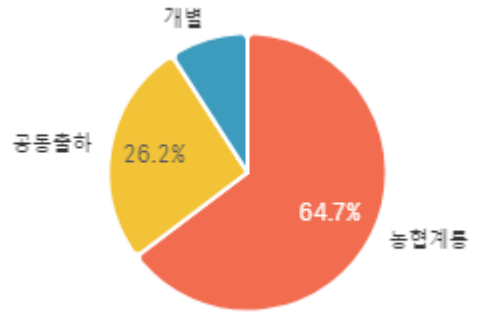


구분	금주(A)	전주(B)	전월(C)	전년(D)	평년(E)	A/B	A/C	A/D	A/E
물량(톤)	1,801	4,559	3,563	3,920	2,986	39.5%	50.5%	45.9%	60.3%

### 출하 품종별 거래물량 구성비



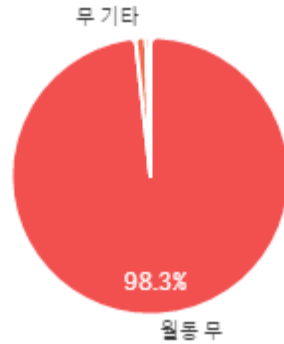
### 출하자별 거래물량 구성비



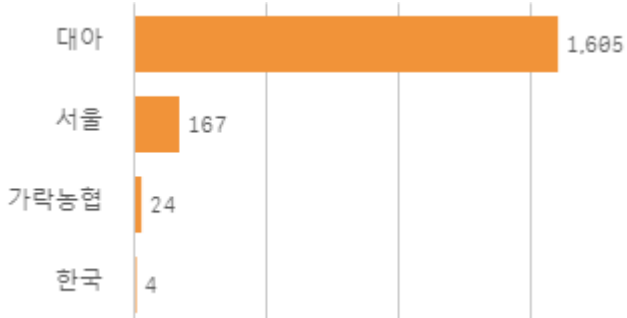
### 거래 단량별 물량 구성비



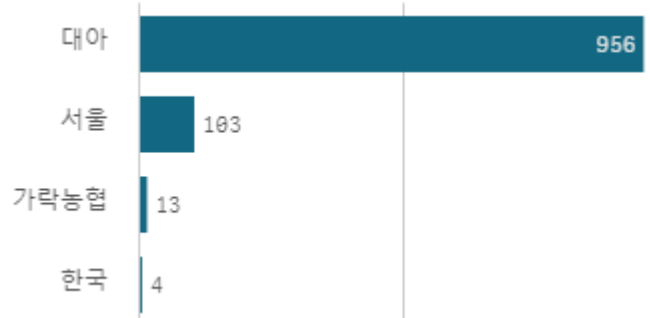
### 출하 품종별 거래금액 구성비



### 도매시장 법인별 거래물량(톤)

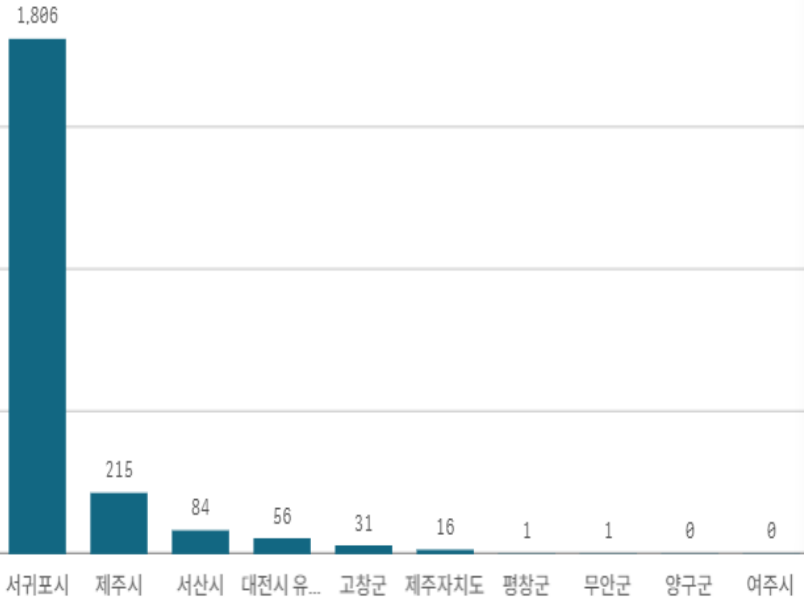


### 도매시장 법인별 거래금액(백만원)



# 무(20Kg)

산지별 거래물량(톤)



출하산지(개소)

12

출하건수(친건)

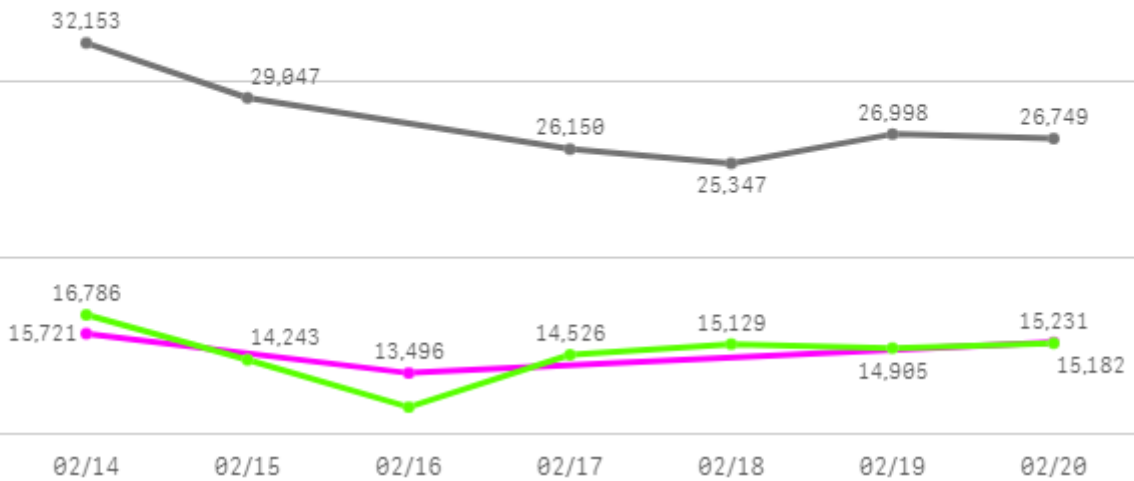
1

산지별 주출하 시군구



주간 도매가격(원)

◆ 2026    ● 2025    ◆ 평년



구분	금주(A)	전주(B)	전월(C)	전년(D)	평년(E)	A/B	A/C	A/D	A/E
가격(원)	14,816	16,338	12,792	27,741	15,952	90.7%	115.8%	53.4%	92.9%

※ 상품 가격 기준

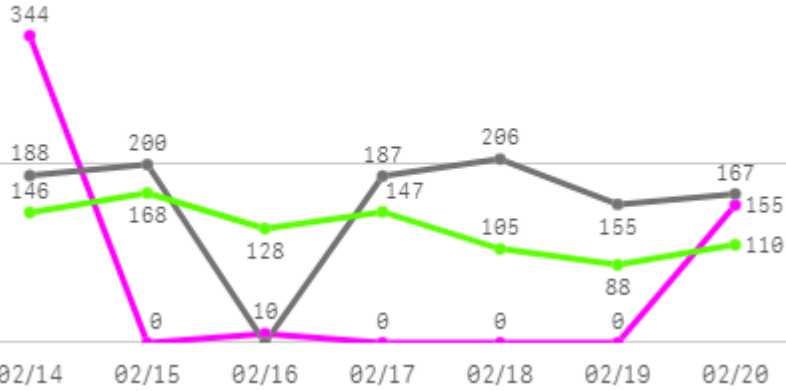
## □ 무(20Kg) 주간 가격

구분	Q	품종	Q	단량	Q	특	상	보통	하
2026-02-14		무		20Kg		19,726	15,721	12,046	5,350
2026-02-16		무		20Kg		16,791	13,496	9,762	5,634
2026-02-20		무		20Kg		18,454	15,231	11,701	7,523
평균						<b>18,324</b>	<b>14,816</b>	<b>11,170</b>	<b>6,169</b>

# 당근

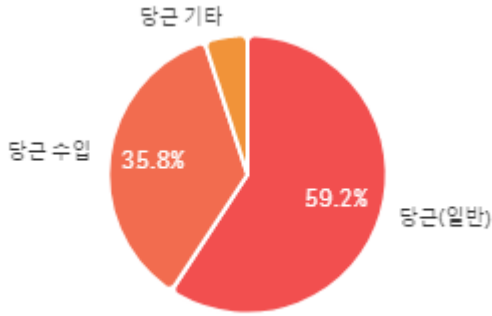
## 주간 반입량(톤)

◆ 2026    ● 2025    ▲ 평년

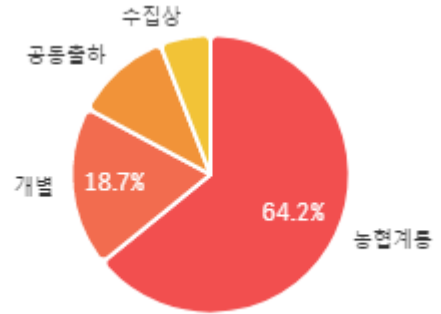


구분	금주(A)	전주(B)	전월(C)	전년(D)	평년(E)	A/B	A/C	A/D	A/E
물량(톤)	509	1,266	906	1,103	837	40.2%	56.2%	46.2%	60.8%

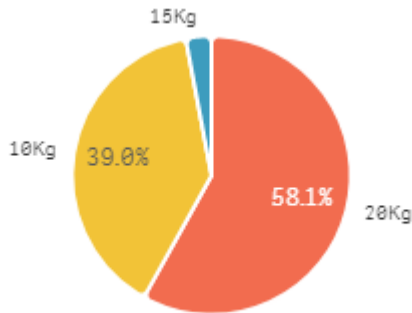
## 출하 품종별 거래물량 구성비



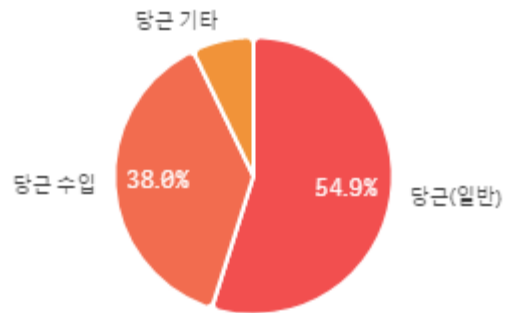
## 출하자별 거래물량 구성비



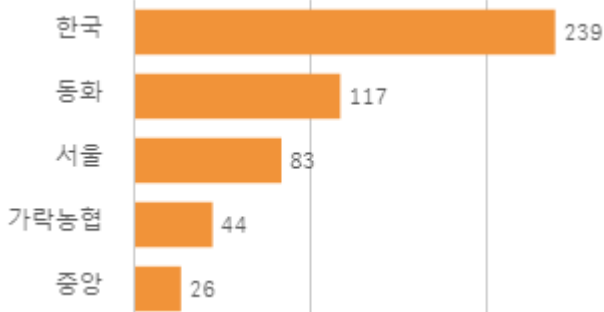
## 거래 단량별 물량 구성비



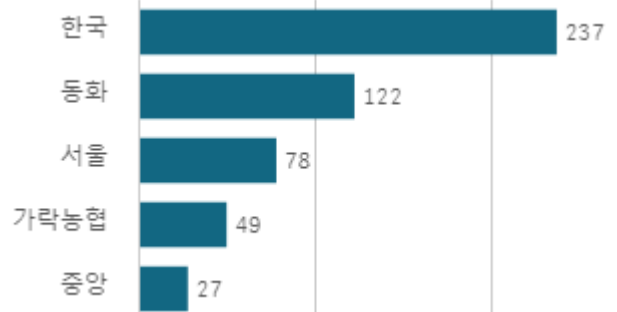
## 출하 품종별 거래금액 구성비



## 도매시장 법인별 거래물량(톤)

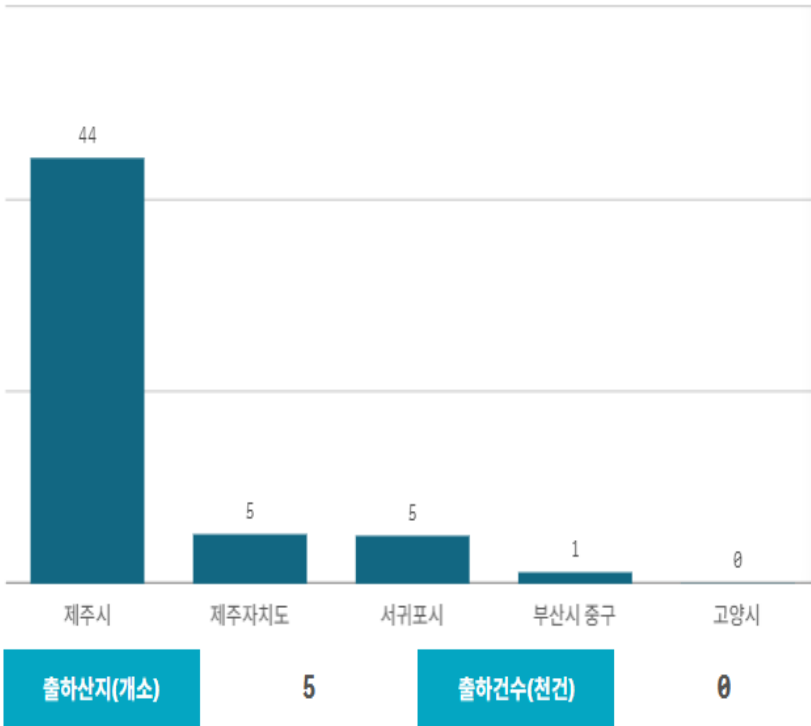


## 도매시장 법인별 거래금액(백만원)



# 당근(20Kg)

산지별 거래물량(톤)

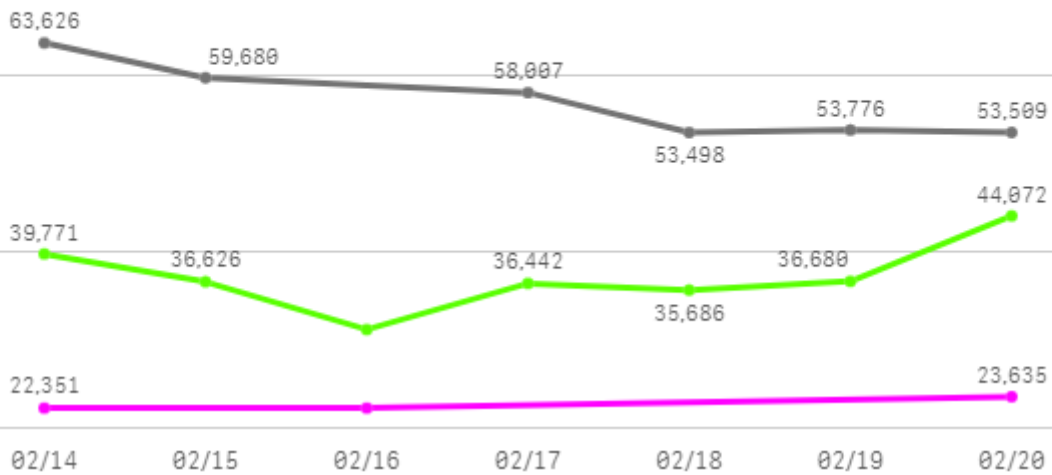


산지별 주출하 시군구



주간 도매가격(원)

◆ 2026    ● 2025    ▲ 평년



구분	금주(A)	전주(B)	전월(C)	전년(D)	평년(E)	A/B	A/C	A/D	A/E
가격(원)	22,779	28,243	22,738	57,016	37,920	80.7%	100.2%	40.0%	60.1%

※ 상품 가격 기준

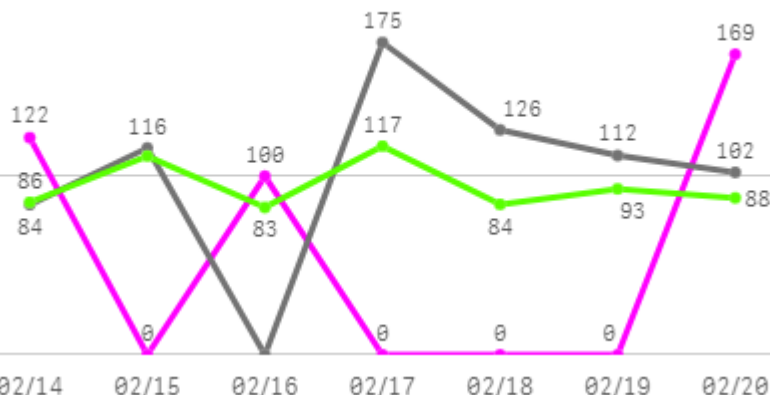
## □ 당근(20Kg) 주간 가격

구분	Q	품종	Q	단량	Q	특	상	보통	하
2026-02-14		당근		20Kg		26,210	22,351	17,696	11,175
2026-02-16		당근		20Kg		26,210	22,351	17,696	11,175
2026-02-20		당근		20Kg		26,500	23,635	18,053	13,743
평균						<b>26,307</b>	<b>22,779</b>	<b>17,815</b>	<b>12,031</b>

# 생고추

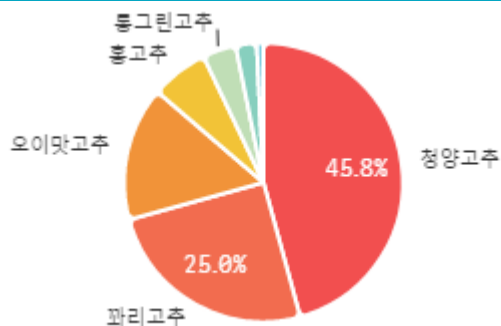
## 주간 반입량(톤)

2026 (파란 선) 2025 (회색 선) 평년 (초록 선)

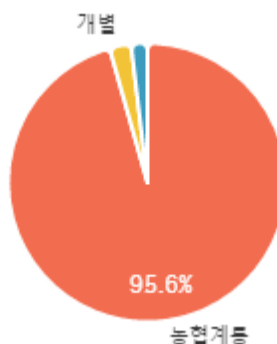


구분	금주(A)	전주(B)	전월(C)	전년(D)	평년(E)	A/B	A/C	A/D	A/E
물량(톤)	391	835	621	716	594	46.8%	62.9%	54.6%	65.7%

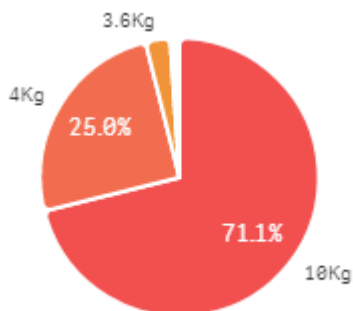
### 출하 품종별 거래물량 구성비



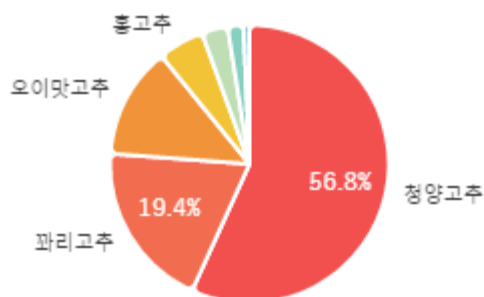
### 출하자별 거래물량 구성비



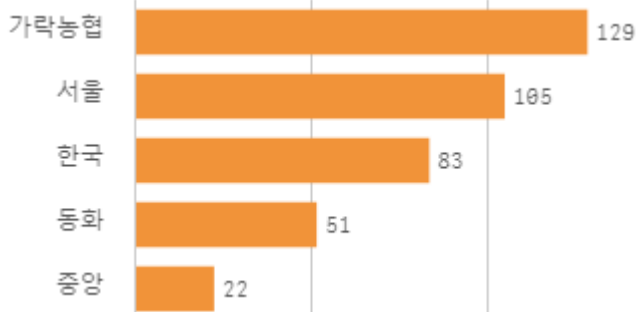
### 거래 단량별 물량 구성비



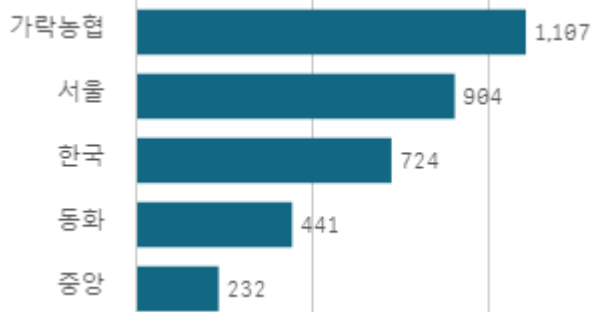
### 출하 품종별 거래금액 구성비



### 도매시장 법인별 거래물량(톤)

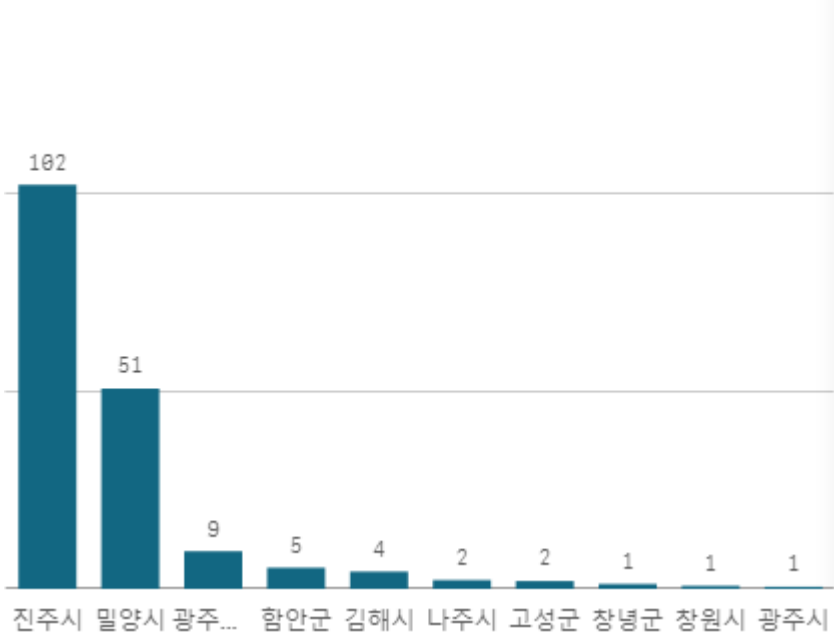


### 도매시장 법인별 거래금액(백만원)



# 청양고추(10Kg)

산지별 거래물량(톤)



출하산지(개소)

12

출하건수(천건)

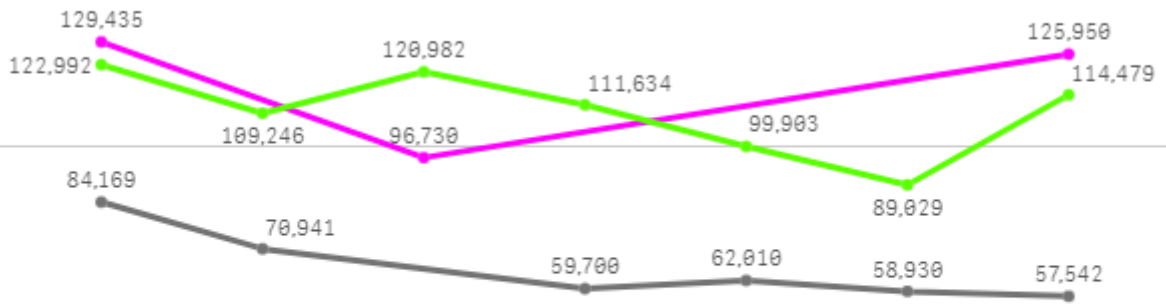
2

산지별 주출하 시군구



주간 도매가격(원)

◆ 2026    ● 2025    ◆ 평년



02/14    02/15    02/16    02/17    02/18    02/19    02/20

구분	금주(A)	전주(B)	전월(C)	전년(D)	평년(E)	A/B	A/C	A/D	A/E
가격(원)	117,372	133,439	87,759	65,549	116,087	88.0%	133.7%	179.1%	101.1%

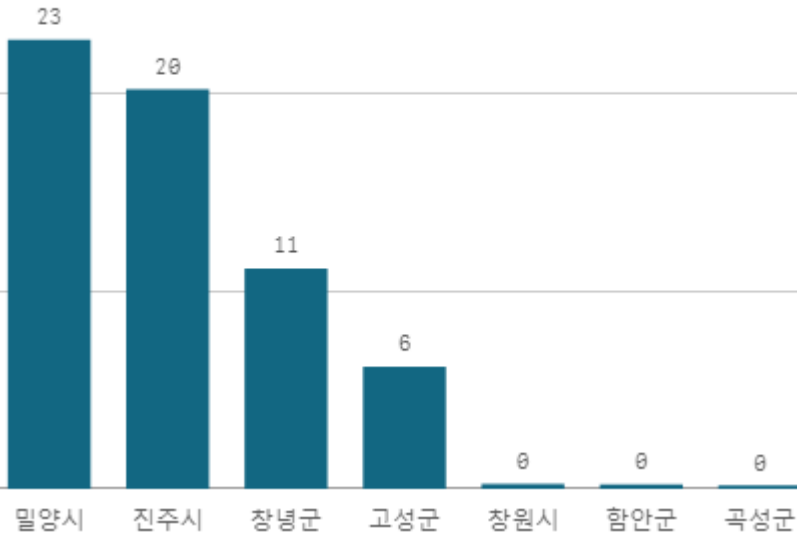
※ 상품 가격 기준

## □ 청양고추(10Kg) 주간 가격

구분	Q	품종	Q	단량	Q	특	상	보통	하
2026-02-14		청양고추		10Kg		138,983	129,435	112,983	75,443
2026-02-16		청양고추		10Kg		102,497	96,730	90,456	80,492
2026-02-20		청양고추		10Kg		129,900	125,950	118,320	96,999
평균						<b>123,793</b>	<b>117,372</b>	<b>107,253</b>	<b>84,311</b>

# 오이맛고추(10Kg)

산지별 거래물량(톤)



출하산지(개소)

7

출하건수(천건)

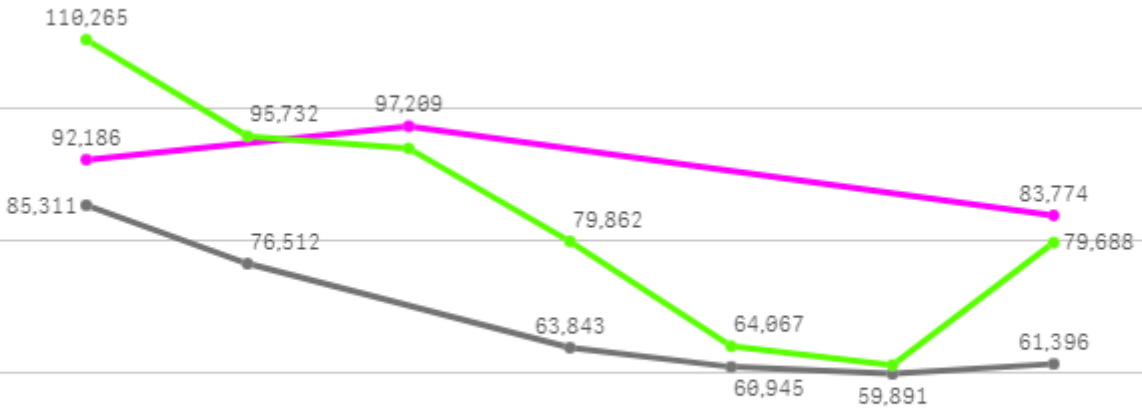
1

산지별 주출하 시군구



주간 도매가격(원)

◆ 2026    ● 2025    ◆ 평년



02/14    02/15    02/16    02/17    02/18    02/19    02/20

구분	금주(A)	전주(B)	전월(C)	전년(D)	평년(E)	A/B	A/C	A/D	A/E
가격(원)	91,056	86,042	79,565	67,983	90,781	105.8%	114.4%	133.9%	100.3%

※ 상품 가격 기준

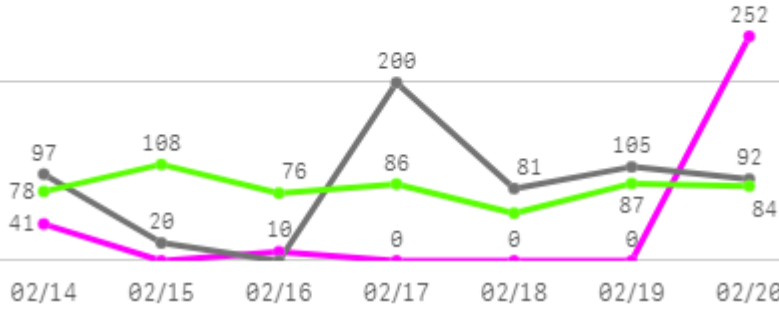
## □ 오이맛고추(10Kg) 주간 가격

구분	Q	품종	Q	단량	Q	특	상	보통	하
2026-02-14		오이맛고추		10Kg		101,800	92,186	75,446	38,540
2026-02-16		오이맛고추		10Kg		119,667	97,209	70,057	38,696
2026-02-20		오이맛고추		10Kg		89,917	83,774	67,048	43,347
평균						<b>103,795</b>	<b>91,056</b>	<b>70,850</b>	<b>40,194</b>

# 마늘

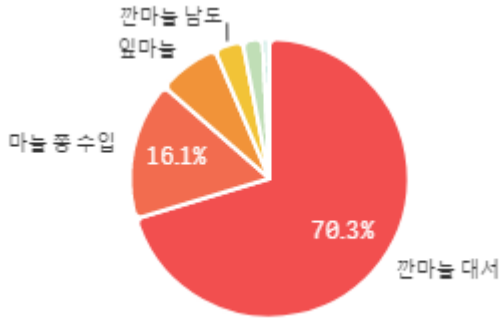
## 주간 반입량(톤)

◆ 2026    ● 2025    ▲ 평년

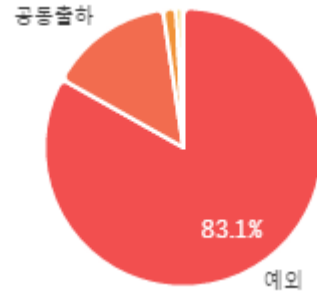


구분	금주(A)	전주(B)	전월(C)	전년(D)	평년(E)	A/B	A/C	A/D	A/E
물량(톤)	303	668	544	595	527	45.4%	55.8%	50.9%	57.5%

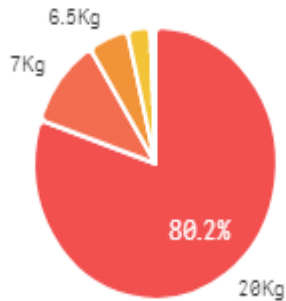
### 출하 품종별 거래물량 구성비



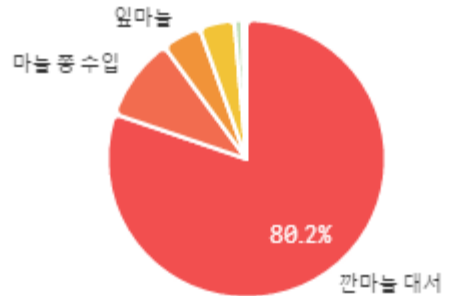
### 출하자별 거래물량 구성비



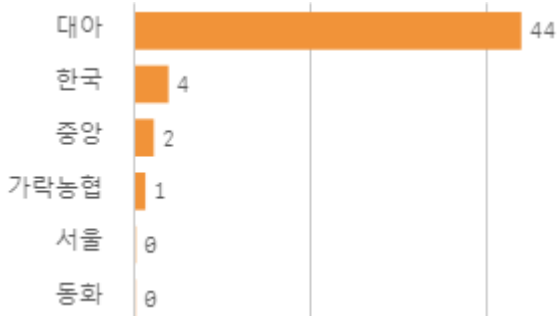
### 거래 단량별 물량 구성비



### 출하 품종별 거래금액 구성비



### 도매시장 법인별 거래물량(톤)

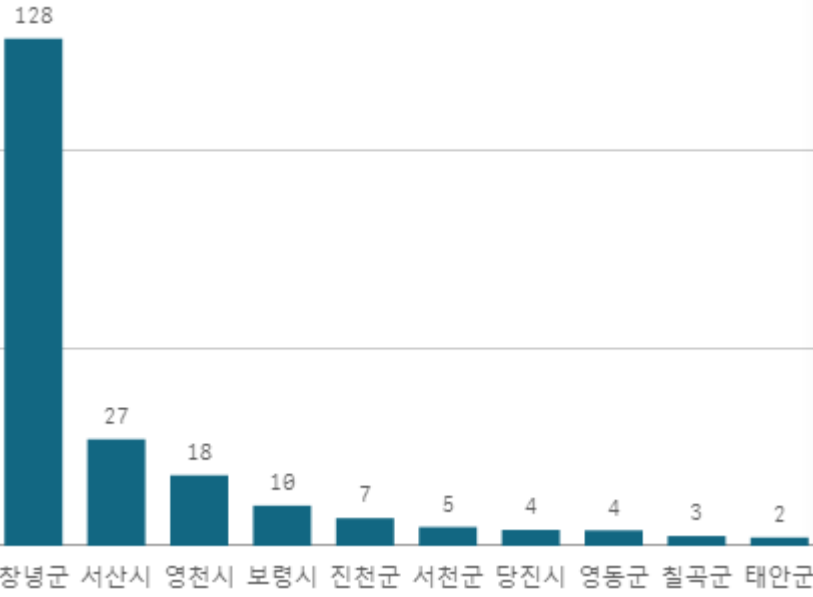


### 도매시장 법인별 거래금액(백만원)



# 깐마늘 대서(20Kg)

산지별 거래물량(톤)



출하산지(개소)

14

출하건수(천건)

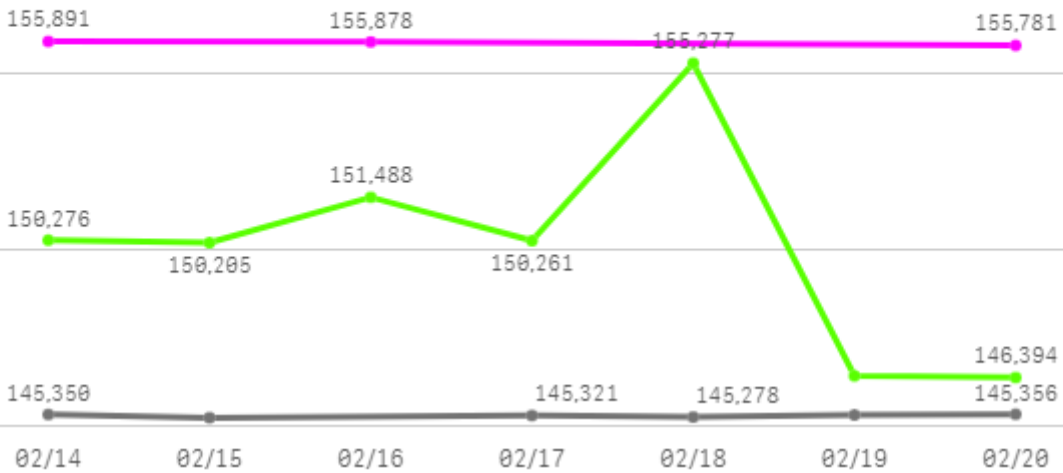
1

산지별 주출하 시군구



주간 도매가격(원)

◆ 2026    ● 2025    ▲ 평년



구분	금주(A)	전주(B)	전월(C)	전년(D)	평년(E)	A/B	A/C	A/D	A/E
가격(원)	155,850	155,834	155,779	145,317	147,951	100.0%	100.0%	107.2%	105.3%

※ 상품 가격 기준

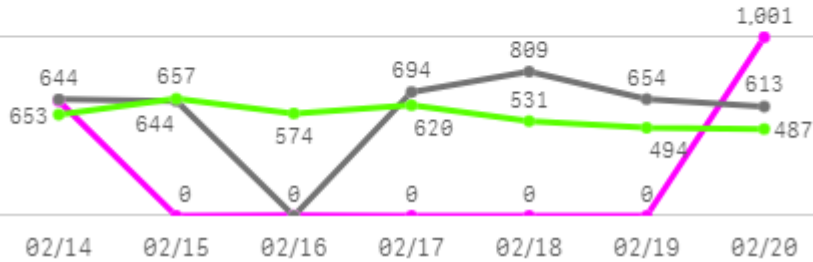
## □ 깐마늘 대서(20Kg) 주간 가격

구분	Q	품종	Q	단량	Q	특	상	보통	하
2026-02-14		깐마늘 대서		20Kg		-	155,891	144,950	102,963
2026-02-16		깐마늘 대서		20Kg		-	155,878	143,041	106,153
2026-02-20		깐마늘 대서		20Kg		-	155,781	141,604	102,017
평균						-	<b>155,850</b>	<b>143,198</b>	<b>103,711</b>

# 양파

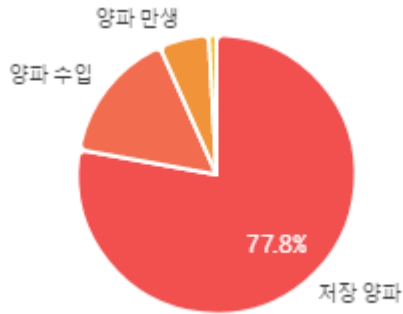
## 주간 반입량(톤)

◆ 2026    ● 2025    ▲ 평년

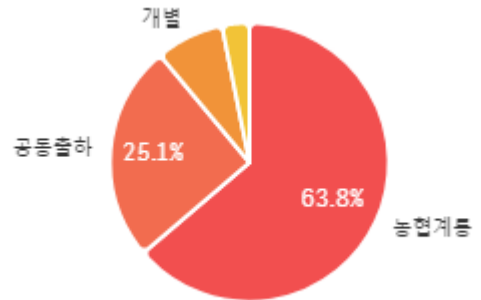


구분	금주(A)	전주(B)	전월(C)	전년(D)	평년(E)	A/B	A/C	A/D	A/E
물량(톤)	1,648	4,725	3,836	4,068	3,604	34.9%	43.0%	40.5%	45.7%

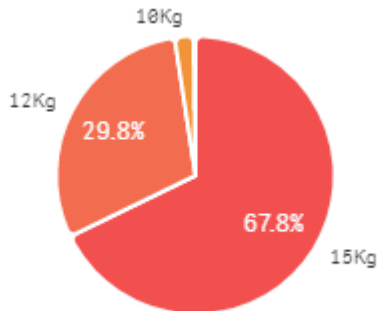
### 출하 품종별 거래물량 구성비



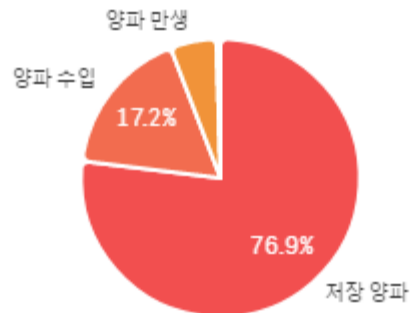
### 출하자별 거래물량 구성비



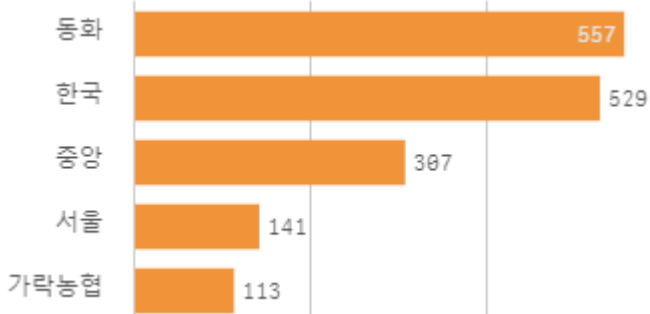
### 거래 단량별 물량 구성비



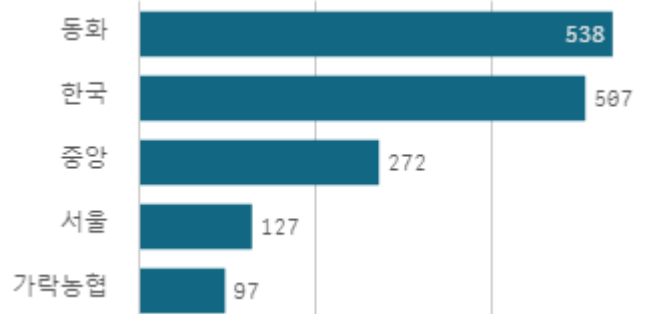
### 출하 품종별 거래금액 구성비



### 도매시장 법인별 거래물량(톤)

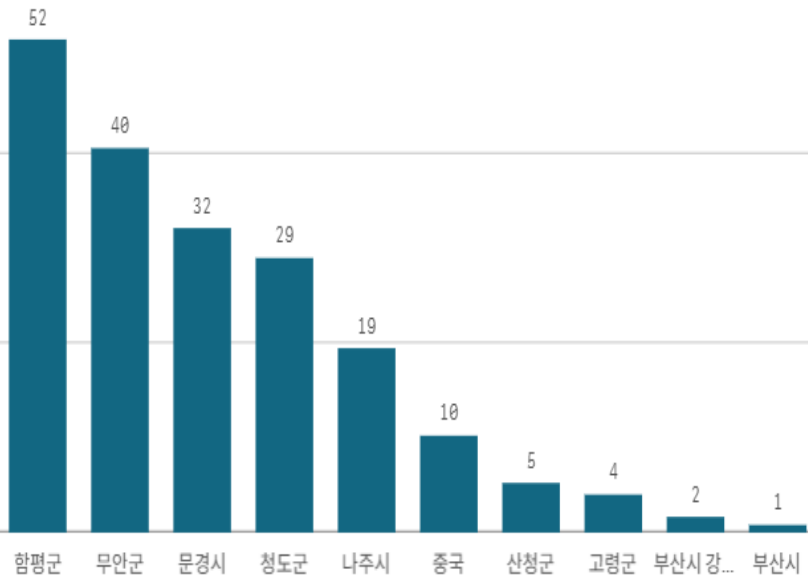


### 도매시장 법인별 거래금액(백만원)



# 양파(1Kg)

산지별 거래물량(톤)



출하산지(개소)

10

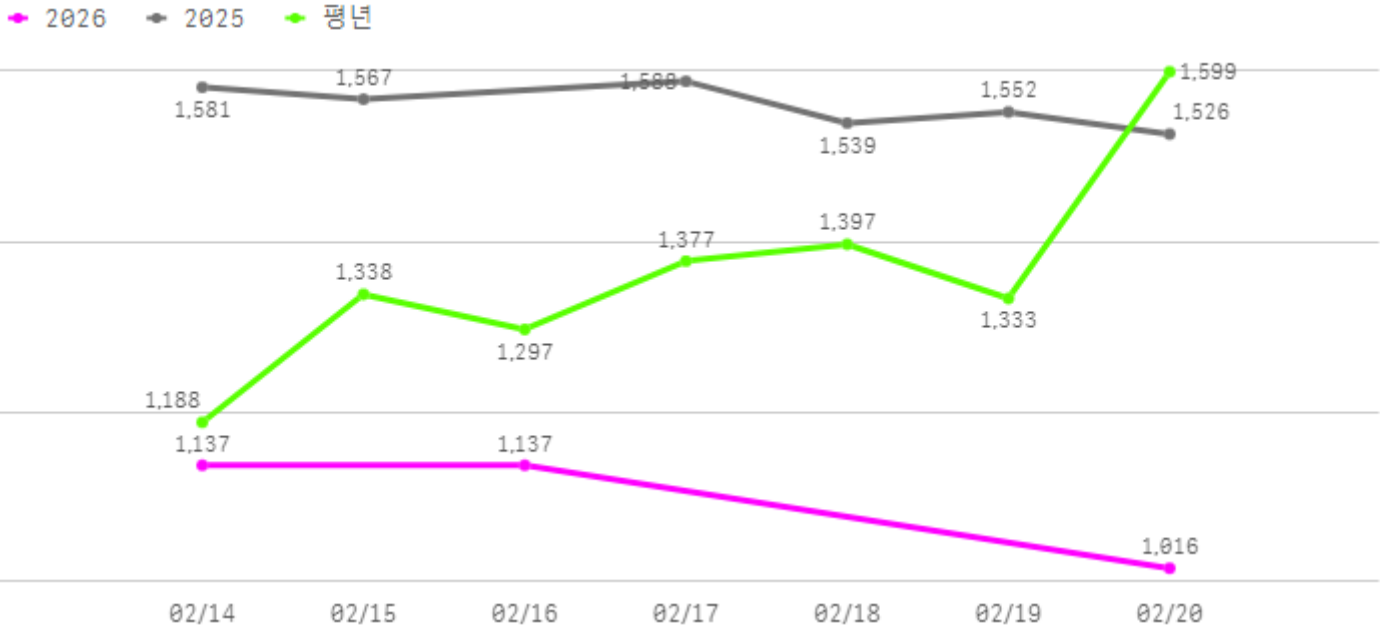
출하건수(천건)

0

산지별 주출하 시군구



주간 도매가격(원)



구분	금주(A)	전주(B)	전월(C)	전년(D)	평년(E)	A/B	A/C	A/D	A/E
가격(원)	1,097	1,008	1,043	1,559	1,184	108.8%	105.1%	70.4%	92.6%

※ 상품 가격 기준

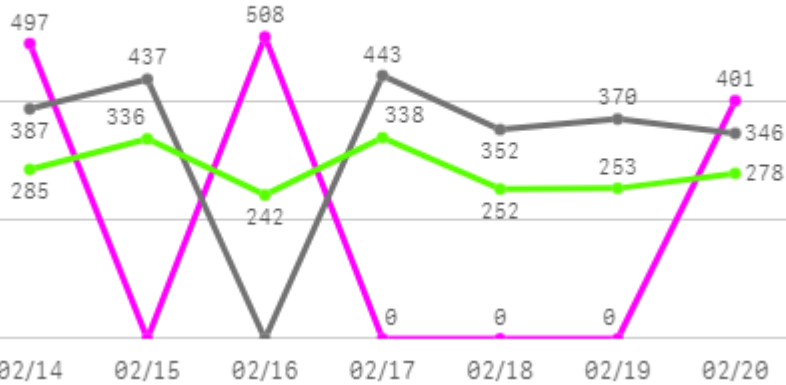
## □ 양파(1Kg) 주간 가격

구분	Q	품종	Q	단량	Q	특	상	보통	하
2026-02-14		양파		1Kg		1,294	1,137	907	602
2026-02-16		양파		1Kg		1,294	1,137	907	602
2026-02-20		양파		1Kg		1,170	1,016	880	684
평균						<b>1,253</b>	<b>1,097</b>	<b>898</b>	<b>629</b>

# 대파

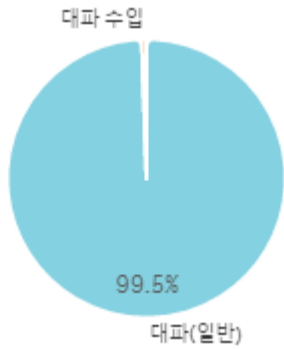
## 주간 반입량(톤)

◆ 2026    ● 2025    ▲ 평년

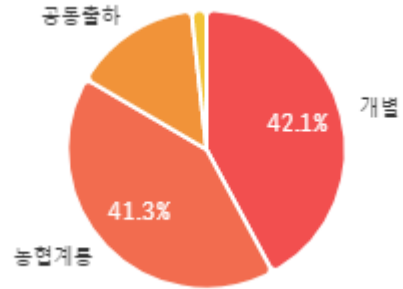


구분	금주(A)	전주(B)	전월(C)	전년(D)	평년(E)	A/B	A/C	A/D	A/E
물량(톤)	1,405	2,290	2,236	2,334	1,943	61.4%	62.9%	60.2%	72.3%

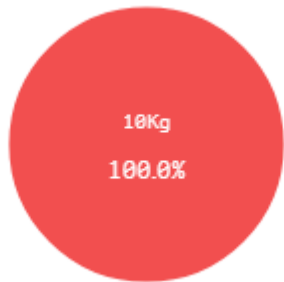
## 출하 품종별 거래물량 구성비



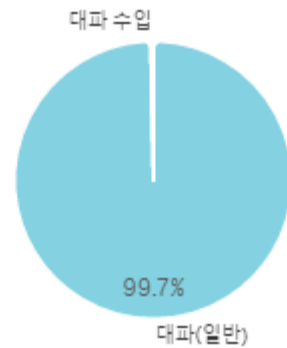
## 출하자별 거래물량 구성비



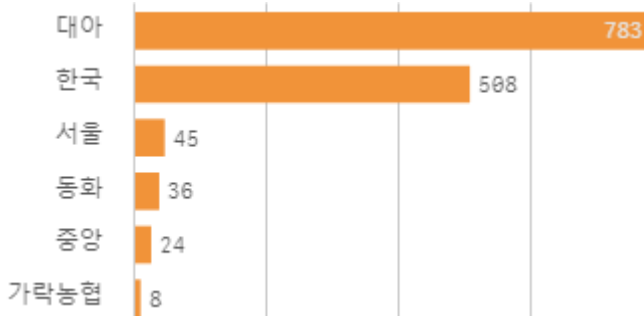
## 거래 단량별 물량 구성비



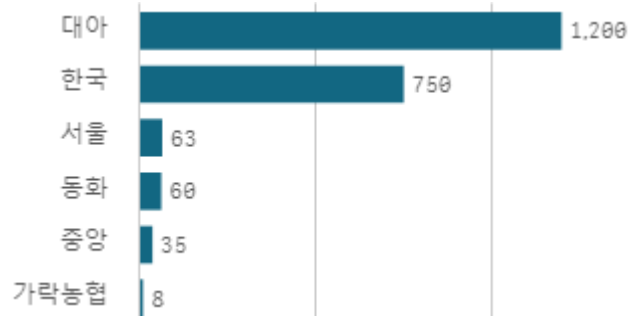
## 출하 품종별 거래금액 구성비



## 도매시장 법인별 거래물량(톤)

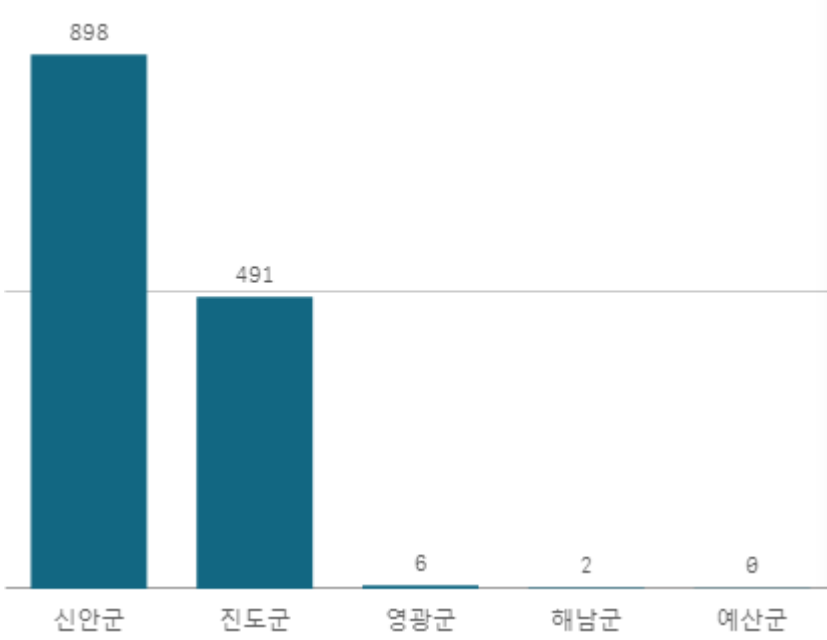


## 도매시장 법인별 거래금액(백만원)



# 대파(일반)(1Kg)

산지별 거래물량(톤)



산지별 주출하 시군구



출하산지(개소)

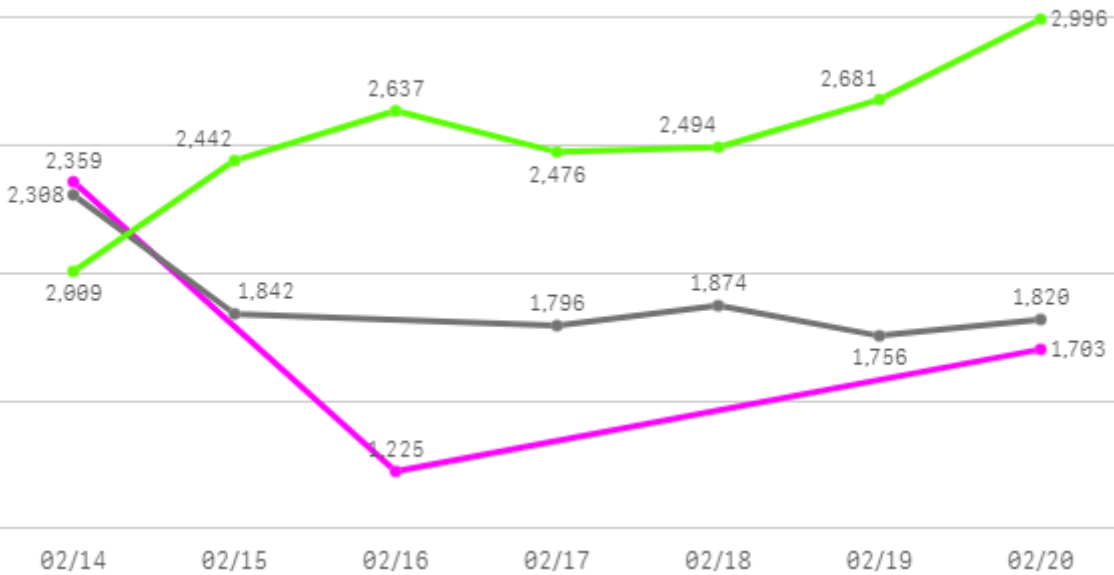
5

출하건수(천건)

1

주간 도매가격(원)

◆ 2026    ● 2025    ◆ 평년



구분	금주(A)	전주(B)	전월(C)	전년(D)	평년(E)	A/B	A/C	A/D	A/E
가격(원)	1,762	2,106	1,412	1,899	1,956	83.7%	124.8%	92.8%	90.1%

※ 상품 가격 기준

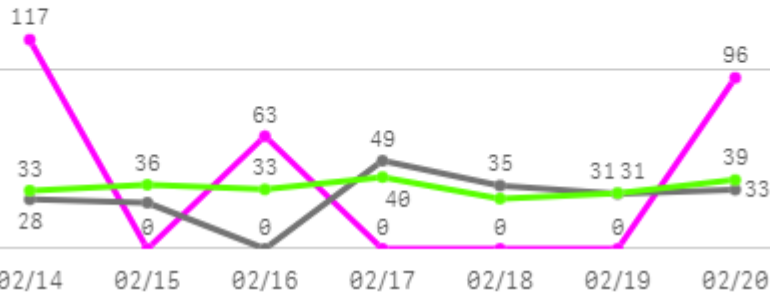
## □ 대파(일반)(1Kg) 주간 가격

구분	Q	품종	Q	단량	Q	특	상	보통	하
2026-02-14		대파(일반)		1Kg		2,594	2,359	2,070	1,624
2026-02-16		대파(일반)		1Kg		1,666	1,225	876	683
2026-02-20		대파(일반)		1Kg		2,256	1,703	1,346	1,052
평균						<b>2,172</b>	<b>1,762</b>	<b>1,431</b>	<b>1,120</b>

# 쪽파

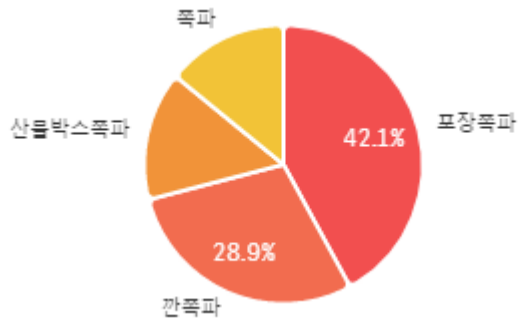
## 주간 반입량(톤)

◆ 2026    ● 2025    ▲ 평년

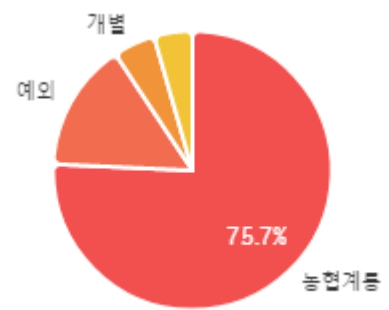


구분	금주(A)	전주(B)	전월(C)	전년(D)	평년(E)	A/B	A/C	A/D	A/E
물량(톤)	276	531	249	203	253	52.1%	110.9%	136.4%	109.3%

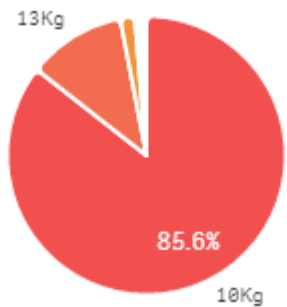
## 출하 품종별 거래물량 구성비



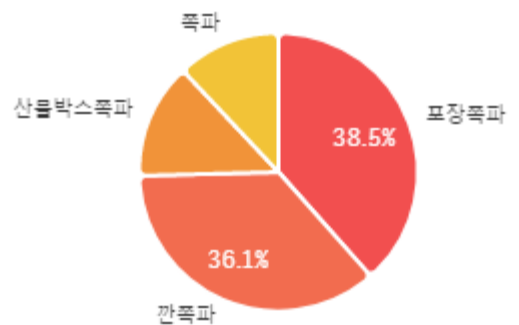
## 출하자별 거래물량 구성비



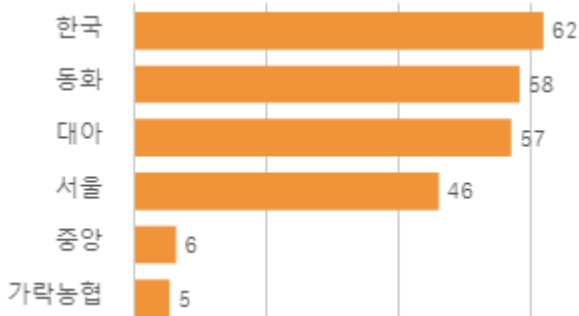
## 거래 단량별 물량 구성비



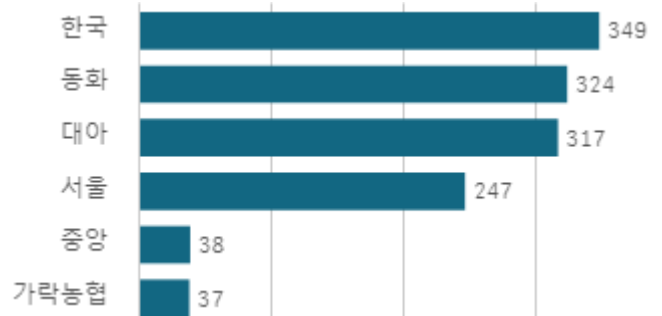
## 출하 품종별 거래금액 구성비



## 도매시장 법인별 거래물량(톤)

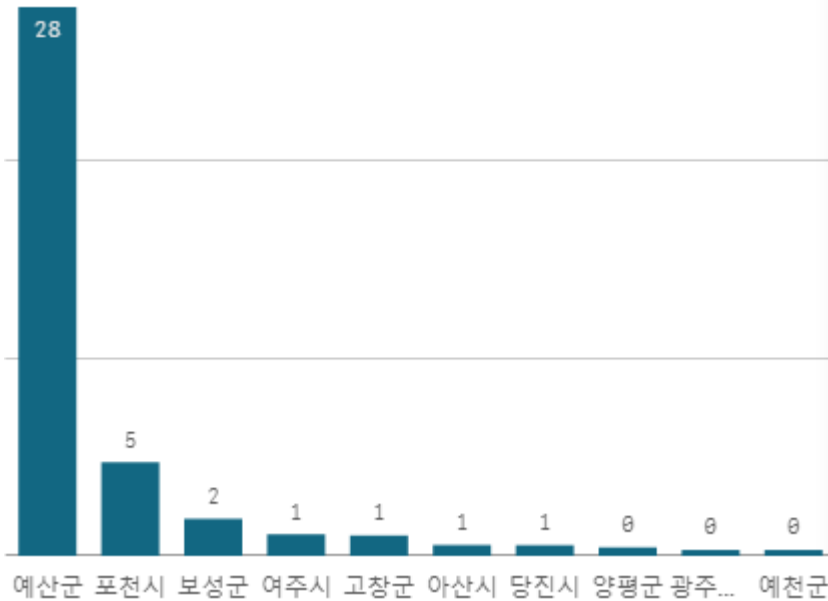


## 도매시장 법인별 거래금액(백만원)



# 쪽파(10Kg)

산지별 거래물량(톤)



출하산지(개소)

14

출하건수(천건)

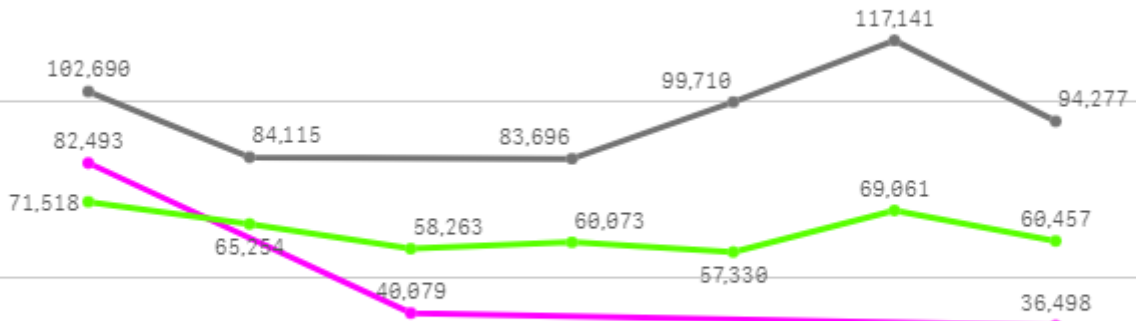
0

산지별 주출하 시군구



주간 도매가격(원)

◆ 2026    ◆ 2025    ◆ 평년



02/14    02/15    02/16    02/17    02/18    02/19    02/20

구분	금주(A)	전주(B)	전월(C)	전년(D)	평년(E)	A/B	A/C	A/D	A/E
가격(원)	53,023	65,450	54,274	96,938	64,859	81.0%	97.7%	54.7%	81.8%

※ 상품 가격 기준

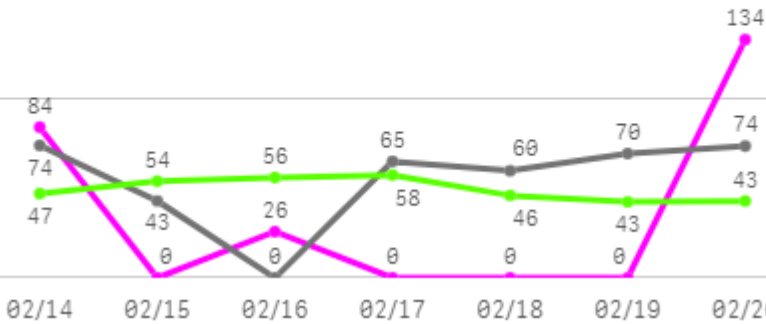
## □ 쪽파(10Kg) 주간 가격

구분	Q	품종	Q	단량	Q	특	상	보통	하
2026-02-14		쪽파		10Kg		91,673	82,493	69,702	48,285
2026-02-16		쪽파		10Kg		50,479	40,079	27,640	13,026
2026-02-20		쪽파		10Kg		46,972	36,498	24,639	13,495
평균						<b>63,041</b>	<b>53,023</b>	<b>40,660</b>	<b>24,935</b>

# 파프리카

## 주간 반입량(톤)

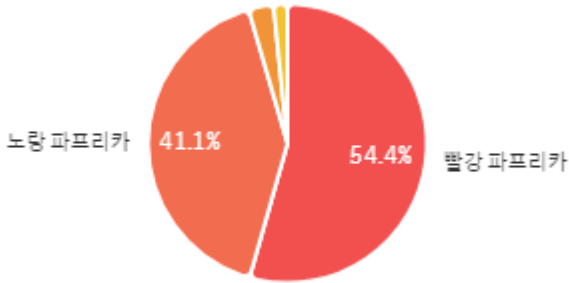
◆ 2026    ● 2025    ▲ 평년



구분	금주(A)	전주(B)	전월(C)	전년(D)	평년(E)	A/B	A/C	A/D	A/E
물량(톤)	244	401	372	386	307	60.8%	65.6%	63.2%	79.6%

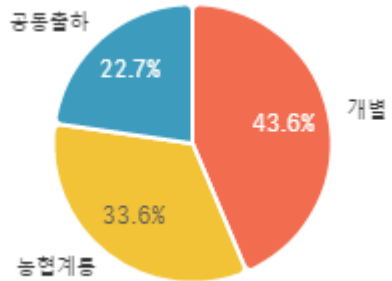
### 출하 품종별 거래물량 구성비

오렌지 파프리카



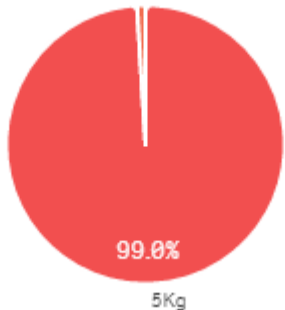
### 출하자별 거래물량 구성비

공동출하



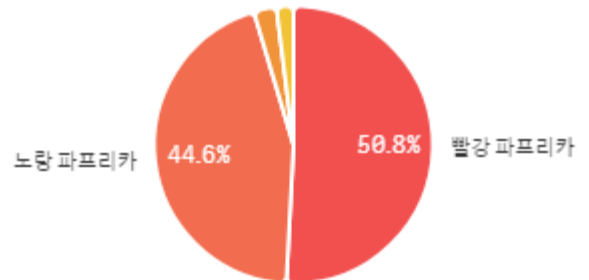
### 거래 단량별 물량 구성비

10Kg

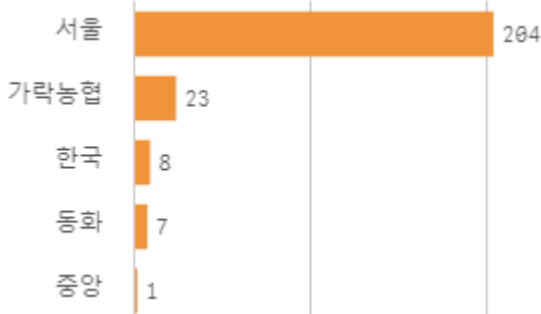


### 출하 품종별 거래금액 구성비

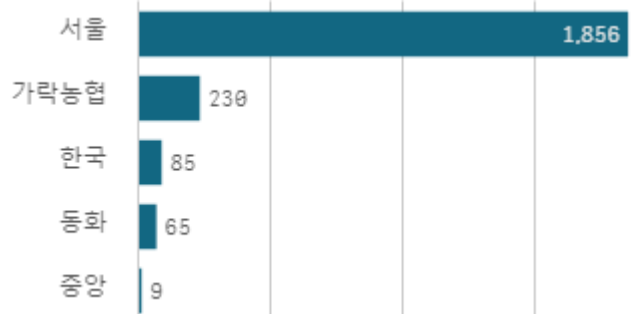
오렌지 파프리카



### 도매시장 법인별 거래물량(톤)

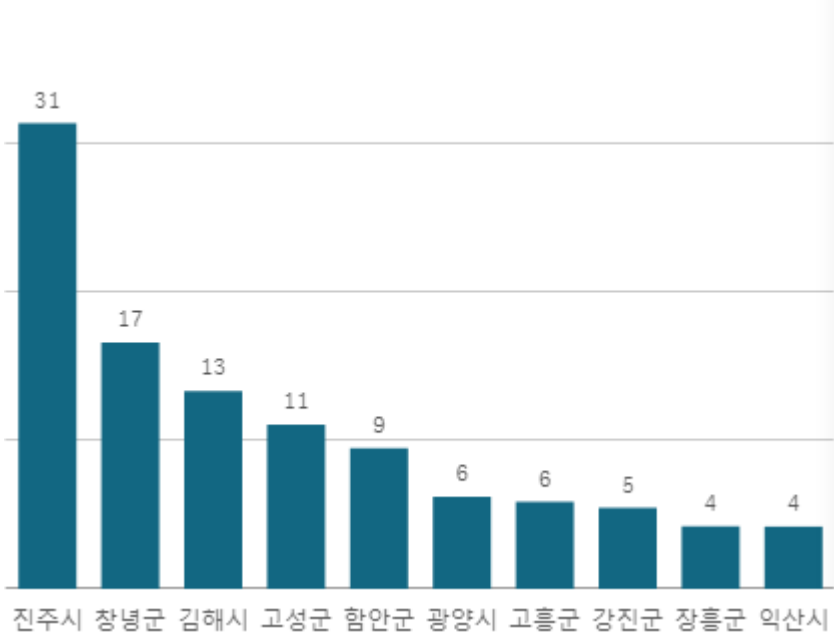


### 도매시장 법인별 거래금액(백만원)



# 빨강 파프리카(5Kg)

산지별 거래물량(톤)



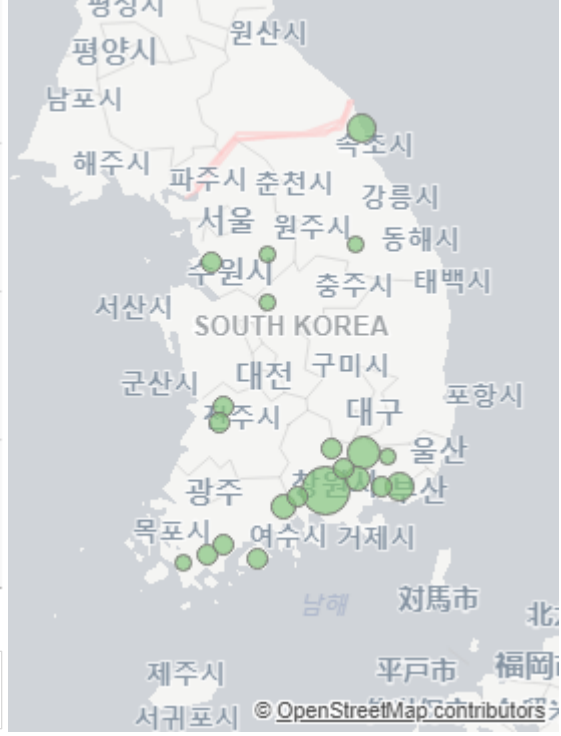
출하산지(개소)

23

출하건수(천건)

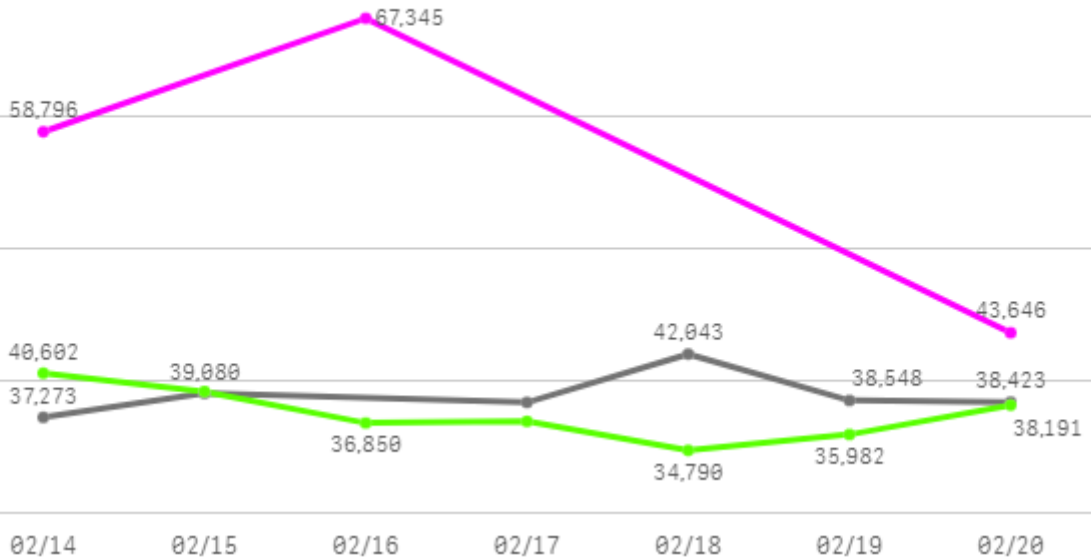
1

산지별 주출하 시군구



주간 도매가격(원)

● 2026 ● 2025 ● 평년



구분	금주(A)	전주(B)	전월(C)	전년(D)	평년(E)	A/B	A/C	A/D	A/E
가격(원)	56,596	53,010	28,456	38,961	40,945	106.8%	198.9%	145.3%	138.2%

※ 상품 가격 기준

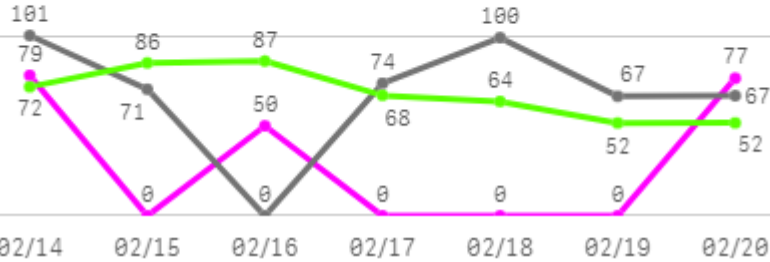
## □ 빨강 파프리카(5Kg) 주간 가격

구분	Q	품종	Q	단량	Q	특	상	보통	하
2026-02-14		빨강 파프리카		5Kg		-	58,796	50,950	42,029
2026-02-16		빨강 파프리카		5Kg		-	67,345	58,095	40,522
2026-02-20		빨강 파프리카		5Kg		-	43,646	38,278	34,685
평균						-	<b>56,596</b>	<b>49,108</b>	<b>39,079</b>

# 양상추

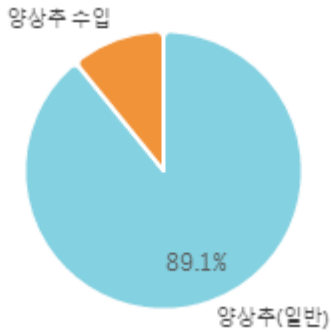
## 주간 반입량(톤)

◆ 2026    ● 2025    ▲ 평년

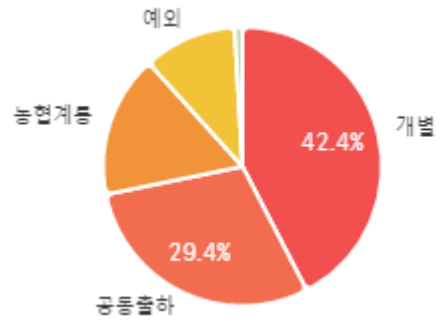


구분	금주(A)	전주(B)	전월(C)	전년(D)	평년(E)	A/B	A/C	A/D	A/E
물량(톤)	206	450	458	481	419	45.8%	45.1%	42.9%	49.3%

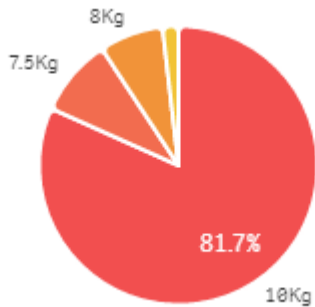
### 출하 품종별 거래물량 구성비



### 출하자별 거래물량 구성비



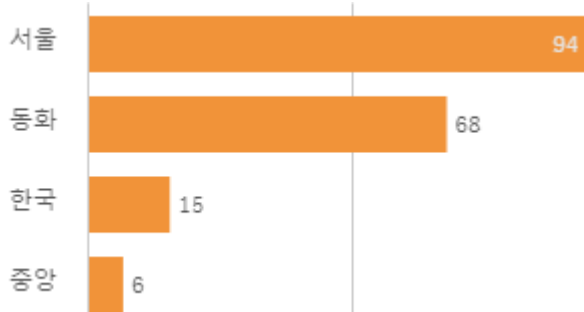
### 거래 단량별 물량 구성비



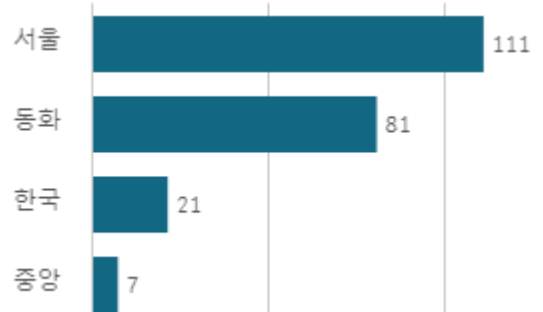
### 출하 품종별 거래금액 구성비



### 도매시장 법인별 거래물량(톤)

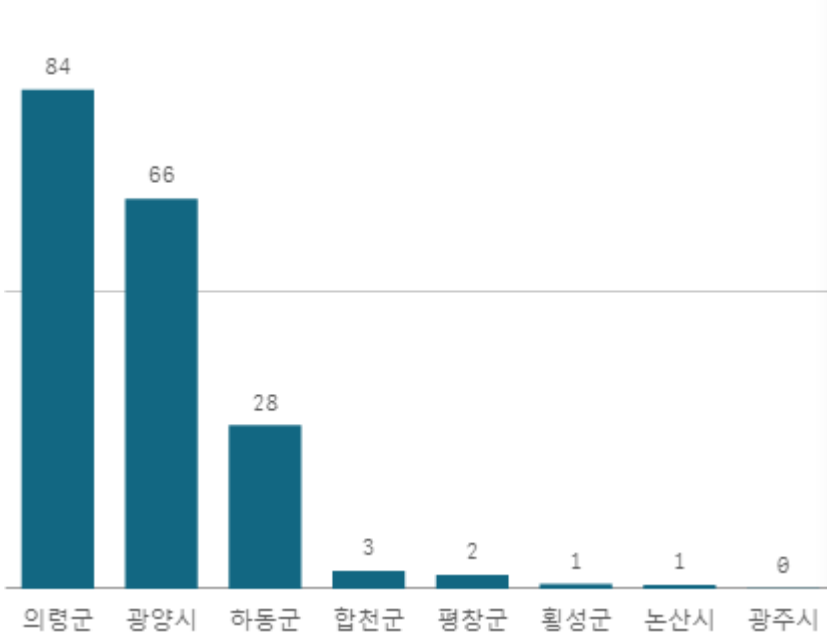


### 도매시장 법인별 거래금액(백만원)



# 양상추(일반)(12개)

산지별 거래물량(톤)



출하산지(개소)

8

출하건수(천건)

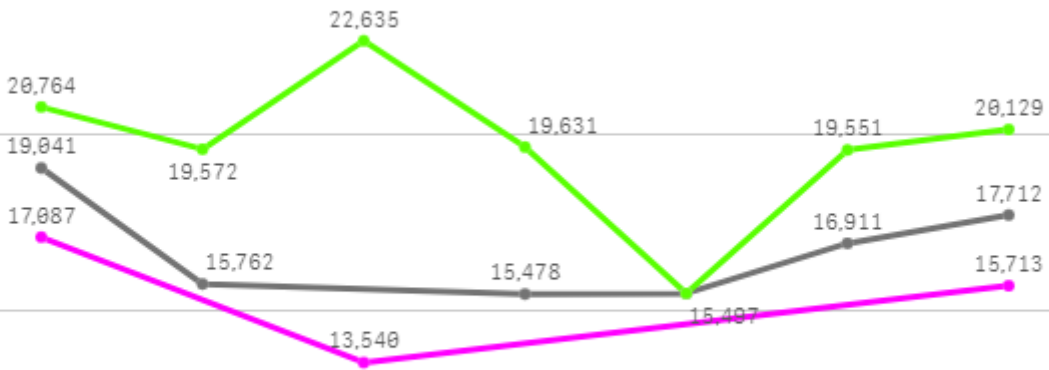
0

산지별 주출하 시군구



주간 도매가격(원)

◆ 2026    ● 2025    ▲ 평년



02/14    02/15    02/16    02/17    02/18    02/19    02/20

구분	금주(A)	전주(B)	전월(C)	전년(D)	평년(E)	A/B	A/C	A/D	A/E
가격(원)	15,447	14,997	11,977	16,734	18,918	103.0%	129.0%	92.3%	81.7%

※ 상품 가격 기준

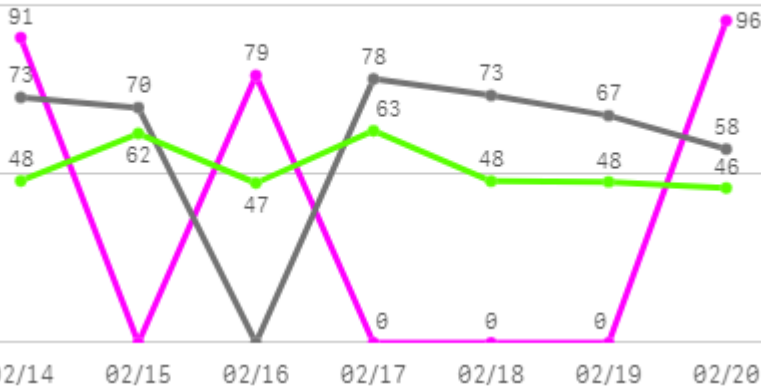
## □ 양상추(일반)(12개) 주간 가격

구분	Q	품종	Q	단량	Q	특	상	보통	하
2026-02-14		양상추(일반)		12개		-	17,087	14,198	8,326
2026-02-16		양상추(일반)		12개		-	13,540	12,432	9,503
2026-02-20		양상추(일반)		12개		-	15,713	13,513	7,580
평균						-	<b>15,447</b>	<b>13,381</b>	<b>8,470</b>

# 청경채

## 주간 반입량(톤)

◆ 2026    ● 2025    ▲ 평년

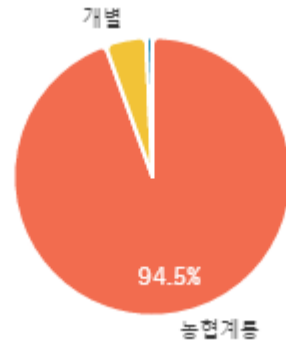


구분	금주(A)	전주(B)	전월(C)	전년(D)	평년(E)	A/B	A/C	A/D	A/E
물량(톤)	266	414	325	420	342	64.2%	81.8%	63.3%	77.8%

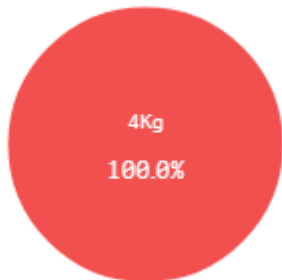
### 출하 품종별 거래물량 구성비



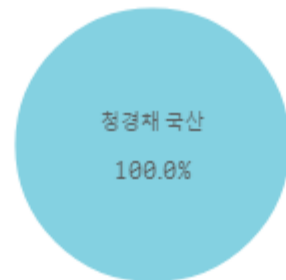
### 출하자별 거래물량 구성비



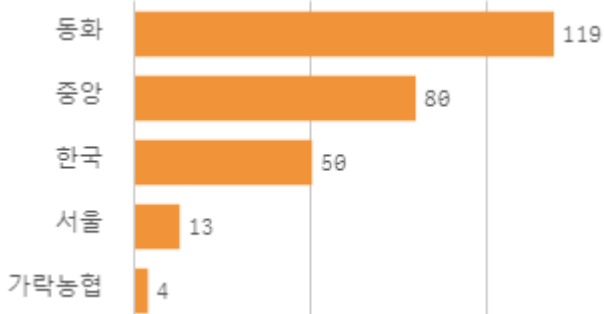
### 거래 단량별 물량 구성비



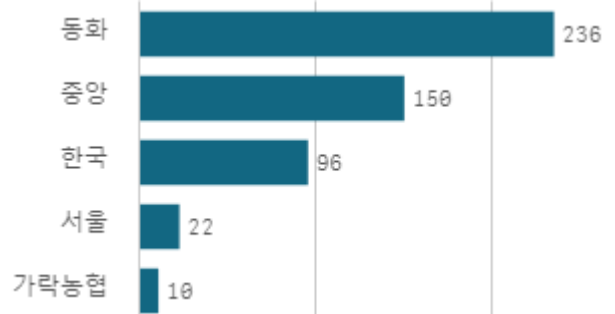
### 출하 품종별 거래금액 구성비



### 도매시장 법인별 거래물량(톤)

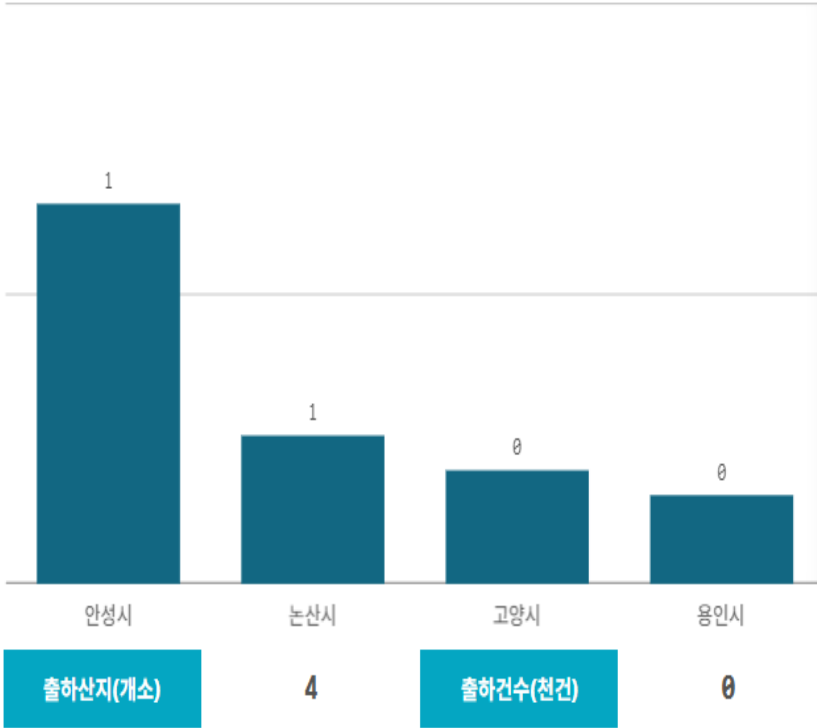


### 도매시장 법인별 거래금액(백만원)



# 청경채(4Kg)

산지별 거래물량(톤)

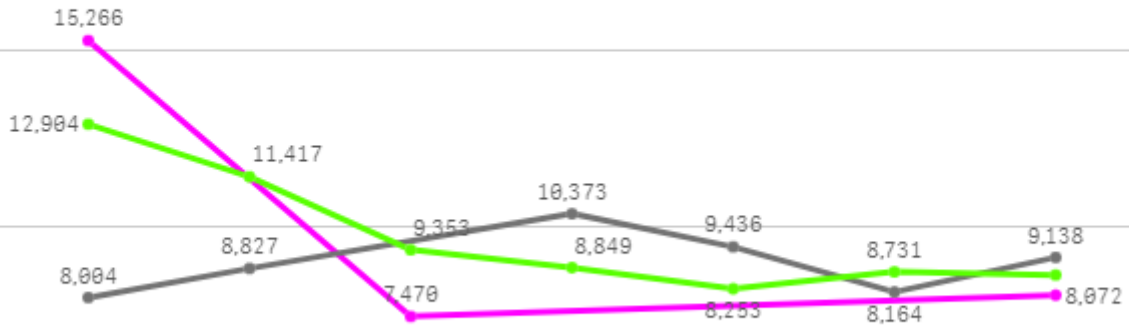


산지별 주출하 시군구



주간 도매가격(원)

◆ 2026    ● 2025    ◆ 평년



02/14    02/15    02/16    02/17    02/18    02/19    02/20

구분	금주(A)	전주(B)	전월(C)	전년(D)	평년(E)	A/B	A/C	A/D	A/E
가격(원)	10,269	15,176	14,340	8,990	10,752	67.7%	71.6%	114.2%	95.5%

※ 상품 가격 기준

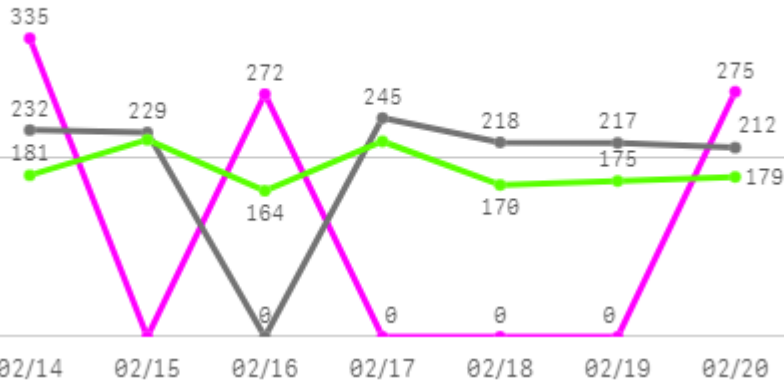
## □ 청경채(4Kg) 주간 가격

구분	Q	품종	Q	단량	Q	특	상	보통	하
2026-02-14		청경채		4Kg		-	15,266	12,469	9,164
2026-02-16		청경채		4Kg		-	7,470	5,839	3,344
2026-02-20		청경채		4Kg		-	8,072	6,558	4,364
평균						-	<b>10,269</b>	<b>8,289</b>	<b>5,624</b>

# 버섯

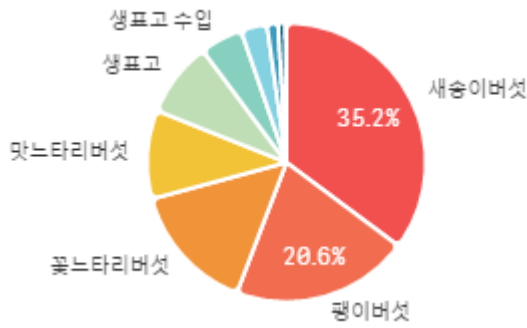
## 주간 반입량(톤)

◆ 2026    ● 2025    ▲ 평년

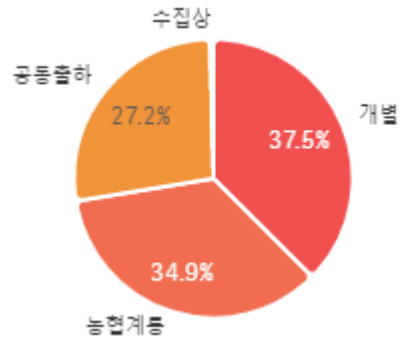


구분	금주(A)	전주(B)	전월(C)	전년(D)	평년(E)	A/B	A/C	A/D	A/E
물량(톤)	882	1,662	1,314	1,354	1,223	53.0%	67.1%	65.1%	72.1%

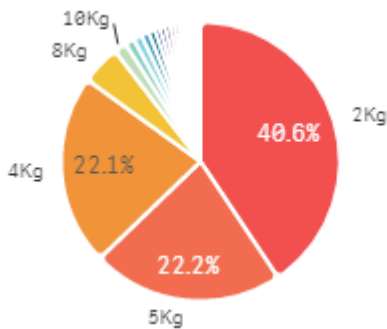
## 출하 품종별 거래물량 구성비



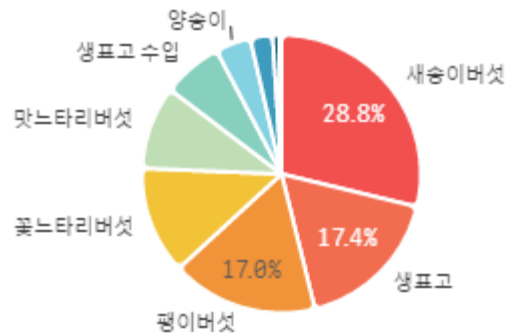
## 출하자별 거래물량 구성비



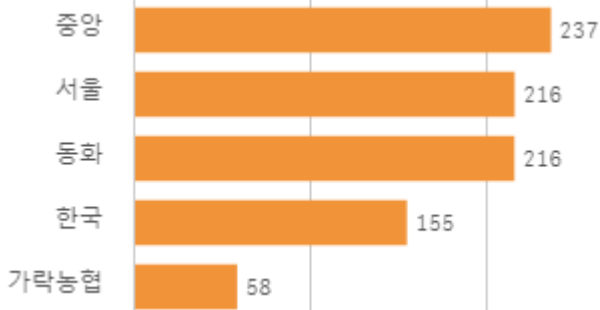
## 거래 단량별 물량 구성비



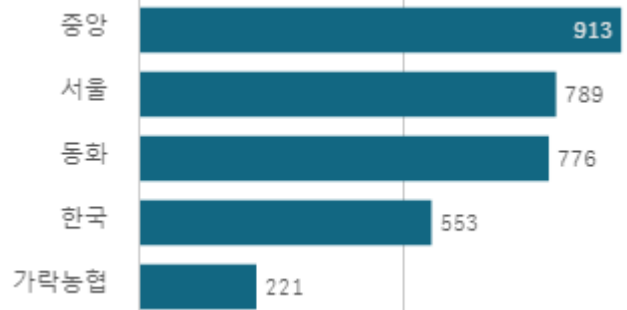
## 출하 품종별 거래금액 구성비



## 도매시장 법인별 거래물량(톤)

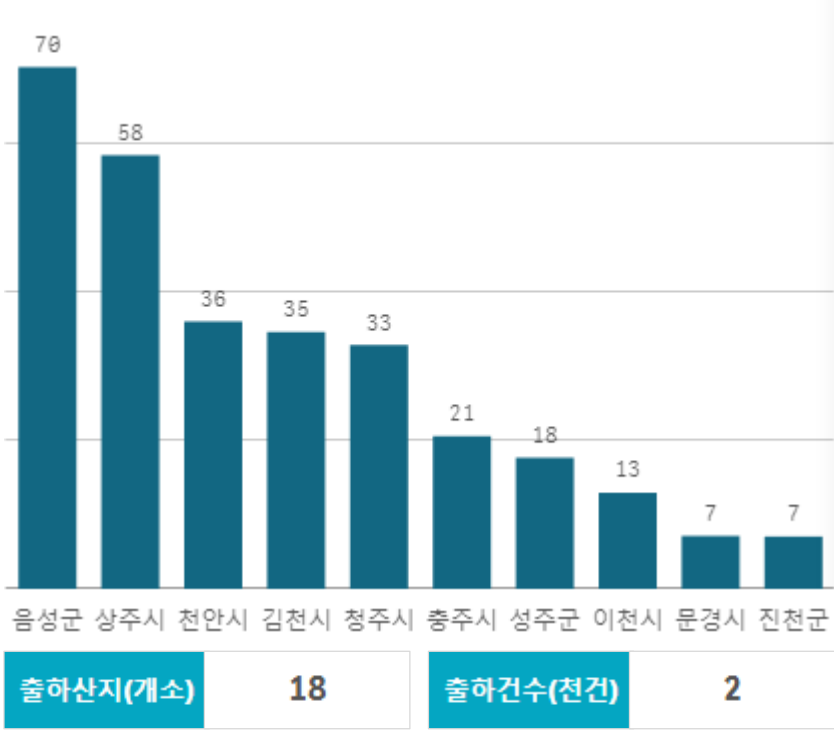


## 도매시장 법인별 거래금액(백만원)



# 새송이버섯(2Kg)

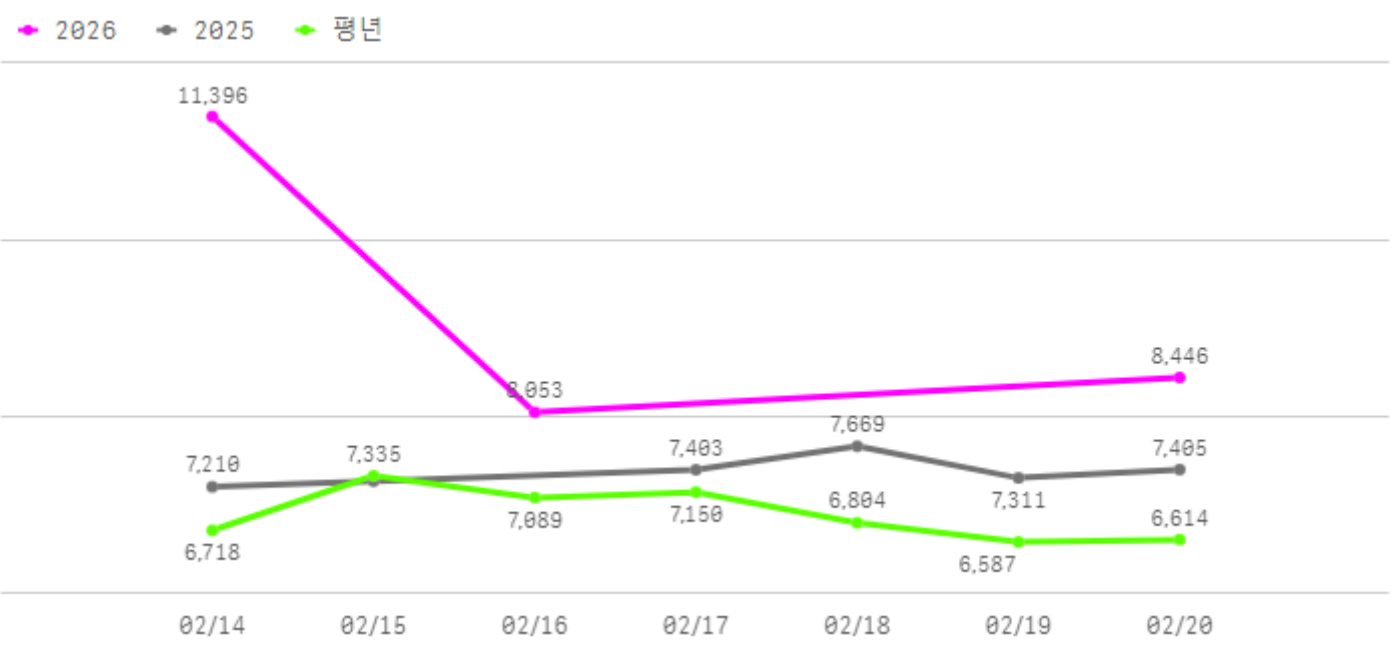
산지별 거래물량(톤)



산지별 주출하 시군구



주간 도매가격(원)



구분	금주(A)	전주(B)	전월(C)	전년(D)	평년(E)	A/B	A/C	A/D	A/E
가격(원)	9,298	11,080	6,752	7,379	7,041	83.9%	137.7%	126.0%	132.1%

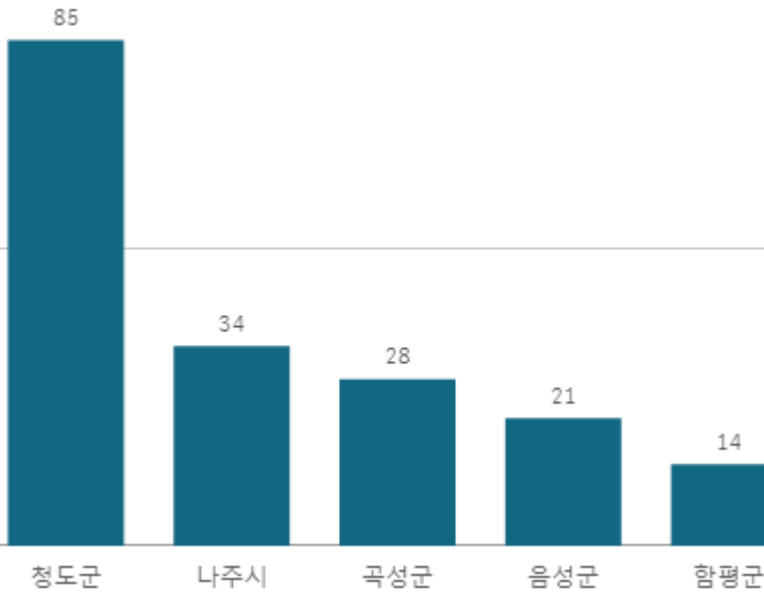
※ 상품 가격 기준

## □ 새송이버섯(2Kg) 주간 가격

구분	Q	품종	Q	단량	Q	특	상	보통	하
2026-02-14		새송이버섯		2Kg		13,202	11,396	9,503	5,245
2026-02-16		새송이버섯		2Kg		9,145	8,053	6,797	2,806
2026-02-20		새송이버섯		2Kg		9,362	8,446	7,318	3,598
평균						<b>10,570</b>	<b>9,298</b>	<b>7,873</b>	<b>3,883</b>

# 팬이버섯(5Kg)

산지별 거래물량(톤)



산지별 주출하 시군구



출하산지(개소)

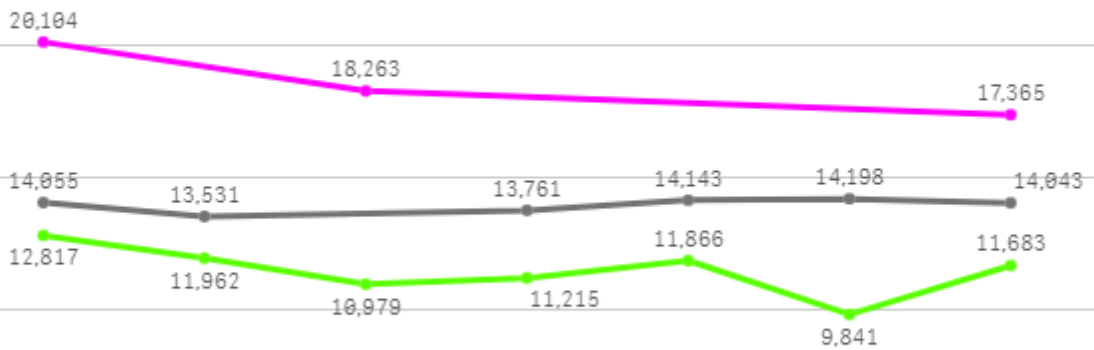
5

출하건수(천건)

1

주간 도매가격(원)

◆ 2026    ● 2025    ◆ 평년



02/14    02/15    02/16    02/17    02/18    02/19    02/20

구분	금주(A)	전주(B)	전월(C)	전년(D)	평년(E)	A/B	A/C	A/D	A/E
가격(원)	18,577	17,838	9,700	13,955	12,734	104.1%	191.5%	133.1%	145.9%

※ 상품 가격 기준

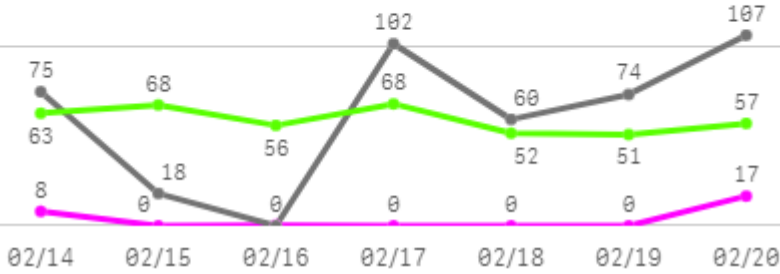
## □ 팽이버섯(5Kg) 주간 가격

구분	Q	품종	Q	단량	Q	특	상	보통	하
2026-02-14		팽이버섯		5Kg		22,778	20,104	15,374	12,753
2026-02-16		팽이버섯		5Kg		21,270	18,263	12,092	10,287
2026-02-20		팽이버섯		5Kg		19,728	17,365	15,418	11,365
평균						<b>21,259</b>	<b>18,577</b>	<b>14,295</b>	<b>11,468</b>

# 사과

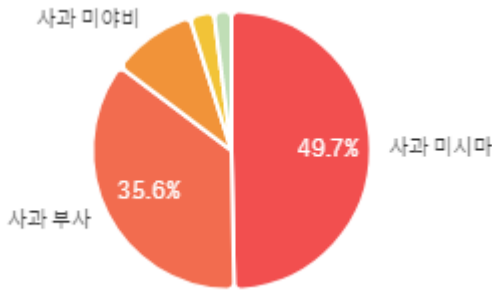
## 주간 반입량(톤)

2026 2025 평년

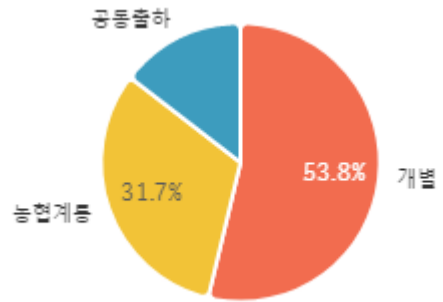


구분	금주(A)	전주(B)	전월(C)	전년(D)	평년(E)	A/B	A/C	A/D	A/E
물량(톤)	25	1,087	509	436	359	2.3%	4.9%	5.8%	7.0%

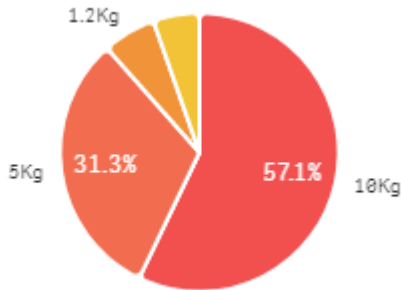
### 출하 품종별 거래물량 구성비



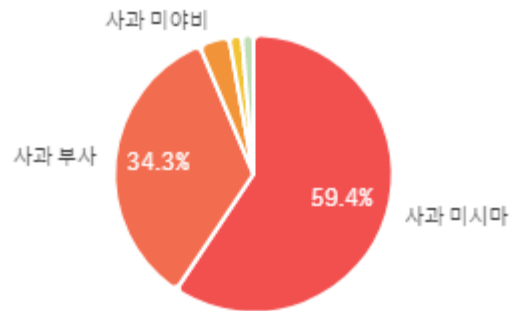
### 출하자별 거래물량 구성비



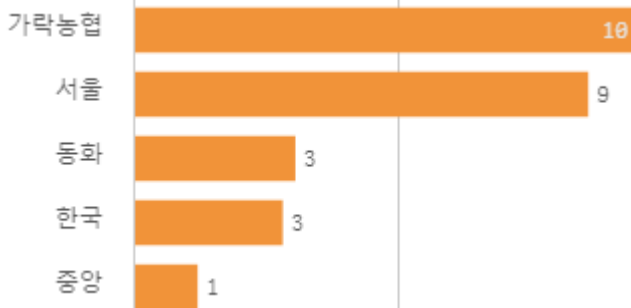
### 거래 단량별 물량 구성비



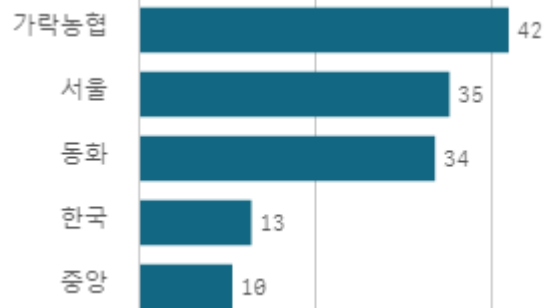
### 출하 품종별 거래금액 구성비



### 도매시장 법인별 거래물량(톤)

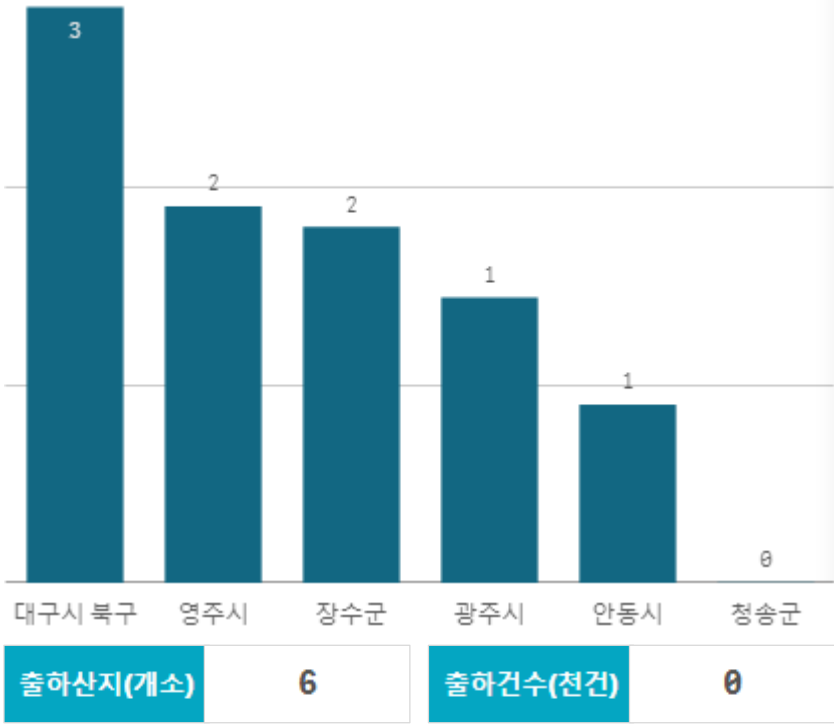


### 도매시장 법인별 거래금액(백만원)



# 사과 부사(10Kg)

산지별 거래물량(톤)



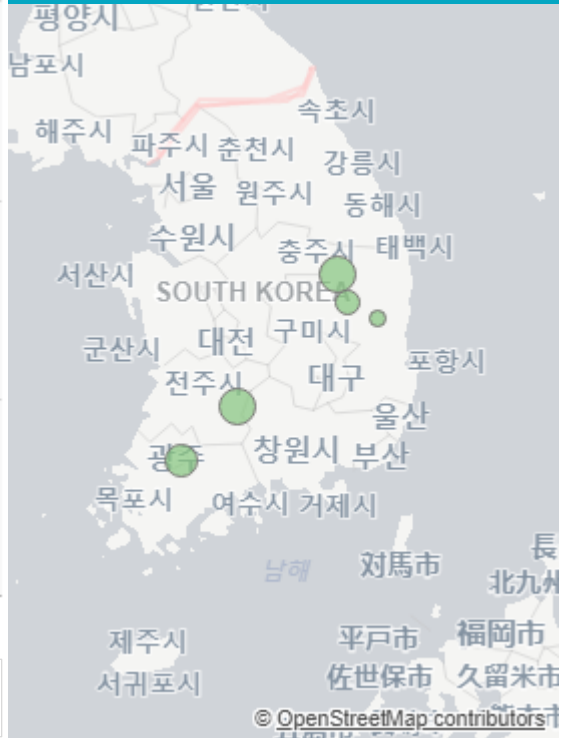
출하산지(개소)

6

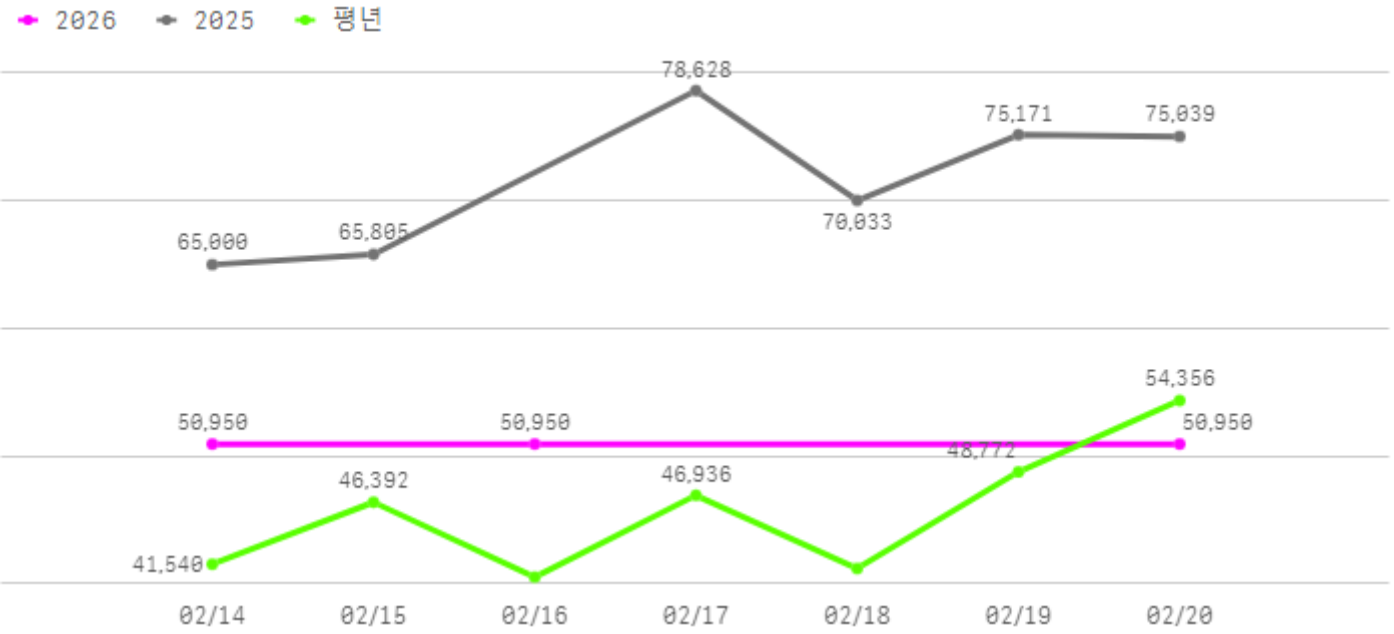
출하건수(천건)

0

산지별 주출하 시군구



주간 도매가격(원)



구분	금주(A)	전주(B)	전월(C)	전년(D)	평년(E)	A/B	A/C	A/D	A/E
가격(원)	50,950	54,602	75,686	71,613	47,875	93.3%	67.3%	71.1%	106.4%

※ 상품 가격 기준

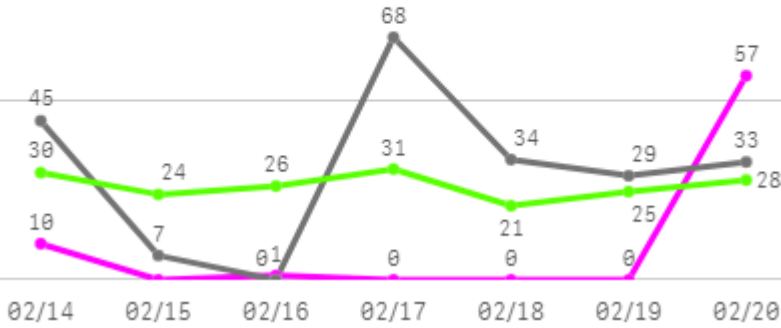
## □ 사과 부사(10Kg) 주간 가격

구분	Q	품종	Q	단량	Q	특	상	보통	하
2026-02-14		사과 부사		10Kg		58,441	50,950	45,001	35,613
2026-02-16		사과 부사		10Kg		58,441	50,950	45,001	35,613
2026-02-20		사과 부사		10Kg		58,441	50,950	45,001	35,613
평균						<b>58,441</b>	<b>50,950</b>	<b>45,001</b>	<b>35,613</b>

# 배

## 주간 반입량(톤)

◆ 2026    ● 2025    ▲ 평년

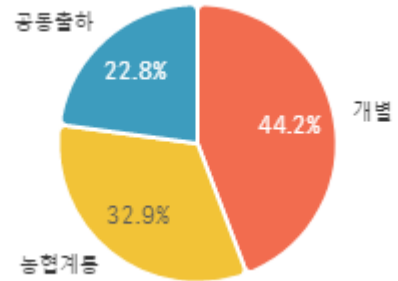


구분	금주(A)	전주(B)	전월(C)	전년(D)	평년(E)	A/B	A/C	A/D	A/E
물량(톤)	69	1,234	378	215	167	5.6%	18.1%	31.9%	41.1%

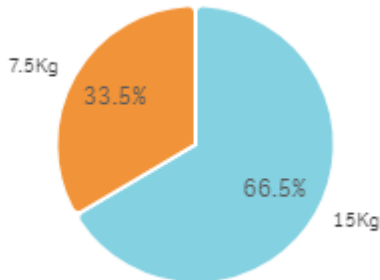
## 출하 품종별 거래물량 구성비



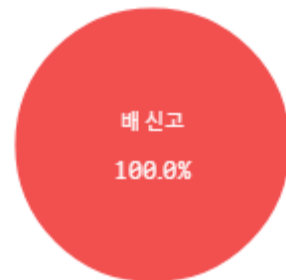
## 출하자별 거래물량 구성비



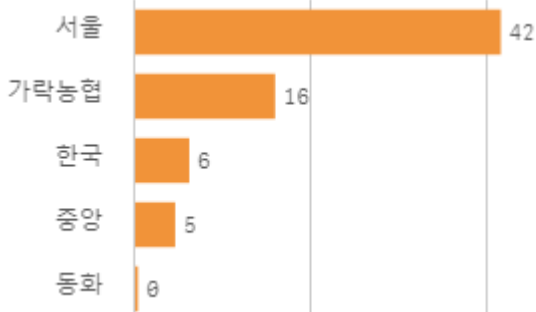
## 거래 단량별 물량 구성비



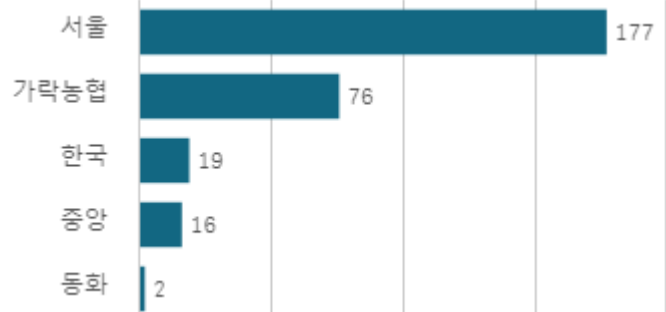
## 출하 품종별 거래금액 구성비



## 도매시장 법인별 거래물량(톤)

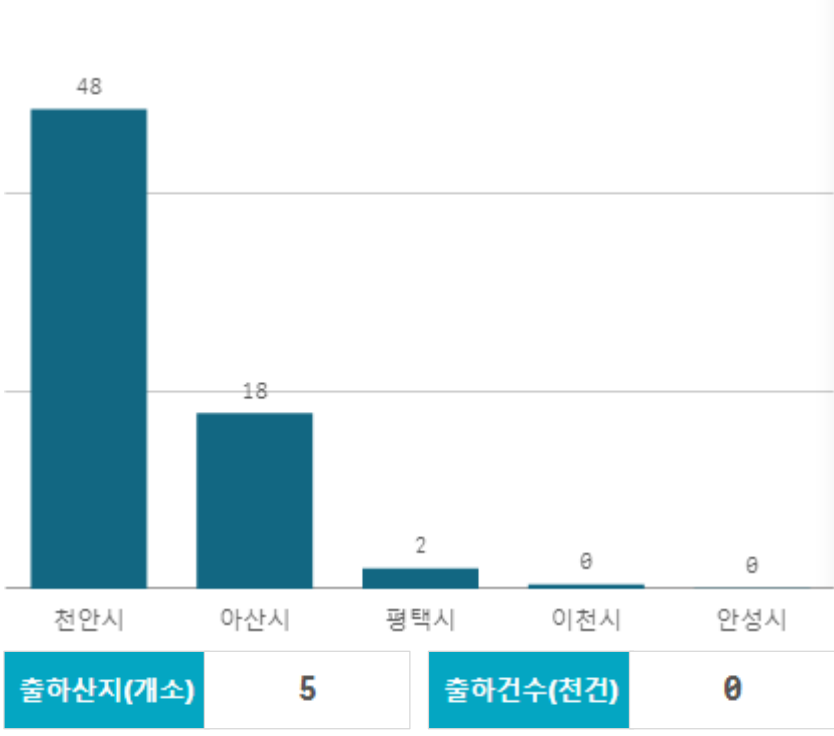


## 도매시장 법인별 거래금액(백만원)



# 배 신고(15Kg)

산지별 거래물량(톤)



출하산지(개소)

5

출하건수(천건)

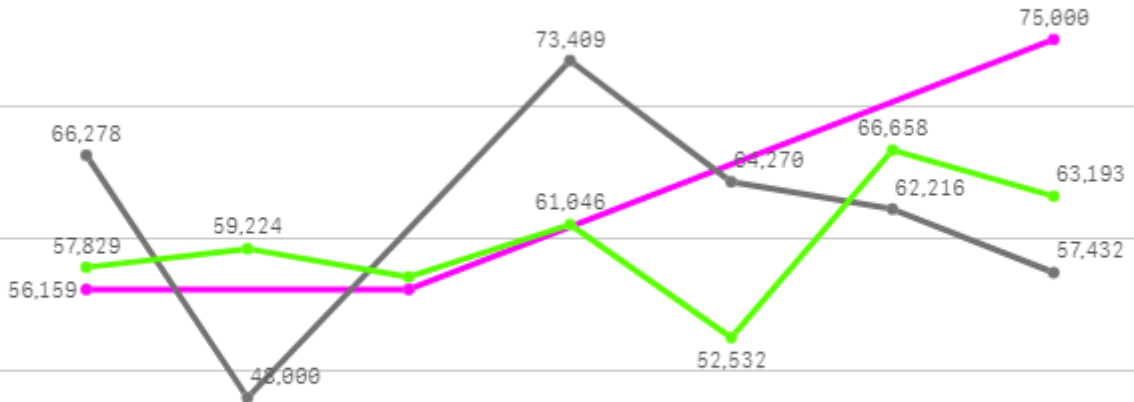
0

산지별 주출하 시군구



주간 도매가격(원)

◆ 2026    ● 2025    ◆ 평년



02/14    02/15    02/16    02/17    02/18    02/19    02/20

구분	금주(A)	전주(B)	전월(C)	전년(D)	평년(E)	A/B	A/C	A/D	A/E
가격(원)	62,439	51,014	47,576	61,934	56,731	122.4%	131.2%	100.8%	110.1%

※ 상품 가격 기준

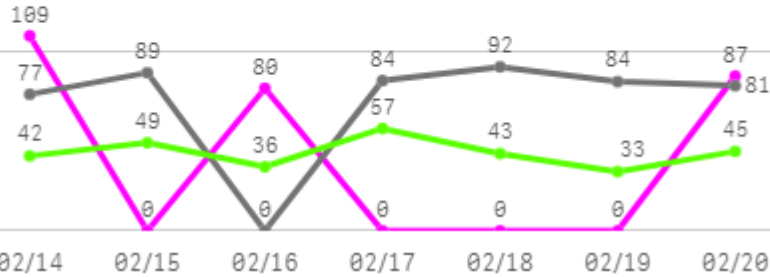
## □ 배 신고(15Kg) 주간 가격

구분	Q	품종	Q	단량	Q	특	상	보통	하
2026-02-14		배 신고		15Kg		110,000	56,159	37,107	10,000
2026-02-16		배 신고		15Kg		110,000	56,159	37,107	10,000
2026-02-20		배 신고		15Kg		84,174	75,000	60,528	43,486
평균						<b>101,391</b>	<b>62,439</b>	<b>44,914</b>	<b>21,162</b>

# 포도

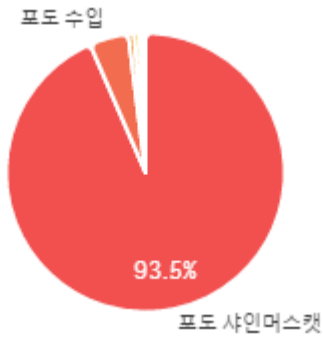
## 주간 반입량(톤)

◆ 2026    ● 2025    ▲ 평년

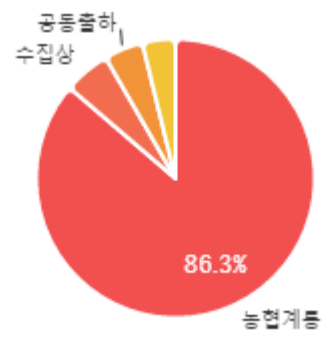


구분	금주(A)	전주(B)	전월(C)	전년(D)	평년(E)	A/B	A/C	A/D	A/E
물량(톤)	276	581	376	506	320	47.5%	73.5%	54.5%	86.2%

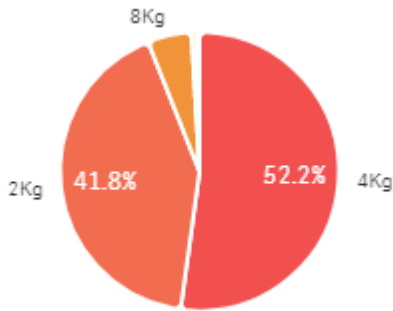
### 출하 품종별 거래물량 구성비



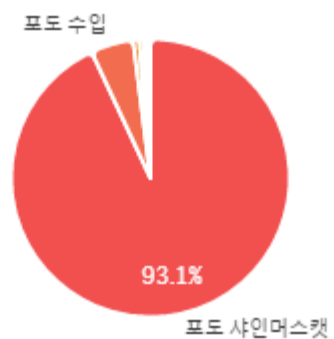
### 출하자별 거래물량 구성비



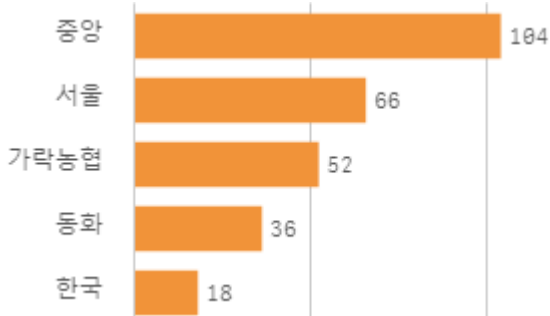
### 거래 단량별 물량 구성비



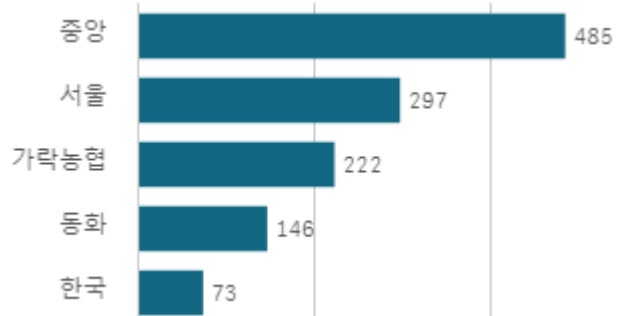
### 출하 품종별 거래금액 구성비



### 도매시장 법인별 거래물량(톤)

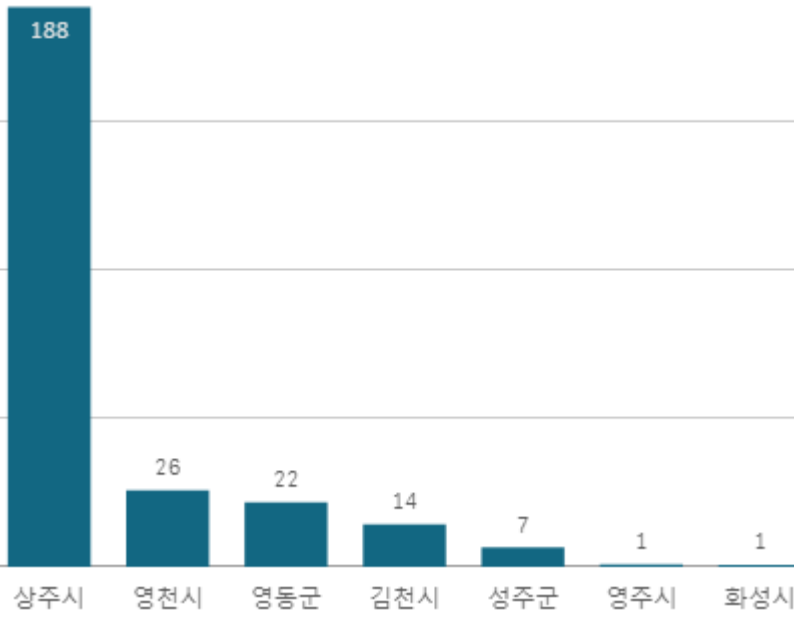


### 도매시장 법인별 거래금액(백만원)



# 포도 샤인머스켓(2Kg)

산지별 거래물량(톤)



출하산지(개소)

7

출하건수(천건)

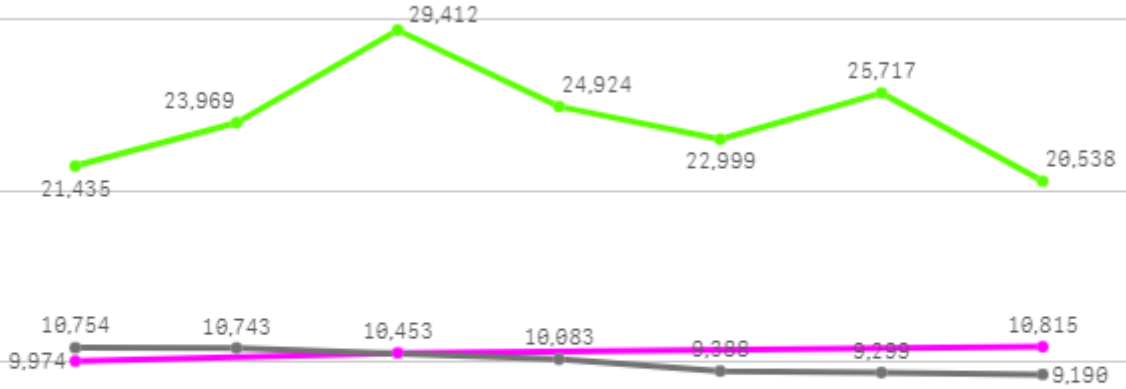
2

산지별 주출하 시군구



주간 도매가격(원)

◆ 2026    ● 2025    ◆ 평년



02/14    02/15    02/16    02/17    02/18    02/19    02/20

구분	금주(A)	전주(B)	전월(C)	전년(D)	평년(E)	A/B	A/C	A/D	A/E
가격(원)	10,414	8,858	7,340	9,910	19,666	117.6%	141.9%	105.1%	53.0%

※ 상품 가격 기준

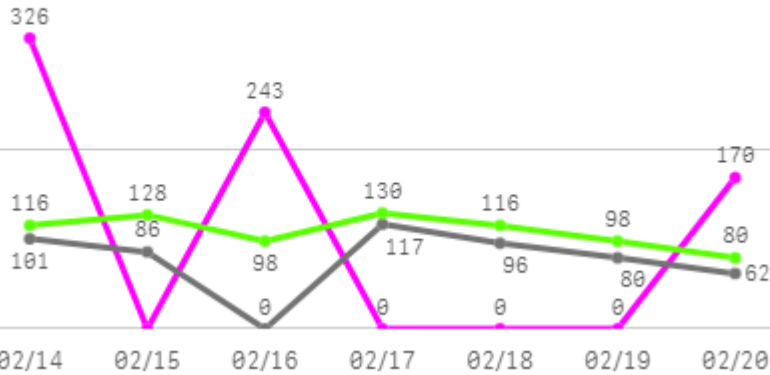
## □ 포도 샤인머스켓(2Kg) 주간 가격

구분	Q	품종	Q	단량	Q	특	상	보통	하
2026-02-14		포도 샤인머스켓		2Kg		14,272	9,974	6,486	3,853
2026-02-16		포도 샤인머스켓		2Kg		13,805	10,453	7,144	3,912
2026-02-20		포도 샤인머스켓		2Kg		15,009	10,815	7,043	4,130
평균						<b>14,362</b>	<b>10,414</b>	<b>6,891</b>	<b>3,965</b>

# 감귤

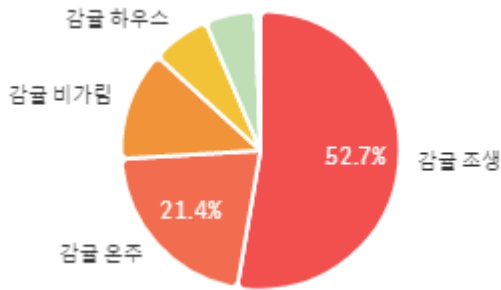
## 주간 반입량(톤)

2026 2025 평년

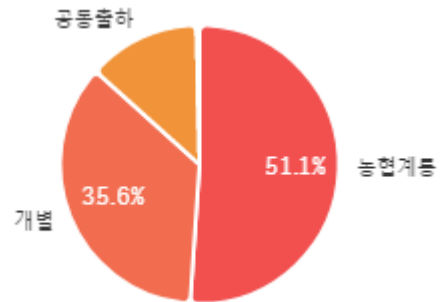


구분	금주(A)	전주(B)	전월(C)	전년(D)	평년(E)	A/B	A/C	A/D	A/E
물량(톤)	738	1,827	2,573	542	691	40.4%	28.7%	136.1%	106.8%

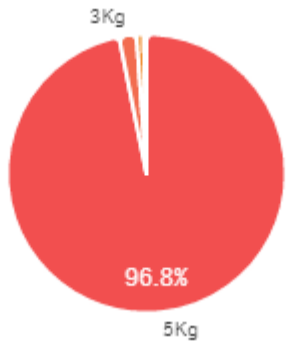
## 출하 품종별 거래물량 구성비



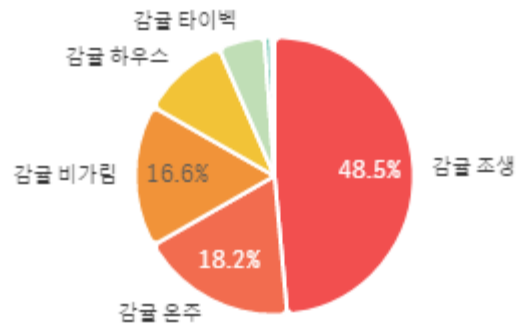
## 출하자별 거래물량 구성비



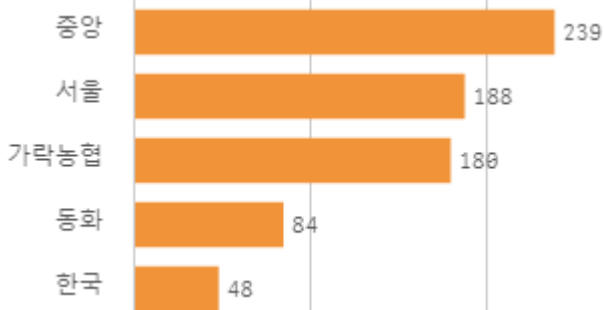
## 거래 단량별 물량 구성비



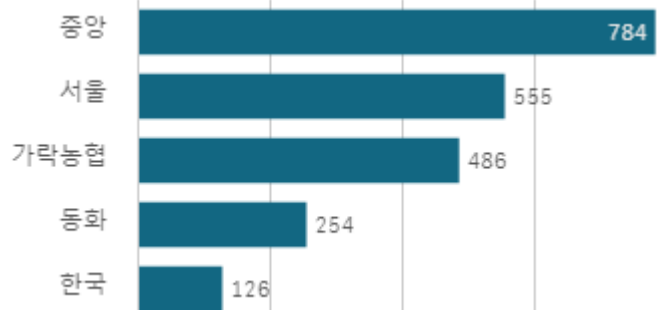
## 출하 품종별 거래금액 구성비



## 도매시장 법인별 거래물량(톤)



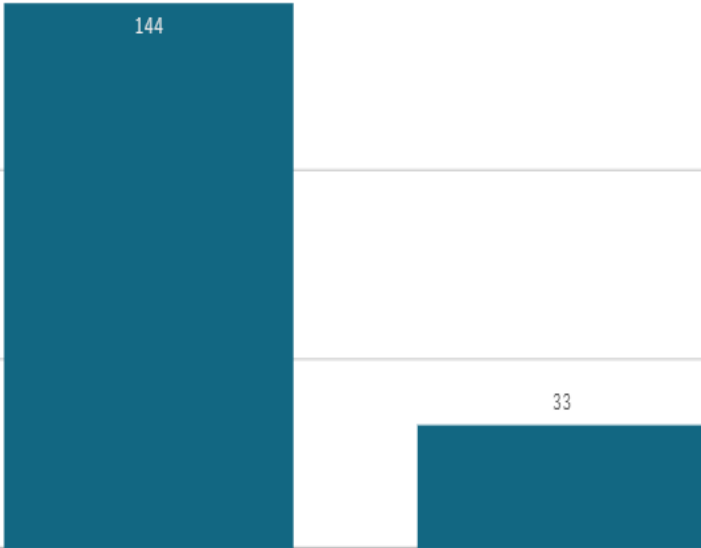
## 도매시장 법인별 거래금액(백만원)



# 감귤(5Kg)

산지별 거래물량(톤)

산지별 주출하 시군구



출하산지(개소)

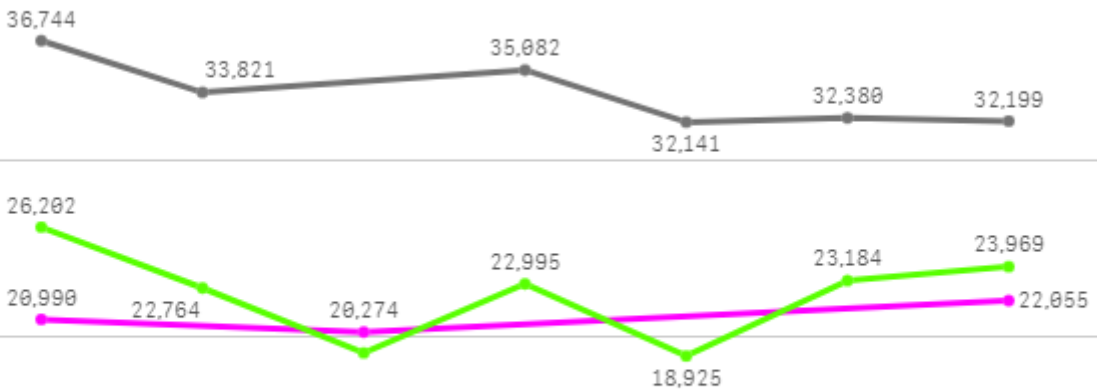
2

출하건수(천건)

0

주간 도매가격(원)

◆ 2026    ● 2025    ◆ 평년



02/14    02/15    02/16    02/17    02/18    02/19    02/20

구분	금주(A)	전주(B)	전월(C)	전년(D)	평년(E)	A/B	A/C	A/D	A/E
가격(원)	21,106	19,484	16,804	33,728	24,684	108.3%	131.9%	62.6%	85.5%

※ 상품 가격 기준

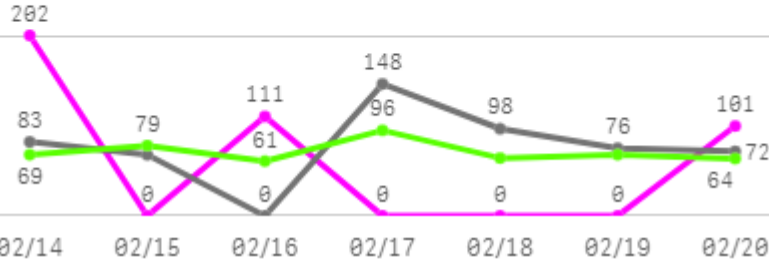
## □ 감귤(5Kg) 주간 가격

구분	Q	품종	Q	단량	Q	특	상	보통	하
2026-02-14		감귤		5Kg		31,792	20,990	13,011	6,601
2026-02-16		감귤		5Kg		33,245	20,274	10,433	3,910
2026-02-20		감귤		5Kg		33,914	22,055	12,334	5,038
평균						<b>32,984</b>	<b>21,106</b>	<b>11,926</b>	<b>5,183</b>

# 만감

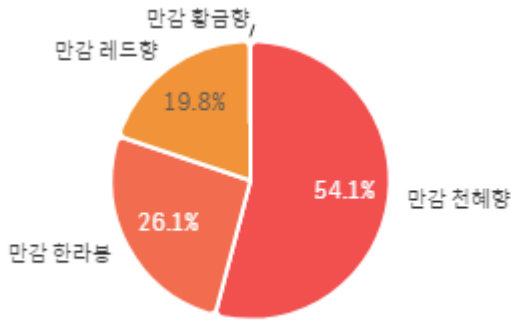
## 주간 반입량(톤)

◆ 2026    ● 2025    ▲ 평년

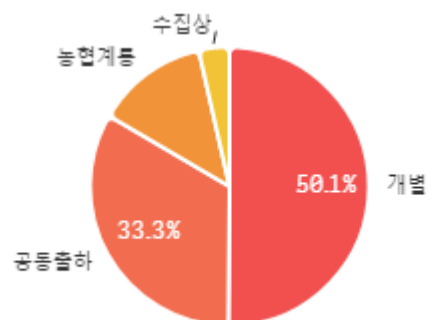


구분	금주(A)	전주(B)	전월(C)	전년(D)	평년(E)	A/B	A/C	A/D	A/E
물량(톤)	414	1,400	492	545	508	29.6%	84.2%	76.0%	81.6%

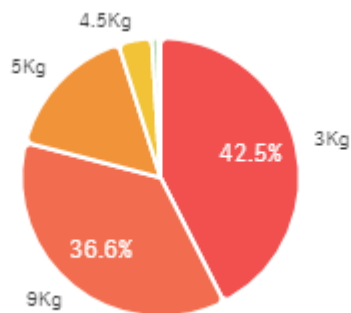
## 출하 품종별 거래물량 구성비



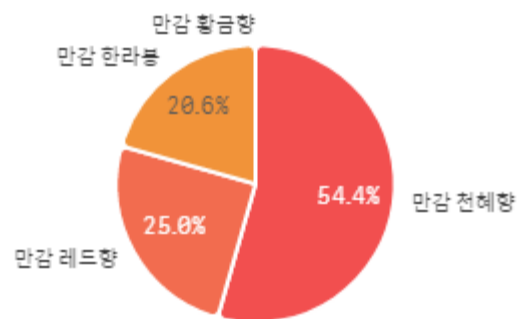
## 출하자별 거래물량 구성비



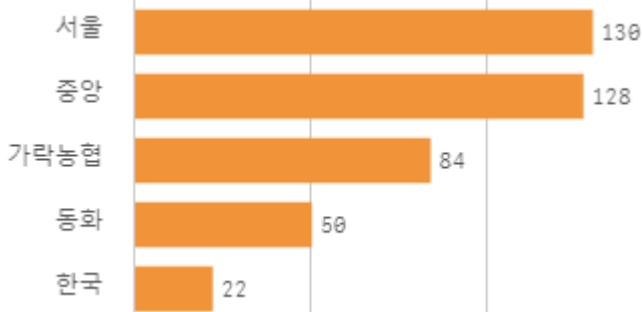
## 거래 단량별 물량 구성비



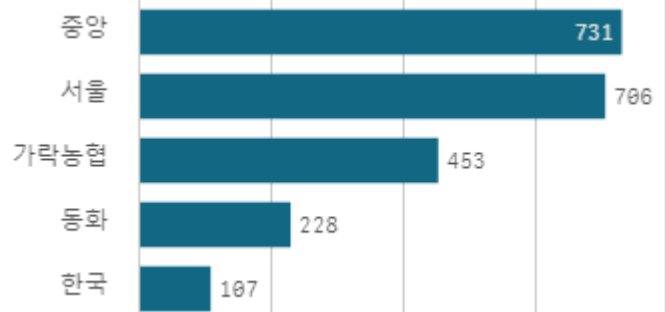
## 출하 품종별 거래금액 구성비



## 도매시장 법인별 거래물량(톤)

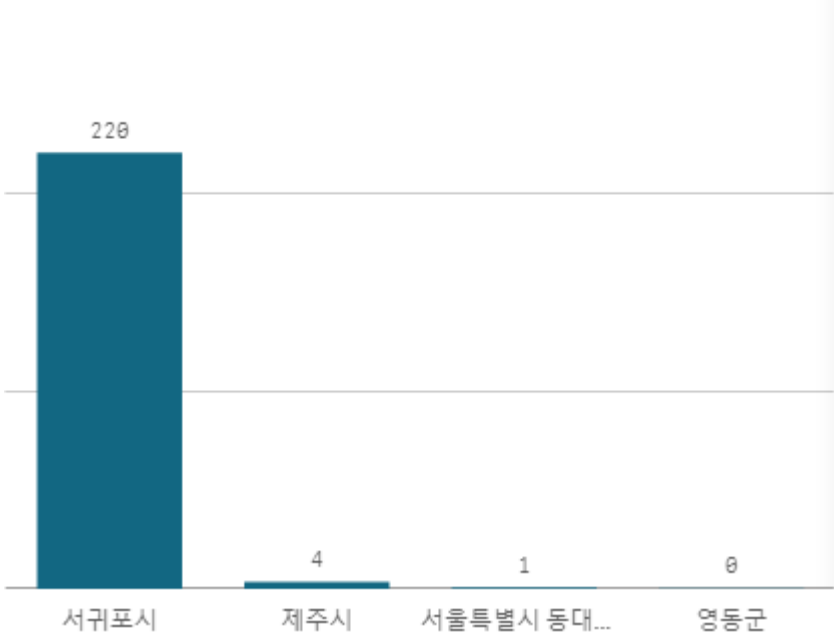


## 도매시장 법인별 거래금액(백만원)



# 만감 천혜향(9Kg)

산지별 거래물량(톤)



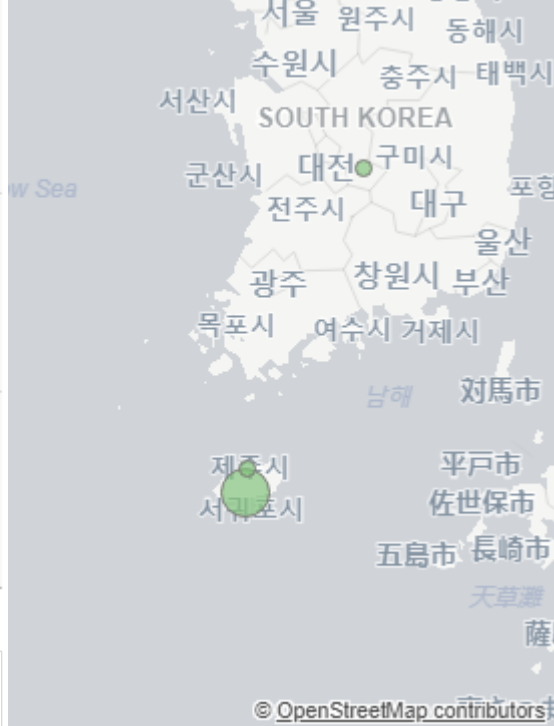
출하산지(개소)

4

출하건수(천건)

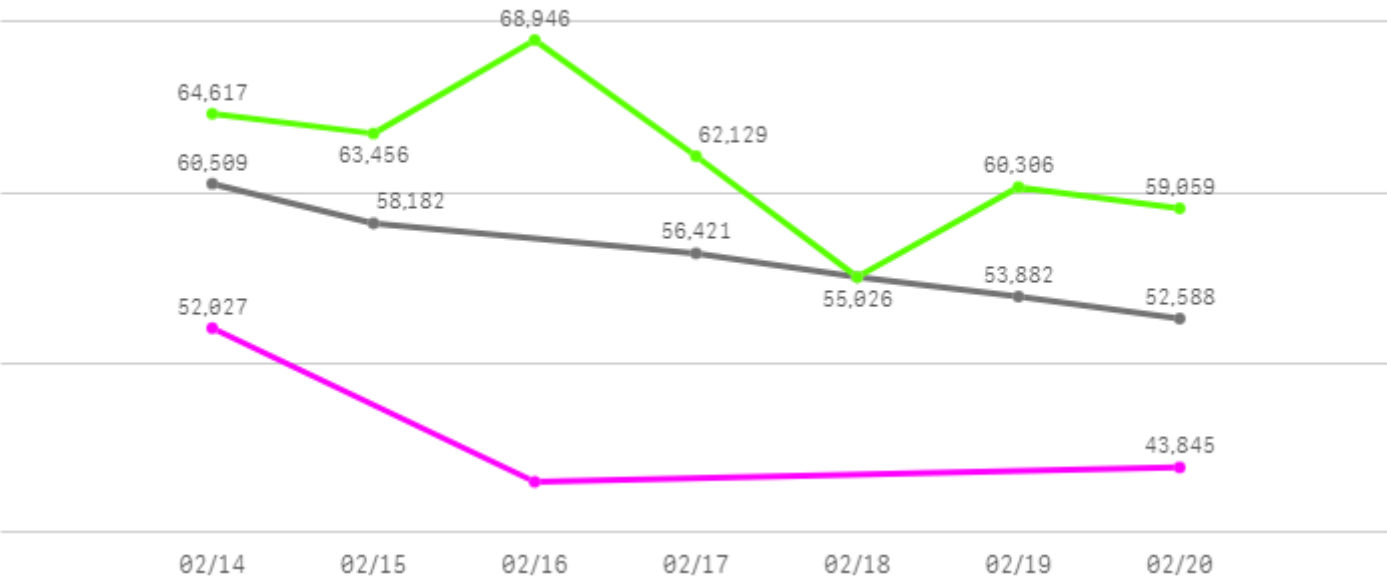
1

산지별 주출하 시군구



주간 도매가격(원)

● 2026   ● 2025   ● 평년



구분	금주(A)	전주(B)	전월(C)	전년(D)	평년(E)	A/B	A/C	A/D	A/E
가격(원)	46,291	46,732	44,689	56,101	58,799	99.1%	103.6%	82.5%	78.7%

※ 상품 가격 기준

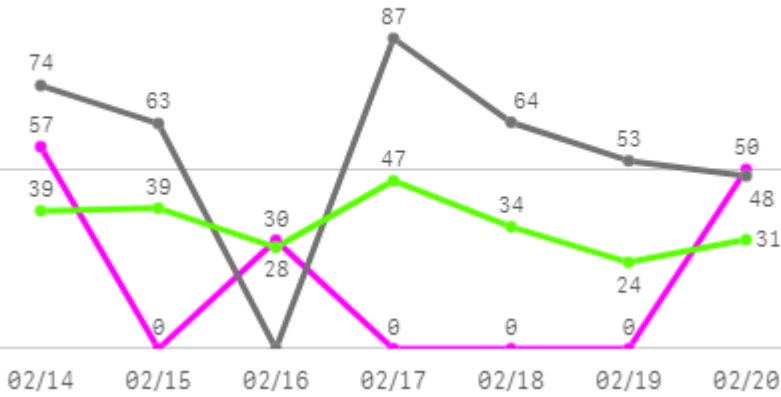
## □ 만감 천혜향(9Kg) 주간 가격

구분	Q	품종	Q	단량	Q	특	상	보통	하
2026-02-14		만감 천혜향		9Kg		53,000	52,027	47,238	40,507
2026-02-16		만감 천혜향		9Kg		43,000	43,000	41,963	35,688
2026-02-20		만감 천혜향		9Kg		46,000	43,845	42,358	37,616
평균						<b>47,333</b>	<b>46,291</b>	<b>43,853</b>	<b>37,937</b>

# 단감

## 주간 반입량(톤)

◆ 2026    ● 2025    ▲ 평년

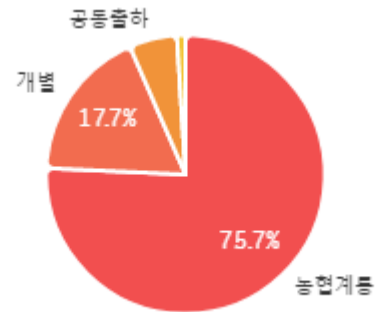


구분	금주(A)	전주(B)	전월(C)	전년(D)	평년(E)	A/B	A/C	A/D	A/E
물량(톤)	137	408	408	389	233	33.7%	33.7%	35.4%	59.0%

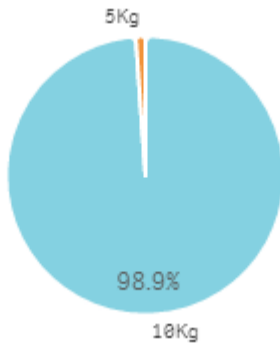
## 출하 품종별 거래물량 구성비



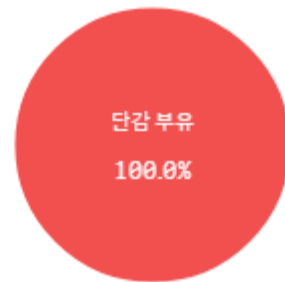
## 출하자별 거래물량 구성비



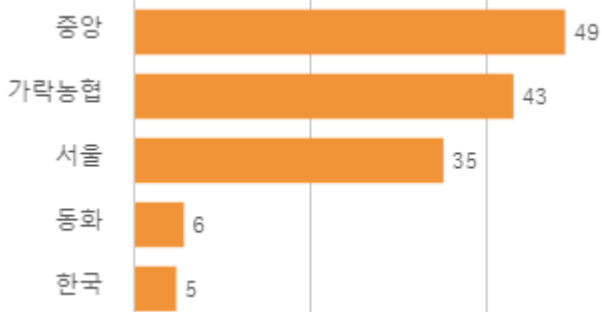
## 거래 단량별 물량 구성비



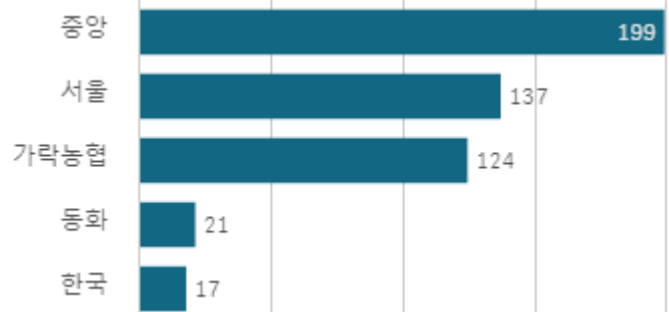
## 출하 품종별 거래금액 구성비



## 도매시장 법인별 거래물량(톤)

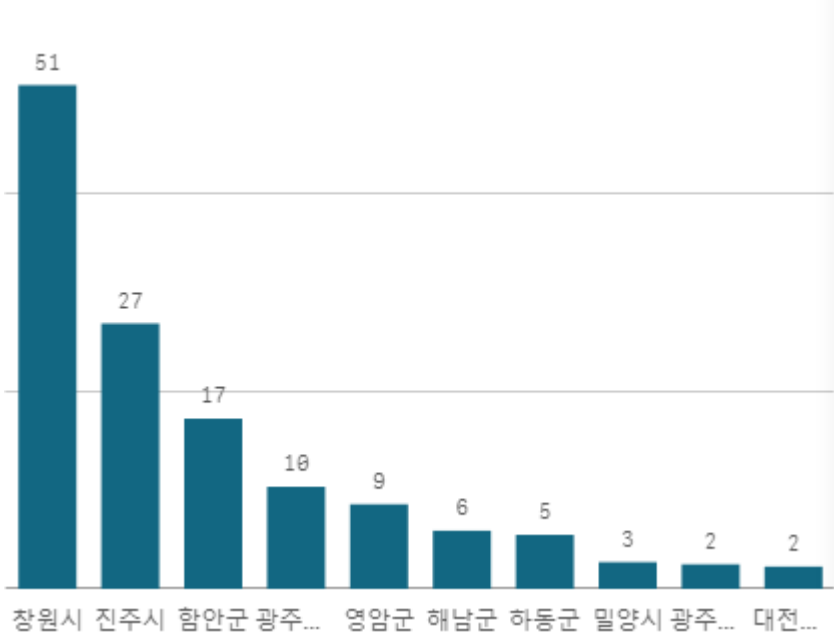


## 도매시장 법인별 거래금액(백만원)



# 단감 부유(10Kg)

산지별 거래물량(톤)



출하산지(개소)

16

출하건수(천건)

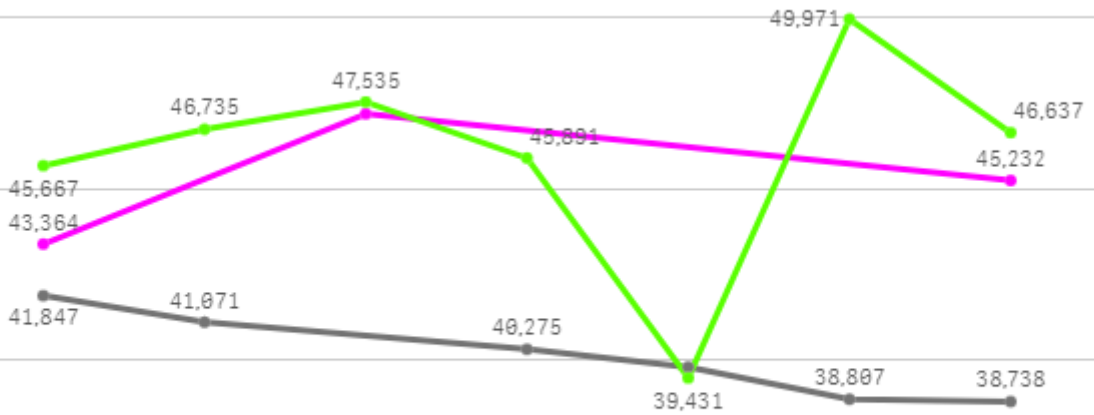
1

산지별 주출하 시군구



주간 도매가격(원)

◆ 2026    ● 2025    ◆ 평년



02/14    02/15    02/16    02/17    02/18    02/19    02/20

구분	금주(A)	전주(B)	전월(C)	전년(D)	평년(E)	A/B	A/C	A/D	A/E
가격(원)	45,261	38,505	34,663	40,082	46,262	117.5%	130.6%	112.9%	97.8%

※ 상품 가격 기준

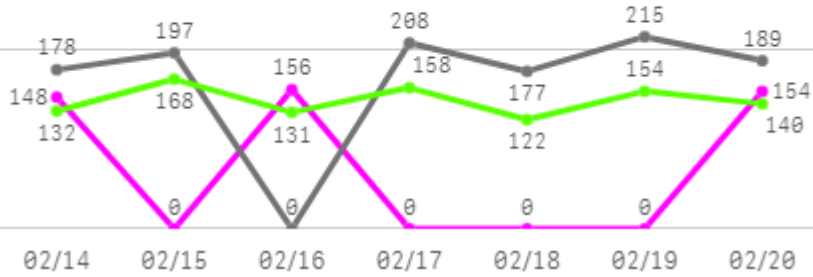
## □ 단감 부유(10Kg) 주간 가격

구분	Q	품종	Q	단량	Q	특	상	보통	하
2026-02-14		단감 부유		10Kg		54,065	43,364	34,700	25,552
2026-02-16		단감 부유		10Kg		58,993	47,188	36,030	25,096
2026-02-20		단감 부유		10Kg		54,273	45,232	31,775	19,504
평균						<b>55,777</b>	<b>45,261</b>	<b>34,168</b>	<b>23,384</b>

# 바나나

## 주간 반입량(톤)

◆ 2026    ● 2025    ▲ 평년

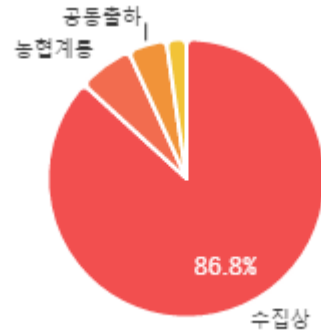


구분	금주(A)	전주(B)	전월(C)	전년(D)	평년(E)	A/B	A/C	A/D	A/E
물량(톤)	458	746	734	1,165	873	61.4%	62.4%	39.3%	52.4%

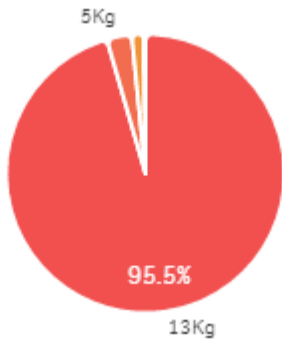
### 출하 품종별 거래물량 구성비



### 출하자별 거래물량 구성비



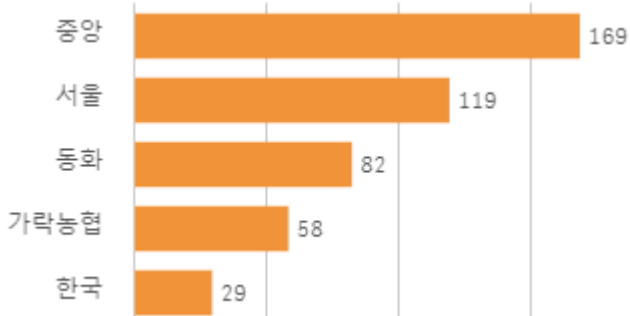
### 거래 단량별 물량 구성비



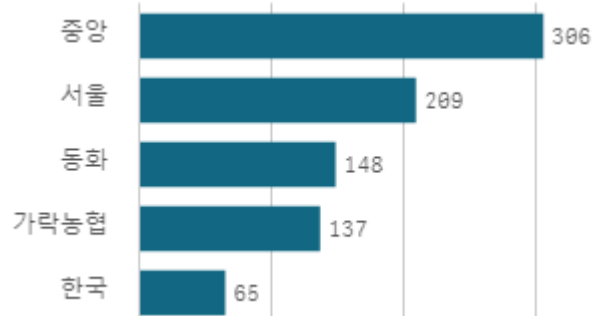
### 출하 품종별 거래금액 구성비



### 도매시장 법인별 거래물량(톤)

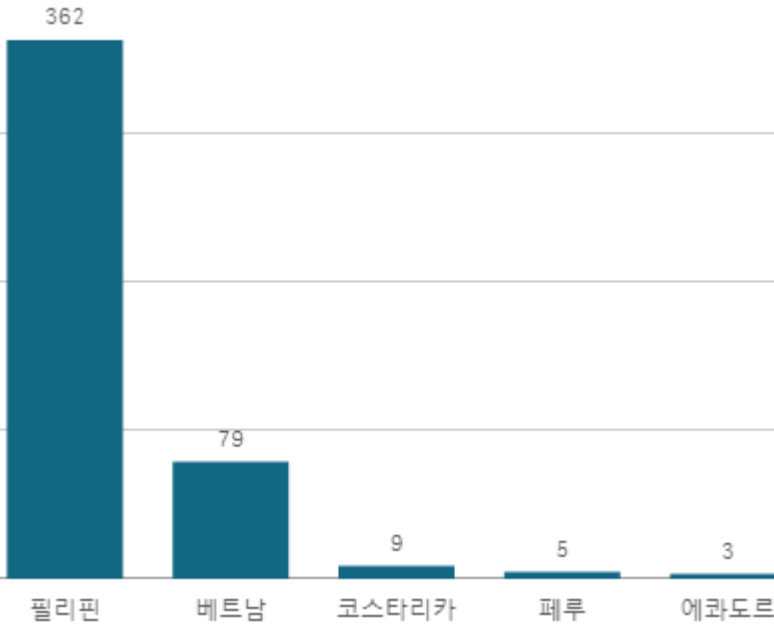


### 도매시장 법인별 거래금액(백만원)

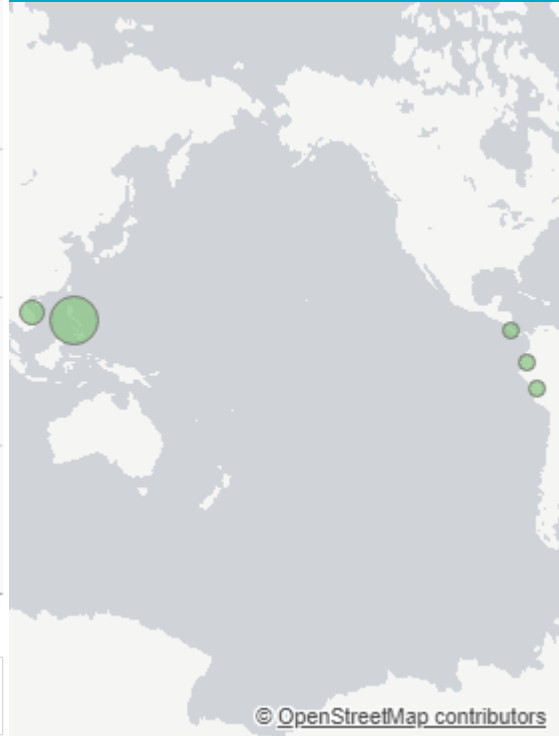


# 바나나 수입(13Kg)

산지별 거래물량(톤)



산지별 주출하 시군구



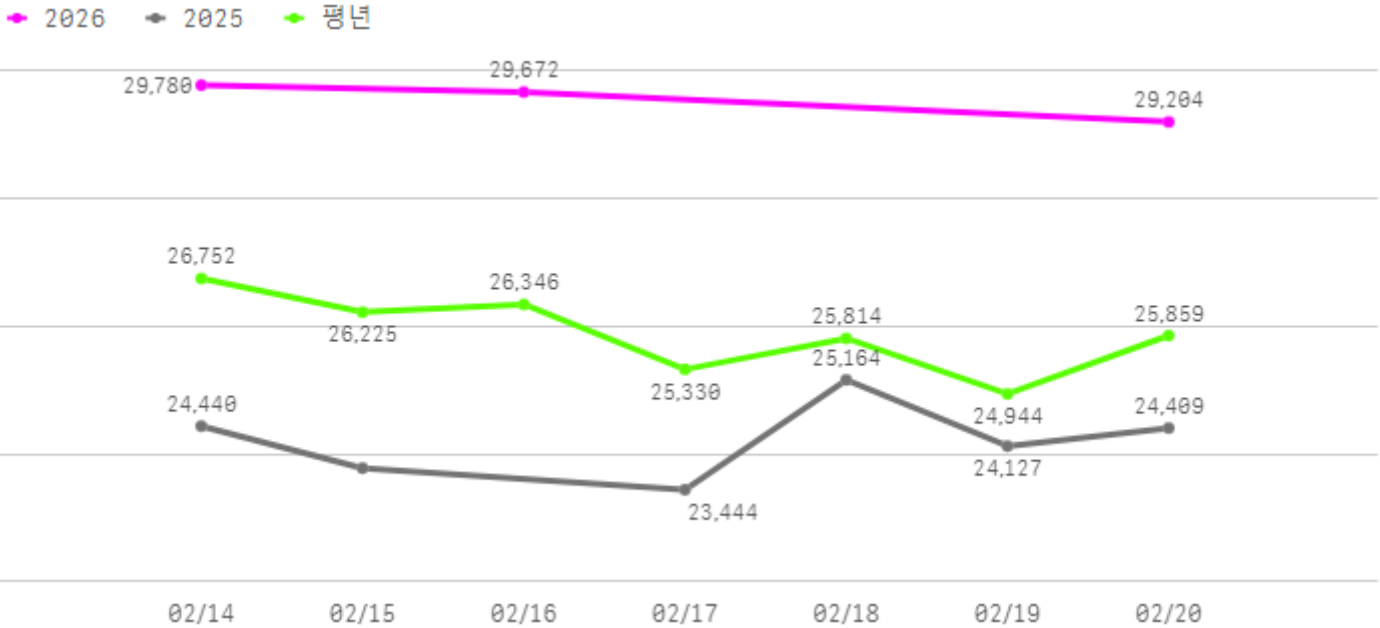
출하산지(개소)

5

출하건수(천건)

1

주간 도매가격(원)



구분	금주(A)	전주(B)	전월(C)	전년(D)	평년(E)	A/B	A/C	A/D	A/E
가격(원)	29,552	29,322	28,393	24,228	26,998	100.8%	104.1%	122.0%	109.5%

※ 상품 가격 기준

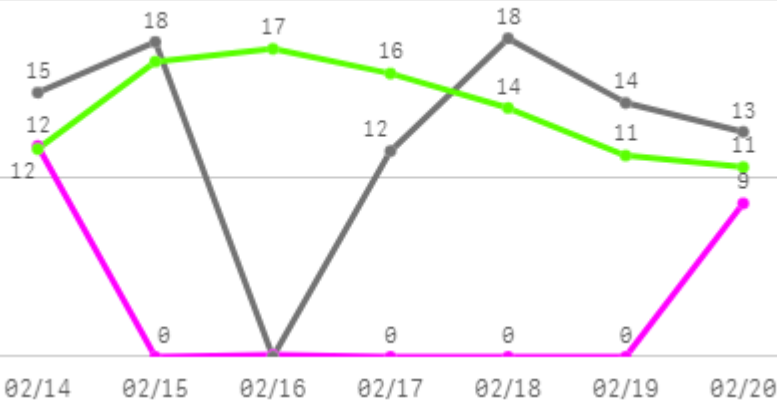
## □ 바나나 수입(13Kg) 주간 가격

구분	Q	품종	Q	단량	Q	특	상	보통	하
2026-02-14		바나나 수입		13Kg		35,437	29,780	23,540	13,629
2026-02-16		바나나 수입		13Kg		34,867	29,672	20,190	9,742
2026-02-20		바나나 수입		13Kg		34,831	29,204	19,967	10,000
평균						<b>35,045</b>	<b>29,552</b>	<b>21,232</b>	<b>11,124</b>

# 고등어

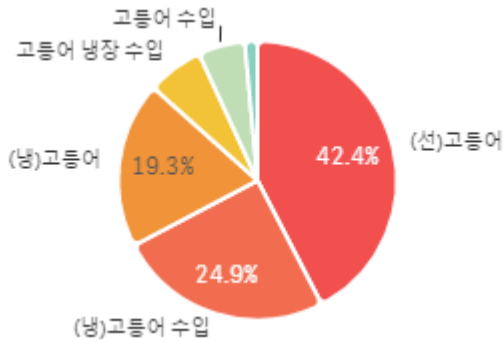
## 주간 반입량(톤)

2026 (파란색) 2025 (회색) 평년 (초록색)

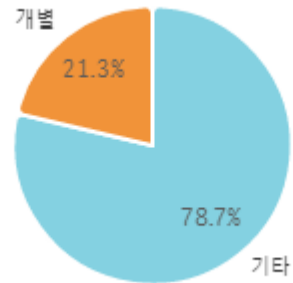


구분	금주(A)	전주(B)	전월(C)	전년(D)	평년(E)	A/B	A/C	A/D	A/E
물량(톤)	21	76	89	89	86	26.9%	23.0%	23.1%	24.0%

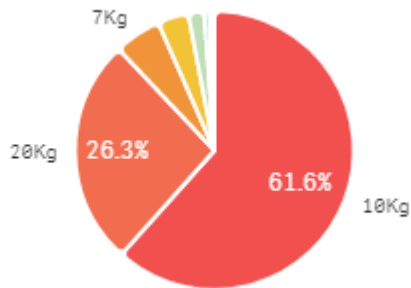
## 출하 품종별 거래물량 구성비



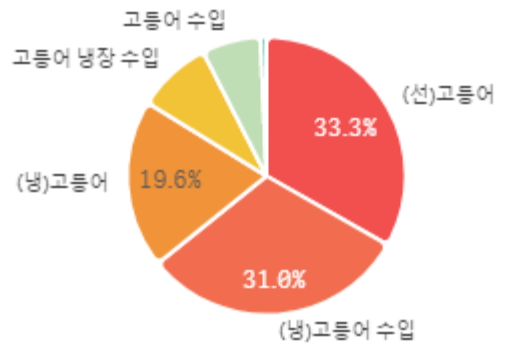
## 출하자별 거래물량 구성비



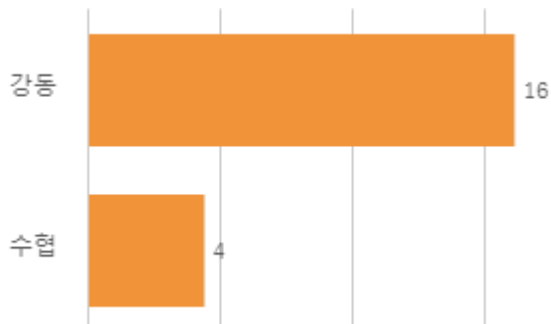
## 거래 단량별 물량 구성비



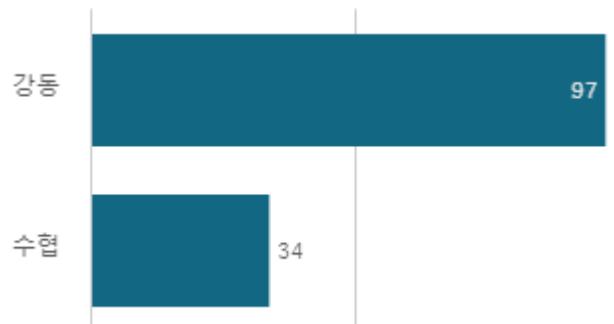
## 출하 품종별 거래금액 구성비



## 도매시장 법인별 거래물량(톤)




## 도매시장 법인별 거래금액(백만원)



# (냉)고등어 수입(10Kg)

산지별 거래물량(톤)



노르웨이

산지별 주출하 시군구



출하산지(개소)

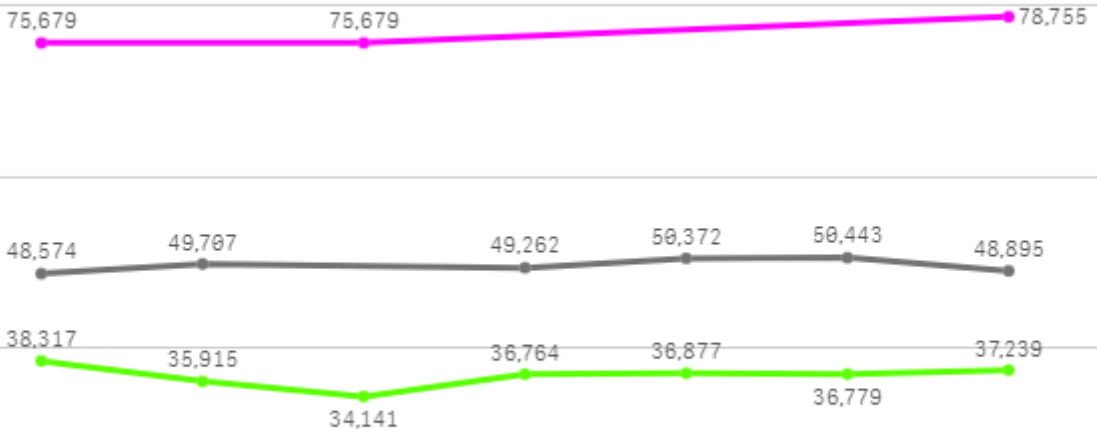
1

출하건수(천건)

0

주간 도매가격(원)

◆ 2026    ● 2025    ◆ 평년



02/14    02/15    02/16    02/17    02/18    02/19    02/20

구분	금주(A)	전주(B)	전월(C)	전년(D)	평년(E)	A/B	A/C	A/D	A/E
가격(원)	76,704	79,958	82,131	49,542	42,930	95.9%	93.4%	154.8%	178.7%

※ 상품 가격 기준

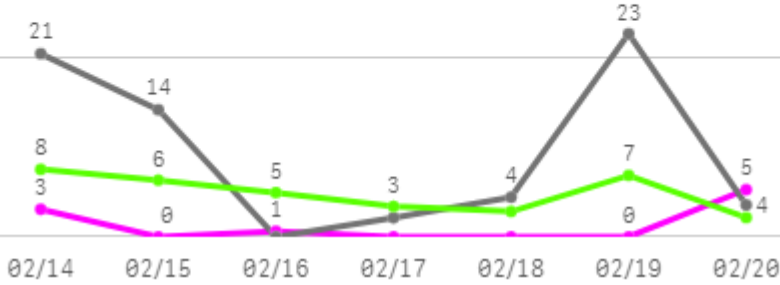
## □ (냉)고등어 수입(10Kg) 주간 가격

구분	Q	품종	Q	단량	Q	특	상	보통	하
2026-02-14		(냉)고등어 수입		10Kg		-	75,679	-	-
2026-02-16		(냉)고등어 수입		10Kg		-	75,679	-	-
2026-02-20		(냉)고등어 수입		10Kg		-	78,755	-	-
평균						-	<b>76,704</b>	-	-

# 갈치

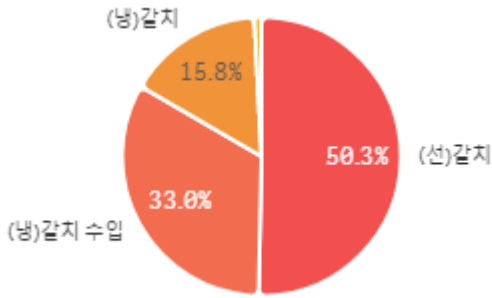
## 주간 반입량(톤)

◆ 2026    ● 2025    ▲ 평년

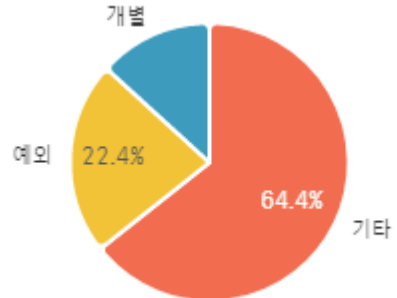


구분	금주(A)	전주(B)	전월(C)	전년(D)	평년(E)	A/B	A/C	A/D	A/E
물량(톤)	9	25	28	68	32	36.2%	32.2%	13.3%	27.8%

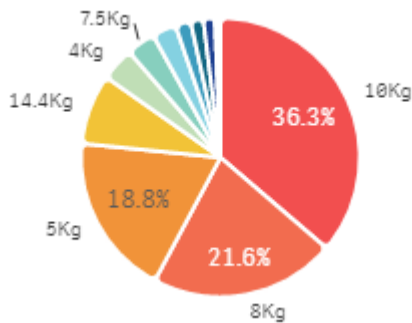
## 출하 품종별 거래물량 구성비



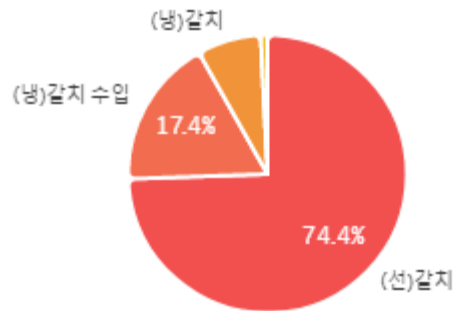
## 출하자별 거래물량 구성비



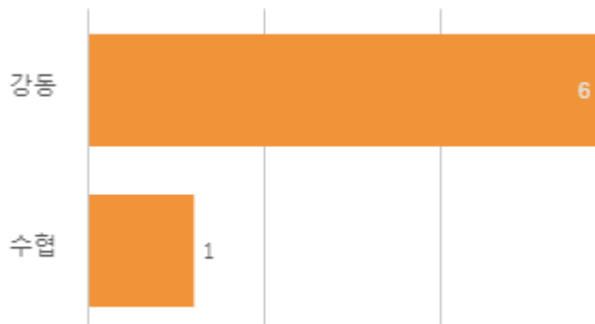
## 거래 단량별 물량 구성비



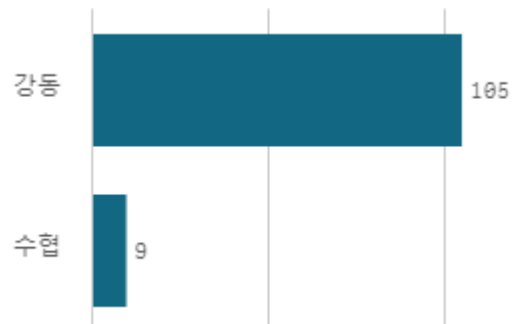
## 출하 품종별 거래금액 구성비



## 도매시장 법인별 거래물량(톤)



## 도매시장 법인별 거래금액(백만원)



# (선)갈치(5Kg)

산지별 거래물량(톤)



제주시

산지별 주출하 시군구



출하산지(개소)

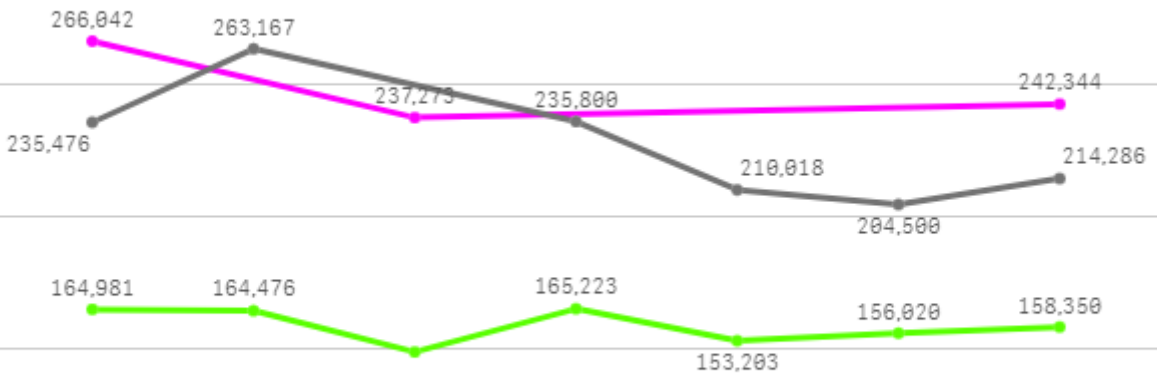
1

출하건수(천건)

0

주간 도매가격(원)

◆ 2026    ● 2025    ◆ 평년



02/14    02/15    02/16    02/17    02/18    02/19    02/20

구분	금주(A)	전주(B)	전월(C)	전년(D)	평년(E)	A/B	A/C	A/D	A/E
가격(원)	248,553	225,618	164,477	227,208	176,446	110.2%	151.1%	109.4%	140.9%

※ 상품 가격 기준

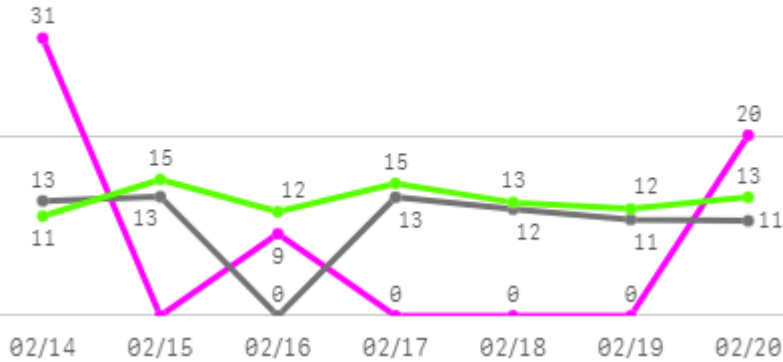
## □ (선)갈치(5Kg) 주간 가격

구분	Q	품종	Q	단량	Q	특	상	보통	하
2026-02-14		(선)갈치		5Kg		-	266,042	189,149	55,396
2026-02-16		(선)갈치		5Kg		-	237,273	178,429	107,697
2026-02-20		(선)갈치		5Kg		-	242,344	175,050	82,809
평균						-	<b>248,553</b>	<b>180,876</b>	<b>81,967</b>

# 홍합

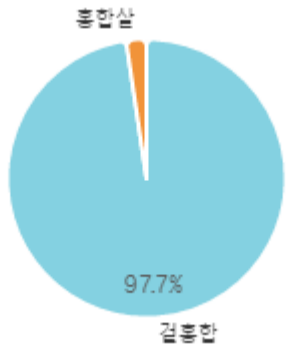
## 주간 반입량(톤)

◆ 2026    ● 2025    ▲ 평년

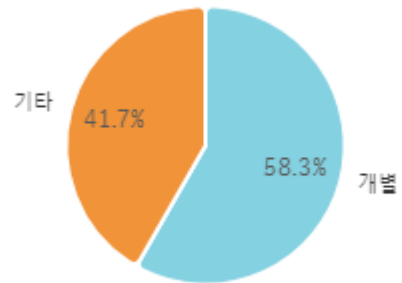


구분	금주(A)	전주(B)	전월(C)	전년(D)	평년(E)	A/B	A/C	A/D	A/E
물량(톤)	61	106	99	73	78	56.9%	60.9%	83.0%	77.4%

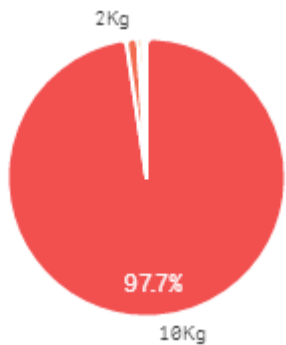
### 출하 품종별 거래물량 구성비



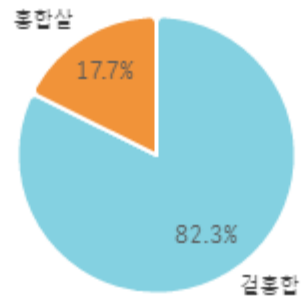
### 출하자별 거래물량 구성비



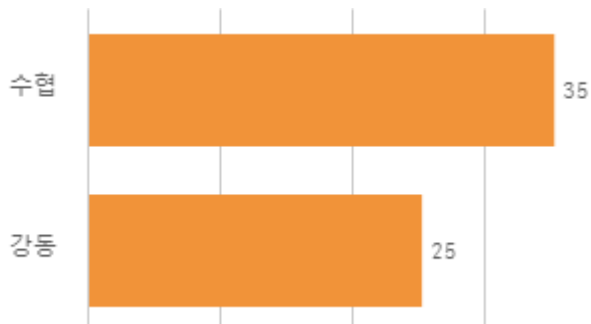
### 거래 단량별 물량 구성비



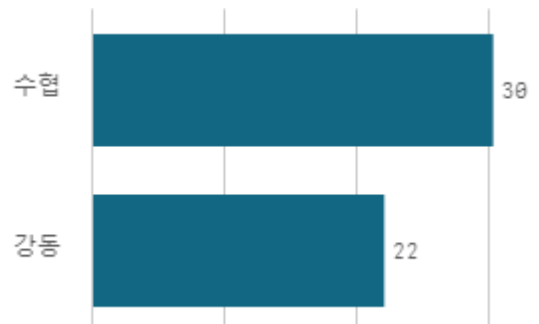
### 출하 품종별 거래금액 구성비



### 도매시장 법인별 거래물량(톤)

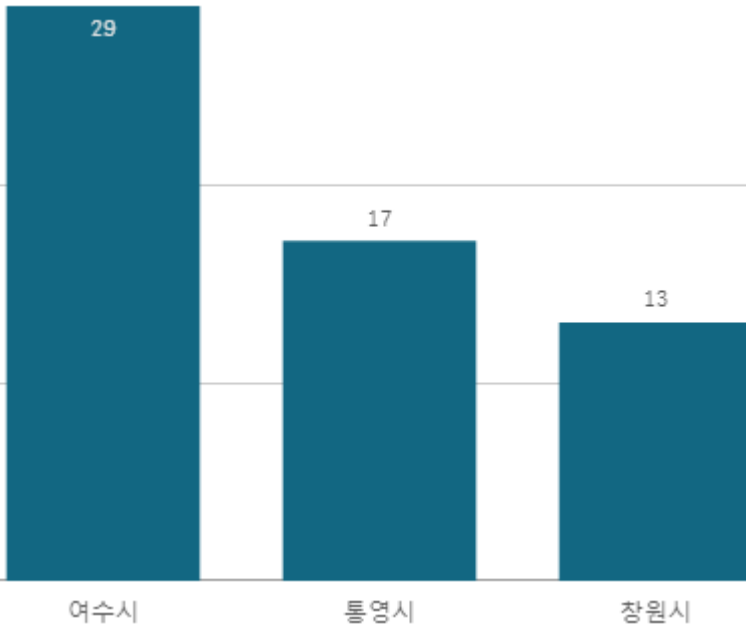


### 도매시장 법인별 거래금액(백만원)



# 겉홍합(10Kg)

산지별 거래물량(톤)



산지별 주출하 시군구



출하산지(개소)

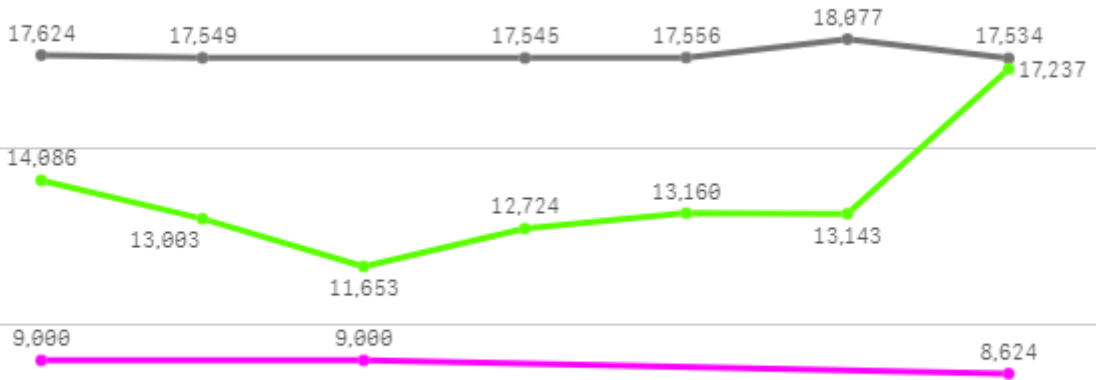
3

출하건수(천건)

0

주간 도매가격(원)

◆ 2026    ● 2025    ◆ 평년



02/14    02/15    02/16    02/17    02/18    02/19    02/20

구분	금주(A)	전주(B)	전월(C)	전년(D)	평년(E)	A/B	A/C	A/D	A/E
가격(원)	8,875	8,915	8,978	17,648	14,058	99.6%	98.8%	50.3%	63.1%

※ 상품 가격 기준

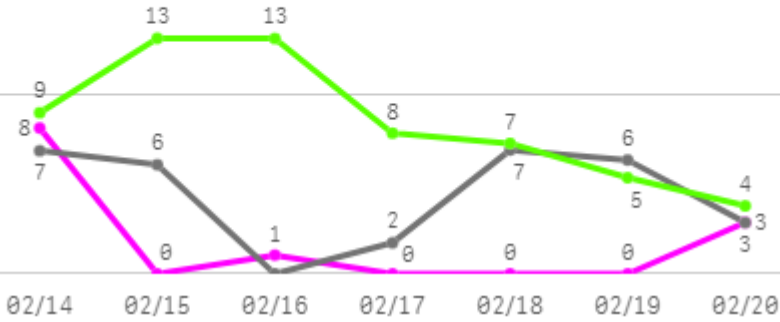
## □ 곁홍합(10Kg) 주간 가격

구분	Q	품종	Q	단량	Q	특	상	보통	하
2026-02-14		곁홍합		10Kg		-	9,000	7,301	5,403
2026-02-16		곁홍합		10Kg		-	9,000	7,573	4,319
2026-02-20		곁홍합		10Kg		-	8,624	7,000	5,929
평균						-	<b>8,875</b>	<b>7,291</b>	<b>5,217</b>

# 오징어

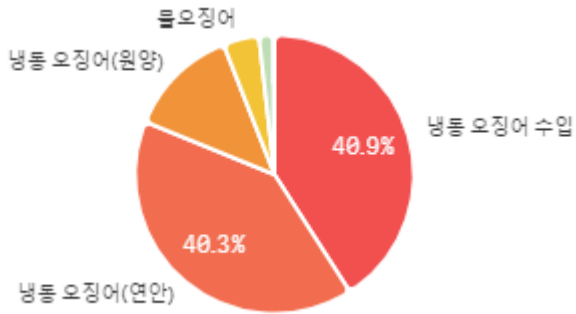
## 주간 반입량(톤)

◆ 2026    ● 2025    ▲ 평년

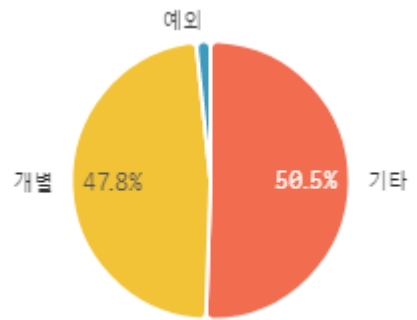


구분	금주(A)	전주(B)	전월(C)	전년(D)	평년(E)	A/B	A/C	A/D	A/E
물량(톤)	12	43	43	31	50	28.2%	28.1%	39.1%	24.3%

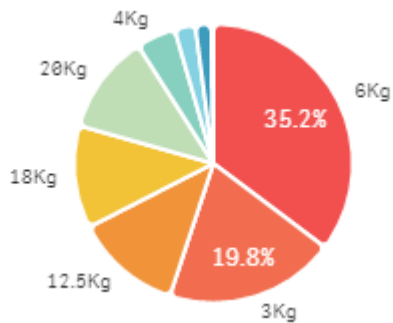
### 출하 품종별 거래물량 구성비



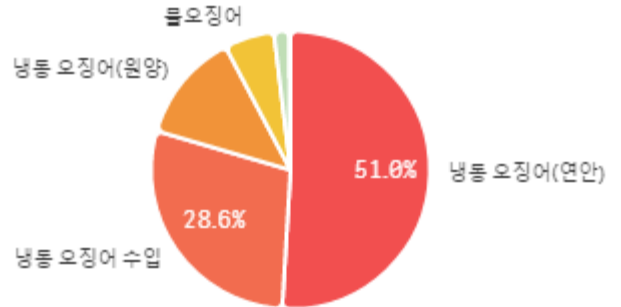
### 출하자별 거래물량 구성비



### 거래 단량별 물량 구성비



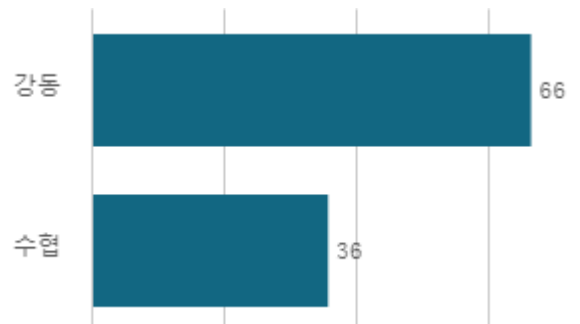
### 출하 품종별 거래금액 구성비



### 도매시장 법인별 거래물량(톤)

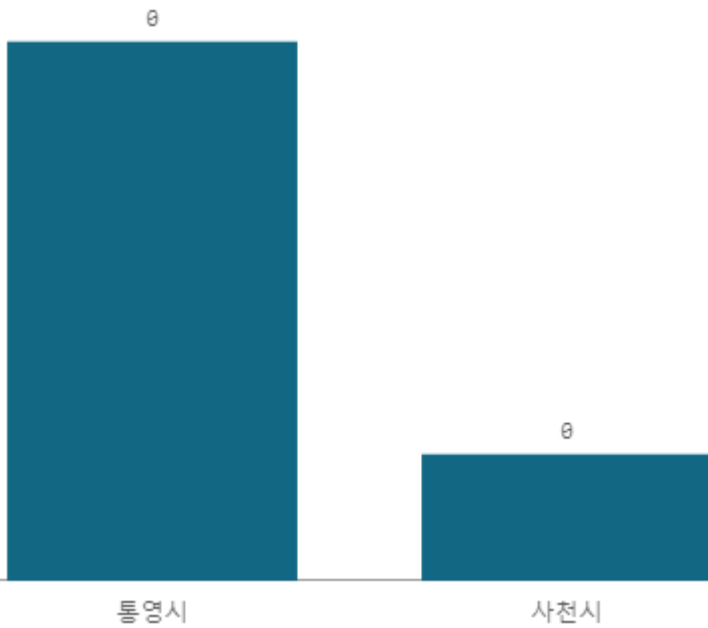


### 도매시장 법인별 거래금액(백만원)

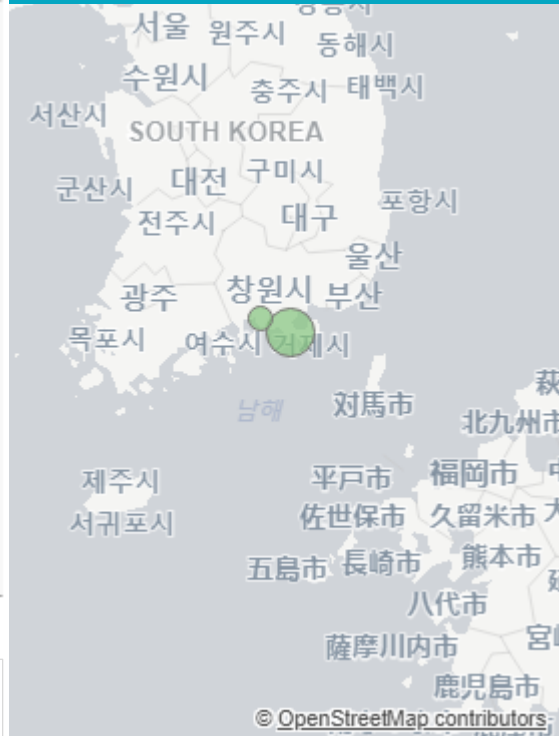


# 물오징어(6Kg)

산지별 거래물량(톤)



산지별 주출하 시군구



출하산지(개소)

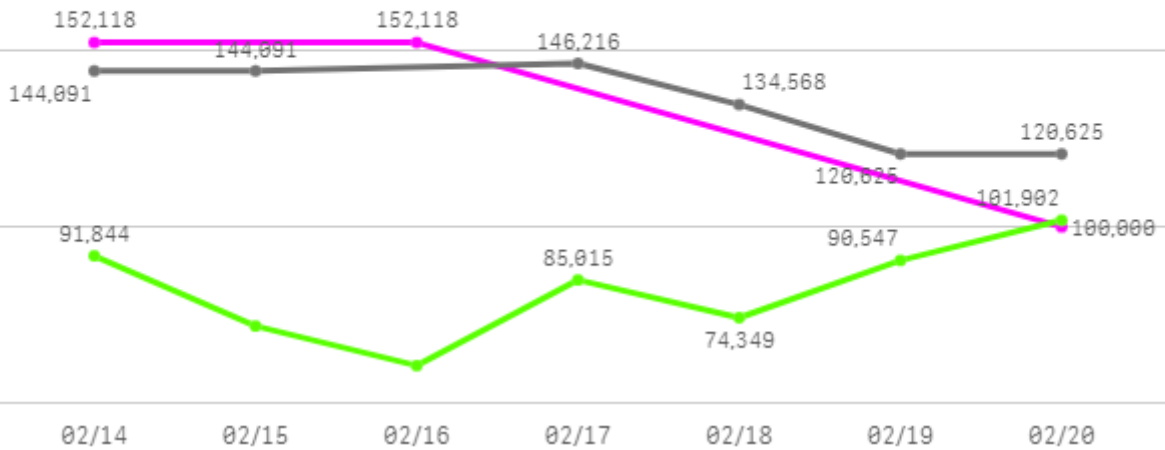
2

출하건수(천건)

0

주간 도매가격(원)

◆ 2026    ● 2025    ◆ 평년



구분	금주(A)	전주(B)	전월(C)	전년(D)	평년(E)	A/B	A/C	A/D	A/E
가격(원)	134,745	140,704	111,887	135,036	87,790	95.8%	120.4%	99.8%	153.5%

※ 상품 가격 기준

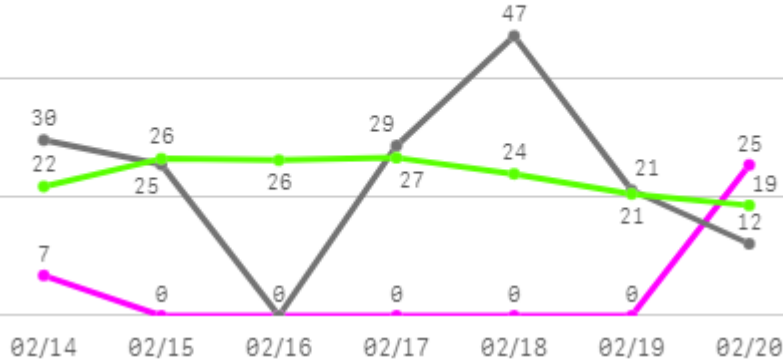
## □ 물오징어(6Kg) 주간 가격

구분	Q	품종	Q	단량	Q	특	상	보통	하
2026-02-14		물오징어		6Kg		-	152,118	103,704	26,000
2026-02-16		물오징어		6Kg		-	152,118	103,704	26,000
2026-02-20		물오징어		6Kg		-	100,000	81,034	53,182
평균						-	<b>134,745</b>	<b>96,147</b>	<b>35,061</b>

# 건멸치

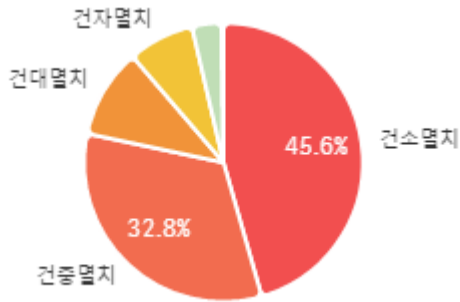
## 주간 반입량(톤)

◆ 2026    ● 2025    ▲ 평년

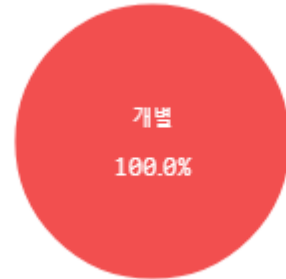


구분	금주(A)	전주(B)	전월(C)	전년(D)	평년(E)	A/B	A/C	A/D	A/E
물량(톤)	32	165	227	164	133	19.5%	14.1%	19.6%	24.2%

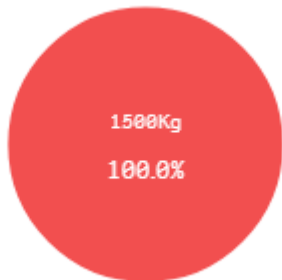
## 출하 품종별 거래물량 구성비



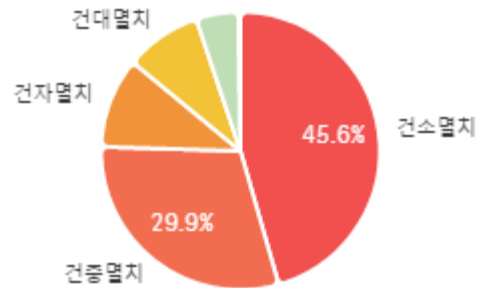
## 출하자별 거래물량 구성비



## 거래 단량별 물량 구성비



## 출하 품종별 거래금액 구성비



## 도매시장 법인별 거래물량(톤)




## 도매시장 법인별 거래금액(백만원)



# 건세멸치(1.5Kg)

산지별 거래물량(톤)



서천군

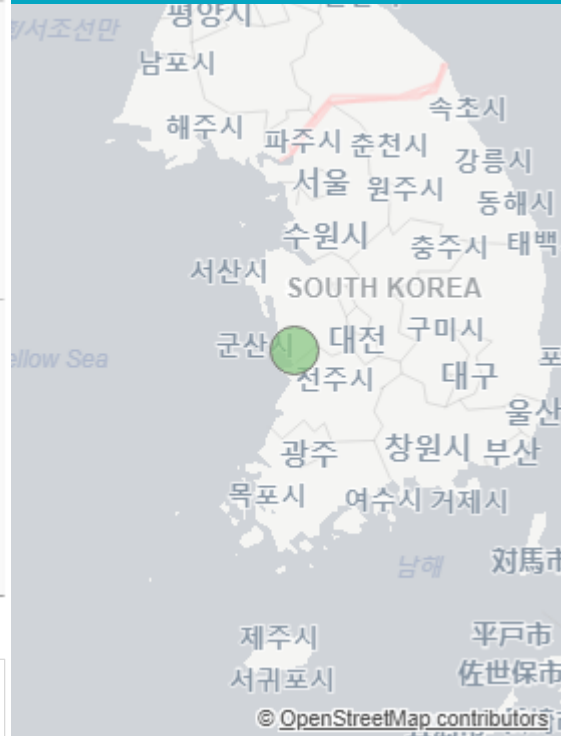
출하산지(개소)

1

출하건수(천건)

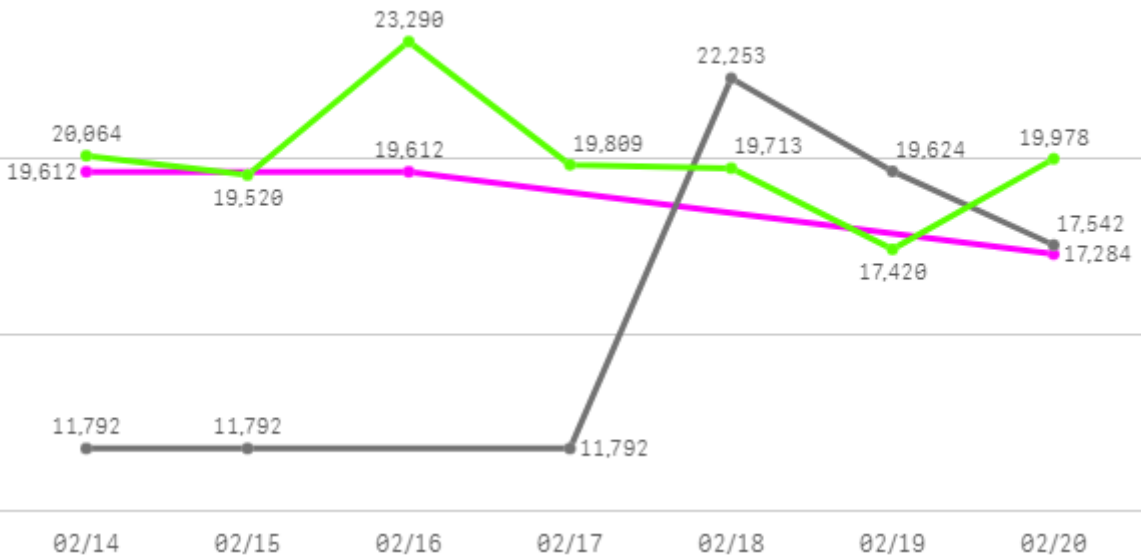
0

산지별 주출하 시군구



주간 도매가격(원)

◆ 2026    ◆ 2025    ◆ 평년



구분	금주(A)	전주(B)	전월(C)	전년(D)	평년(E)	A/B	A/C	A/D	A/E
가격(원)	18,836	18,194	20,218	15,799	20,631	103.5%	93.2%	119.2%	91.3%

※ 상품 가격 기준

## □ 건세멸치(1.5Kg) 주간 가격

구분	Q	품종	Q	단량	Q	특	상	보통	하
2026-02-14		건세멸치		1.5Kg		-	19,612	16,014	7,272
2026-02-16		건세멸치		1.5Kg		-	19,612	16,014	7,272
2026-02-20		건세멸치		1.5Kg		-	17,284	14,418	10,958
평균						-	<b>18,836</b>	<b>15,482</b>	<b>8,501</b>