
2026년 가락시장

주요 품목 주간 거래동향

2월 4주차 주요 동향

[2026. 2.21. ~ 2.27.]



서울특별시농수산물공사

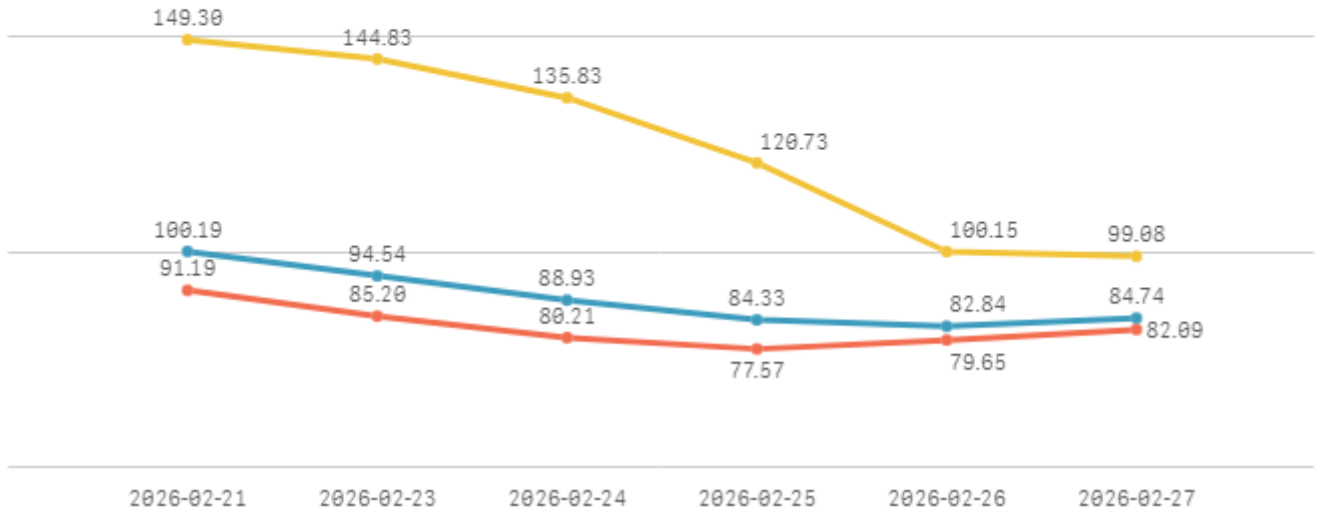
[데이터전략팀]

1. 주간 표준지수

※ 직전 5개년 평균가격을 지수 100으로 산정하여 100 이상일 경우 평년보다 상승, 100 이하일 경우 평년보다 하락

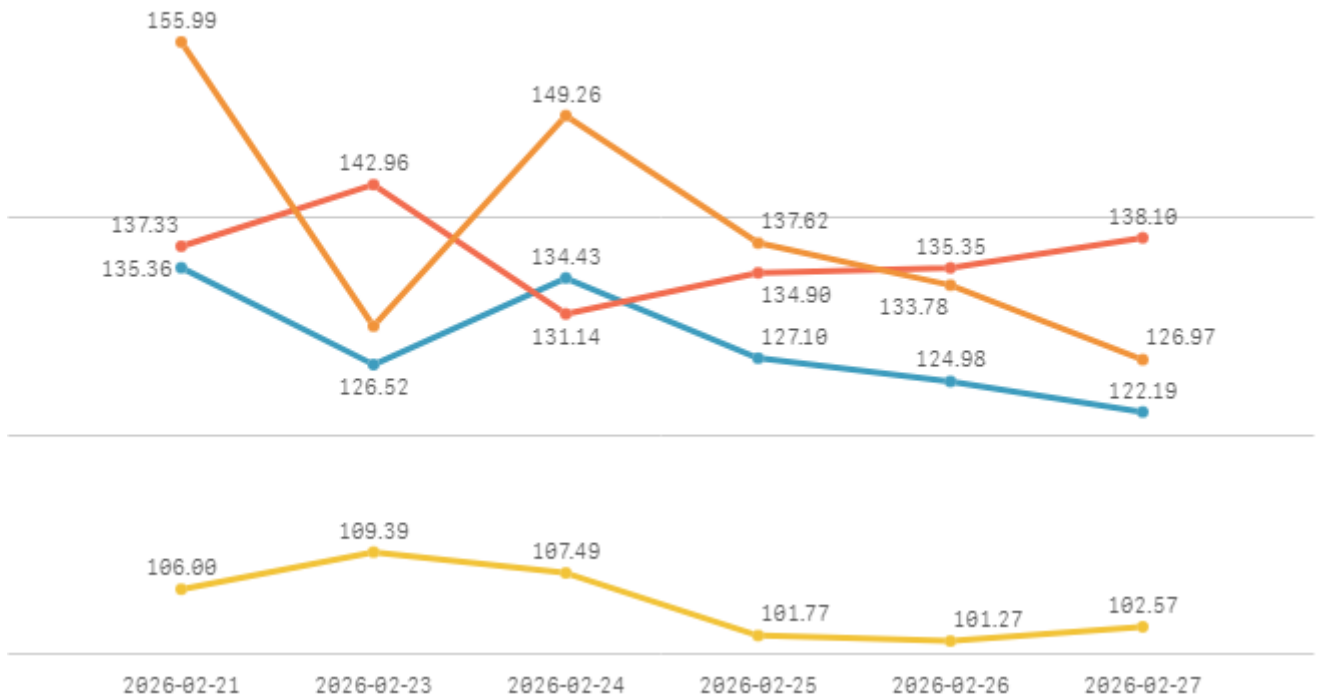
□ 청과부류

합계 채소계 과일계



□ 수산부류

합계 생선류 조개류 건어류



2. 2월 4주차 주요 품목 주간 거래동향

주요 품목(종) 주간동향 (02.21 ~ 02.27)

품종 단위	금주평균	전주평균	전월평균	전년평균	5년평균 가격	전주대비	전월대비	전년대비	5년평균 대비
(냉)고등어 수입(10키로상자)	80,802	76,704	81,678	48,630	46,794	5% ▲	-1% ▼	66% ▲	73% ▲
(선)갈치(5키로상자)	181,045	248,553	179,957	164,848	160,721	-27% ▼	1% ▲	10% ▲	13% ▲
가지(8키로상자)	21,343	31,148	31,418	33,050	32,860	-31% ▼	-32% ▼	-35% ▼	-35% ▼
감골 하우스(5키로상자)	25,245	28,245	23,973	39,853	29,995	-11% ▼	5% ▲	-37% ▼	-16% ▼
감자 수미(햇)(20키로상자)	62,122	56,049	52,737	68,275	63,899	11% ▲	18% ▲	-9% ▼	-3% ▼
건세 열치(1.5키로상자)	19,808	18,836	23,301	19,272	20,942	5% ▲	-15% ▼	3% ▲	-5% ▼
겉홍합(10키로망대)	8,168	8,875	9,002	17,500	12,974	-8% ▼	-9% ▼	-53% ▼	-37% ▼
간마늘 대서(20키로)	155,910	155,850	155,695	145,049	148,802	0% ▲	0% ▲	7% ▲	5% ▲
단감 부유(10키로상자)	37,209	45,261	36,355	41,029	47,524	-18% ▼	2% ▲	-9% ▼	-22% ▼
당근(20키로상자)	25,814	22,779	22,600	63,314	40,459	13% ▲	14% ▲	-59% ▼	-36% ▼
대추방울토마토(3키로상자)	14,592	17,475	16,904	20,445	19,648	-17% ▼	-14% ▼	-29% ▼	-26% ▼
대파(일반)(1키로단)	1,501	1,762	1,462	1,993	2,034	-15% ▼	3% ▲	-25% ▼	-26% ▼
돌미나리(4키로상자)	16,915	40,137	42,323	30,967	22,451	-58% ▼	-60% ▼	-45% ▼	-25% ▼
딸기 설향(2키로상자)	16,191	24,019	35,492	20,777	20,744	-33% ▼	-54% ▼	-22% ▼	-22% ▼
만감 천혜향(9키로상자)	43,243	46,291	41,983	53,438	53,618	-7% ▼	3% ▲	-19% ▼	-19% ▼
무(20키로상자)	15,130	14,816	13,291	27,134	15,655	2% ▲	14% ▲	-44% ▼	-3% ▼
물오징어(6키로상자)	131,682	134,745	105,121	120,378	90,109	-2% ▼	25% ▲	9% ▲	46% ▲
바나나 수입(13키로상자)	29,880	29,552	28,926	24,440	27,456	1% ▲	3% ▲	22% ▲	9% ▲
배 신고(15키로상자)	58,053	62,439	47,981	61,066	57,078	-7% ▼	21% ▲	-5% ▼	2% ▲
배추(10키로망대)	9,485	8,800	10,051	15,041	9,602	8% ▲	-6% ▼	-37% ▼	-1% ▼
백다다기오이(100개)	54,508	60,687	63,821	77,942	76,740	-10% ▼	-15% ▼	-30% ▼	-29% ▼
볼등배추(15키로상자)	42,966	28,846	28,356	31,968	37,605	49% ▲	52% ▲	34% ▲	14% ▲
부추(일반)(500그람단)	3,474	4,190	2,969	5,061	4,075	-17% ▼	17% ▲	-31% ▼	-15% ▼
브로콜리 극산(8키로상자)	24,805	25,322	29,408	31,701	26,805	-2% ▼	-16% ▼	-22% ▼	-7% ▼
빨강 파프리카(5키로상자)	35,422	56,596	32,571	38,273	37,257	-37% ▼	9% ▲	-7% ▼	-5% ▼
사과 부사(10키로상자)	62,705	50,950	88,670	66,185	48,881	23% ▲	-29% ▼	-5% ▼	28% ▲
상추 포기참(4키로상자)	9,633	11,958	23,137	13,489	12,988	-19% ▼	-58% ▼	-29% ▼	-26% ▼
새송이버섯(2키로상자)	7,610	9,298	7,354	7,950	7,191	-18% ▼	3% ▲	-4% ▼	6% ▲
시금치(4키로상자)	10,000	14,278	14,445	15,883	13,047	-29% ▼	-30% ▼	-37% ▼	-23% ▼
알배기배추(8키로상자)	16,658	17,770	16,629	23,488	19,979	-6% ▼	0% ▲	-29% ▼	-17% ▼
애호박(20개)	25,944	30,911	33,408	33,264	33,673	-16% ▼	-22% ▼	-22% ▼	-23% ▼
양배추(8키로망대)	8,310	8,310	6,525	15,746	8,328	0% ▲	27% ▲	-47% ▼	-0% ▼
양상추(일반)(12개)	14,918	15,447	12,200	17,874	17,933	-3% ▼	22% ▲	-17% ▼	-17% ▼
양파(1키로)	962	1,097	1,037	1,655	1,203	-12% ▼	-7% ▼	-42% ▼	-20% ▼
열무(4키로상자)	8,481	9,936	16,469	11,208	10,365	-15% ▼	-49% ▼	-24% ▼	-18% ▼
오이맛고추(10키로상자)	64,012	91,056	88,807	76,736	75,809	-30% ▼	-28% ▼	-17% ▼	-16% ▼
쪽파(10키로상자)	35,745	53,023	46,053	89,055	55,947	-33% ▼	-22% ▼	-60% ▼	-36% ▼
참외(일반)(10키로상자)	71,077	63,394	102,216	65,869	79,209	12% ▲	-30% ▼	8% ▲	-10% ▼
청경채(4키로상자)	7,477	10,269	13,914	10,040	10,991	-27% ▼	-46% ▼	-26% ▼	-32% ▼
청양고추(10키로상자)	79,268	117,372	103,658	63,095	108,333	-32% ▼	-24% ▼	26% ▲	-27% ▼
콜라비(일반)(15키로상자)	41,012	40,930	36,266	36,291	27,991	0% ▲	13% ▲	13% ▲	47% ▲
토마토(5키로상자)	11,295	12,109	14,840	17,155	19,233	-7% ▼	-24% ▼	-34% ▼	-41% ▼
팽이버섯(5키로상자)	12,687	18,577	9,780	13,677	12,225	-32% ▼	30% ▲	-7% ▼	4% ▲

□ 품종별 등락가격 비교(전주대비)

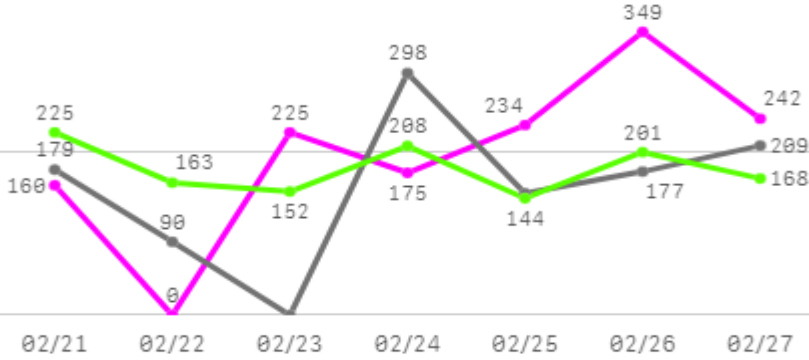
구분	품목(종)명
상승 품목(종)	(냉)고등어 수입(5%),감자 수미(햇)(11%),건세멸치(5%),당근(13%),배추(8%),봄동배추(49%),사과 부사(23%),참외(일반)(12%),호박밤 고구마(17%)
하락 품목(종)	(선)갈치(-27%),가지(-31%),감골 하우스(-11%),겉흙합(-8%),단감 부유(-18%),대추밤울트마트(-17%),대파(일반)(-15%),돌미나리(-58%),딸기 설향(-33%),만감 천혜향(-7%),배 신고(-7%),백다다기오이(-10%),부추(일반)(-17%),빨강 파프리카(-37%),상추 포기합(-19%),새송이버섯(-18%),시금치(-29%),알배기배추(-6%),애호박(-16%),양파(-12%),열무(-15%),오이맛고추(-30%),쪽파(-33%),청경채(-27%),청양고추(-32%),토마토(-7%),팽이버섯(-32%)
보합 품목(종)(+5%)	깐마늘 대서,무,물오징어,바나나 수입,브로콜리 국산,양배추,양상추(일반),콜라비(일반),포도 샤인머스켓

3. 2월 4주차 주요 품목(종)별 주간 거래동향

고구마

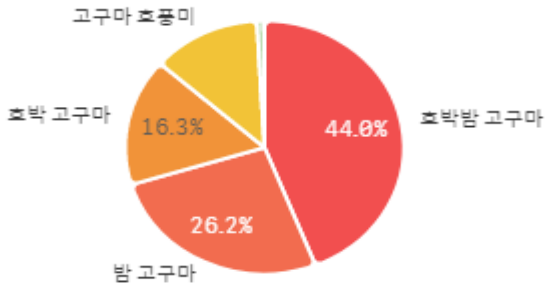
주간 반입량(톤)

2026 (파란색 선) 2025 (회색 선) 평년 (녹색 선)

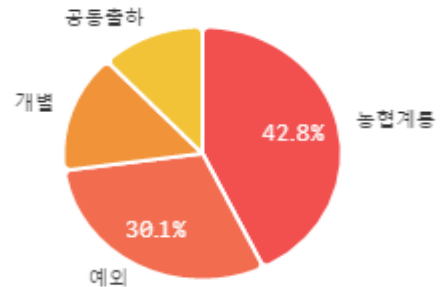


구분	금주(A)	전주(B)	전월(C)	전년(D)	평년(E)	A/B	A/C	A/D	A/E
물량(톤)	1,385	323	1,099	1,103	1,291	428.5%	126.0%	125.5%	107.2%

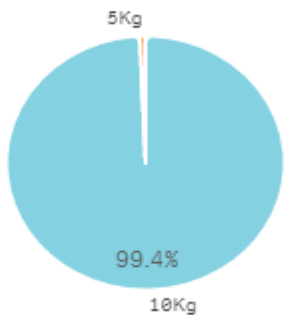
출하 품종별 거래물량 구성비



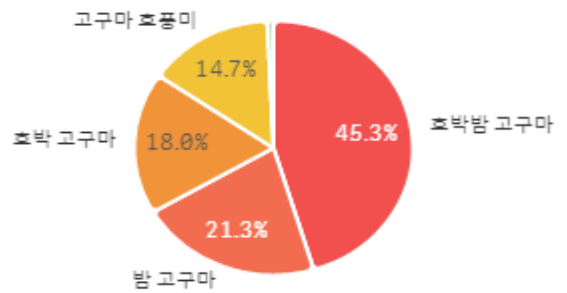
출하자별 거래물량 구성비



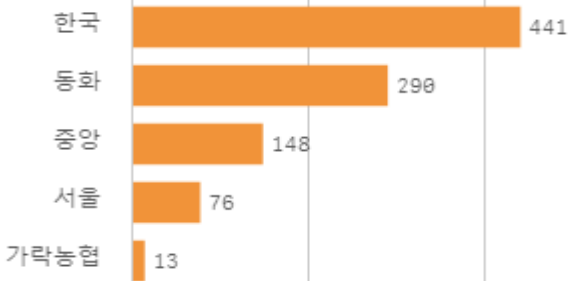
거래 단량별 물량 구성비



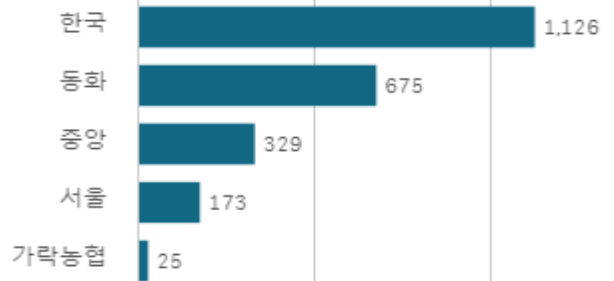
출하 품종별 거래금액 구성비



도매시장 법인별 거래물량(톤)

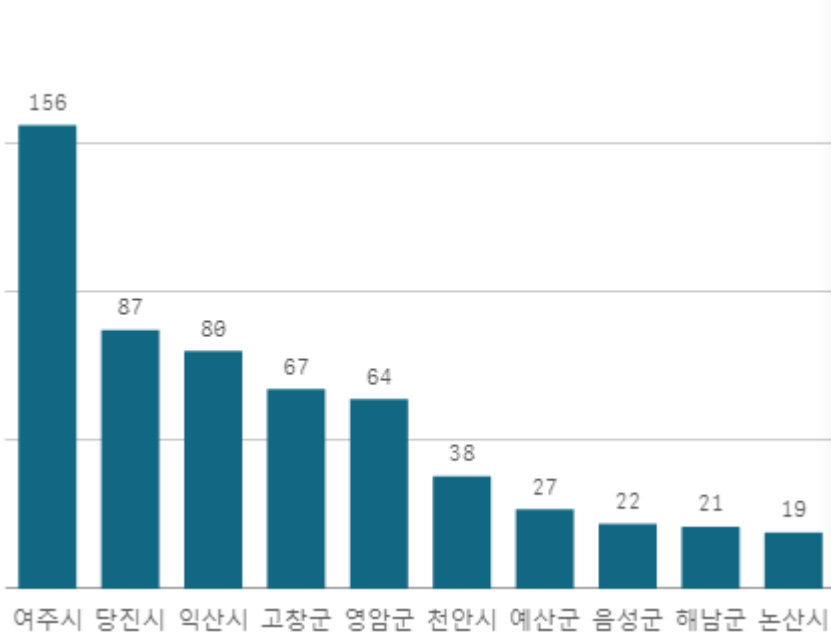


도매시장 법인별 거래금액(백만원)



호박밤 고구마(10Kg)

산지별 거래물량(톤)



출하산지(개소)

13

출하건수(천건)

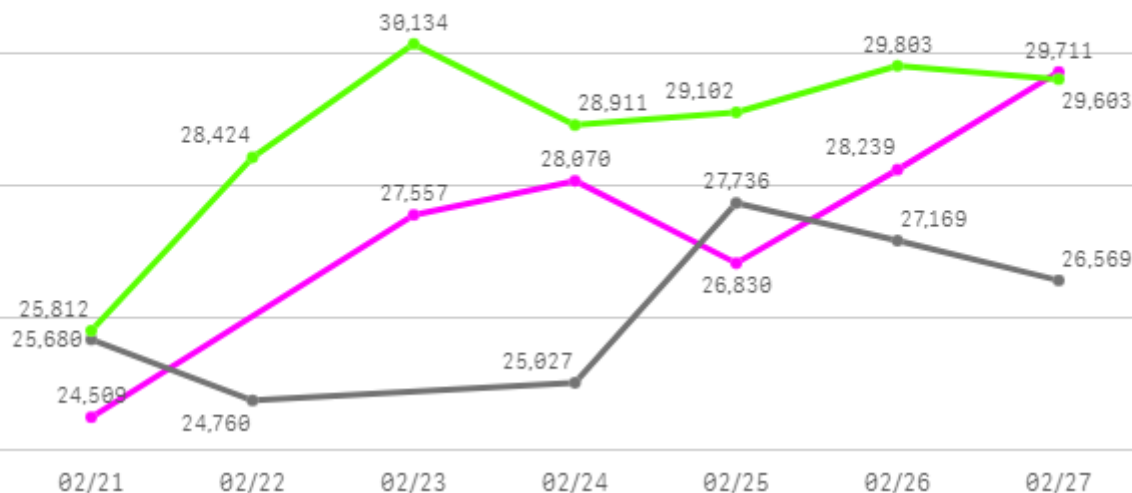
2

산지별 주출하 시군구



주간 도매가격(원)

● 2026 ● 2025 ● 평년



구분	금주(A)	전주(B)	전월(C)	전년(D)	평년(E)	A/B	A/C	A/D	A/E
가격(원)	27,486	23,465	25,368	26,157	26,359	117.1%	108.3%	105.1%	104.3%

※ 상품 가격 기준

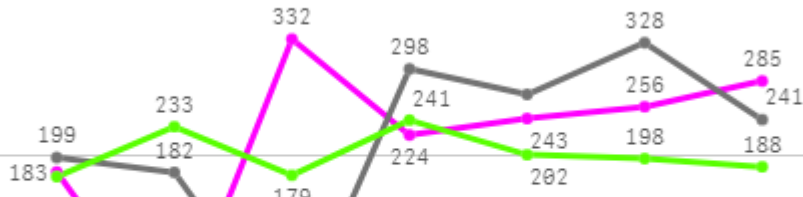
□ 호박밤 고구마(10Kg) 주간 가격

구분	Q	품종	Q	단량	Q	특	상	보통	하
2026-02-21		호박밤 고구마		10Kg		27,727	24,509	18,433	10,874
2026-02-23		호박밤 고구마		10Kg		31,316	27,557	22,722	14,886
2026-02-24		호박밤 고구마		10Kg		32,328	28,070	22,950	15,150
2026-02-25		호박밤 고구마		10Kg		31,898	26,830	21,717	14,553
2026-02-26		호박밤 고구마		10Kg		41,069	28,239	22,461	14,857
2026-02-27		호박밤 고구마		10Kg		42,970	29,711	22,814	14,298
평균						34,551	27,486	21,849	14,103

감자

주간 반입량(톤)

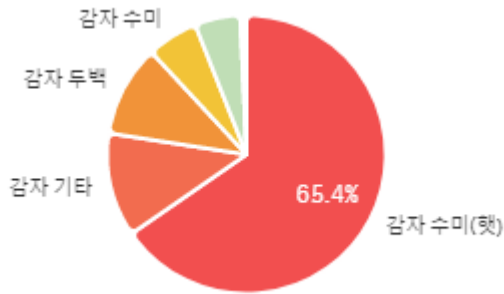
◆ 2026 ● 2025 ▲ 평년



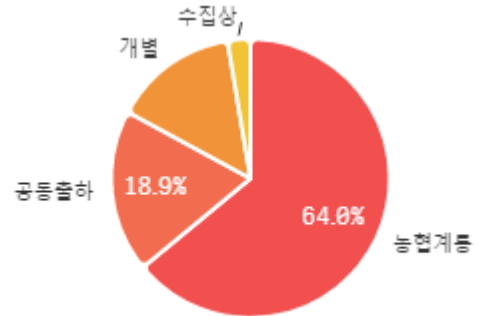
02/21 02/22 02/23 02/24 02/25 02/26 02/27

구분	금주(A)	전주(B)	전월(C)	전년(D)	평년(E)	A/B	A/C	A/D	A/E
물량(톤)	1,521	466	1,239	1,518	1,455	326.7%	122.8%	100.2%	104.6%

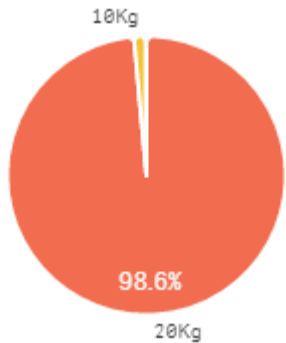
출하 품종별 거래물량 구성비



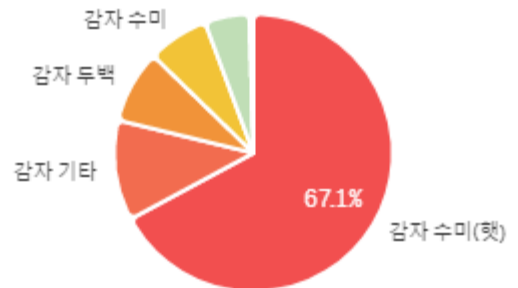
출하자별 거래물량 구성비



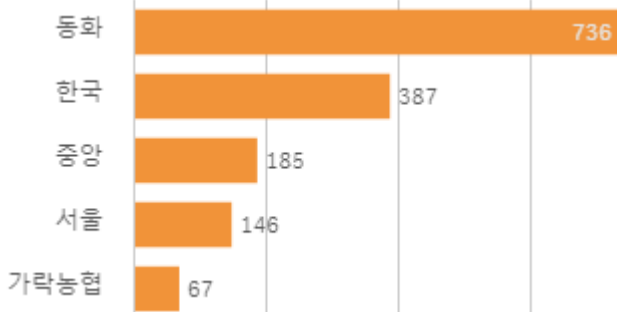
거래 단량별 물량 구성비



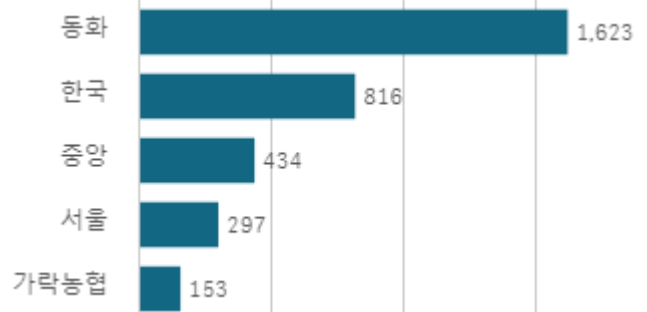
출하 품종별 거래금액 구성비



도매시장 법인별 거래물량(톤)

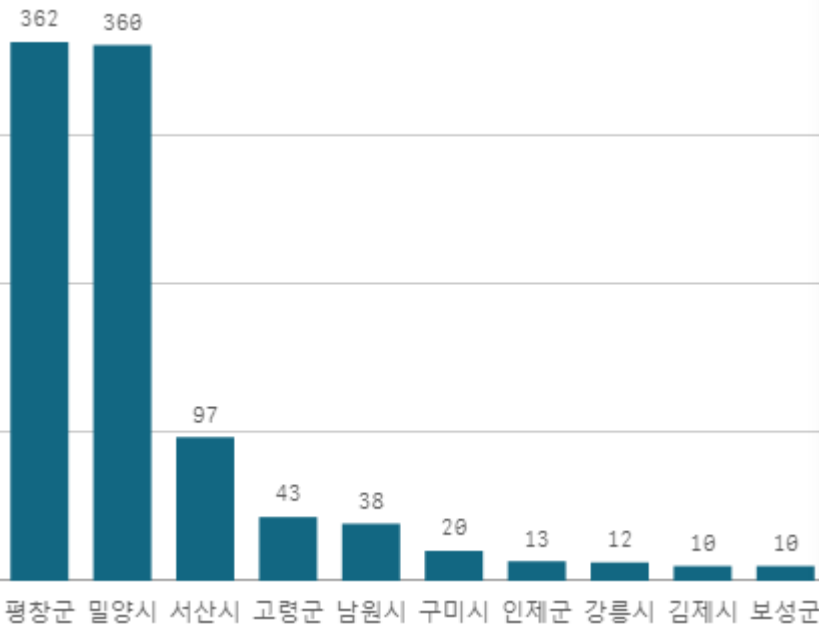


도매시장 법인별 거래금액(백만원)



감자 수미(햇) (20Kg)

산지별 거래물량(톤)



출하산지(개소)

16

출하건수(천건)

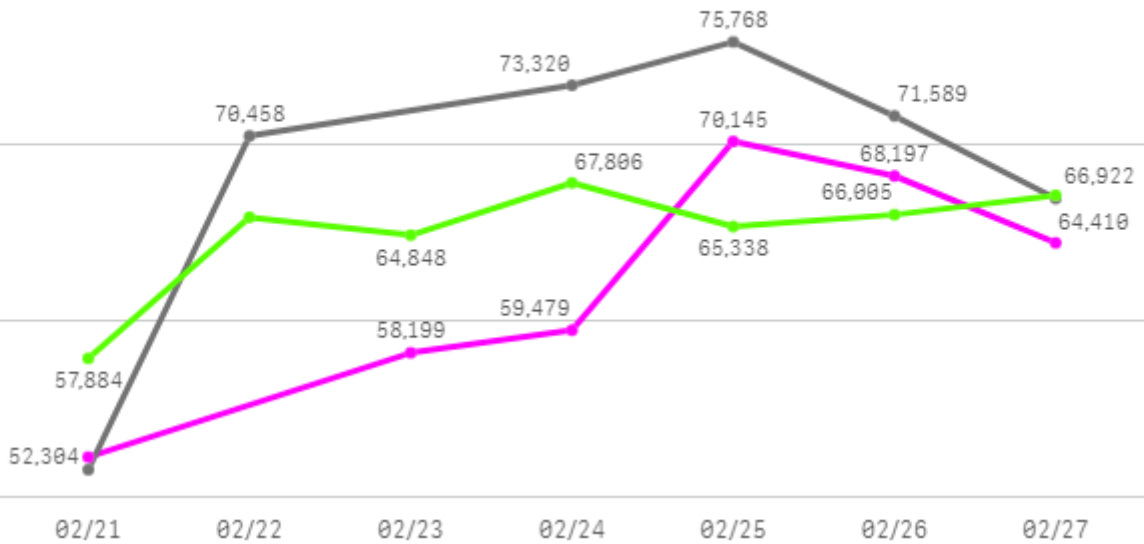
1

산지별 주출하 시군구



주간 도매가격(원)

◆ 2026 ● 2025 ◆ 평년



구분	금주(A)	전주(B)	전월(C)	전년(D)	평년(E)	A/B	A/C	A/D	A/E
가격(원)	62,122	56,049	52,737	68,275	63,899	110.8%	117.8%	91.0%	97.2%

※ 상품 가격 기준

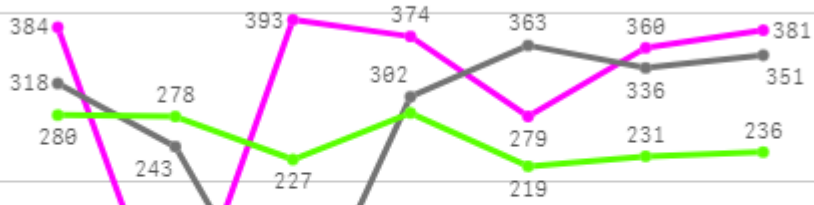
□ 감자 수미(햇)(20Kg) 주간 가격

구분	Q	품종	Q	단량	Q	특	상	보통	하
2026-02-21		감자 수미(햇)		20Kg		65,626	52,304	38,802	26,243
2026-02-23		감자 수미(햇)		20Kg		68,047	58,199	41,569	28,471
2026-02-24		감자 수미(햇)		20Kg		77,164	59,479	40,171	25,469
2026-02-25		감자 수미(햇)		20Kg		86,235	70,145	41,861	26,086
2026-02-26		감자 수미(햇)		20Kg		79,166	68,197	44,135	24,660
2026-02-27		감자 수미(햇)		20Kg		71,310	64,410	45,321	25,912
평균						74,591	62,122	41,977	26,140

배추

주간 반입량(톤)

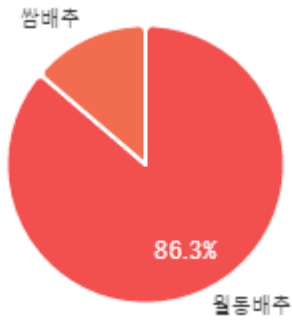
◆ 2026 ● 2025 ▲ 평년



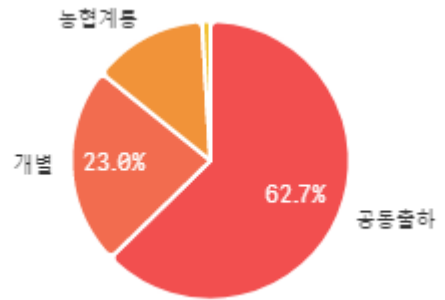
02/21 02/22 02/23 02/24 02/25 02/26 02/27

구분	금주(A)	전주(B)	전월(C)	전년(D)	평년(E)	A/B	A/C	A/D	A/E
물량(톤)	2,171	804	1,671	1,912	1,807	269.8%	129.9%	113.5%	120.1%

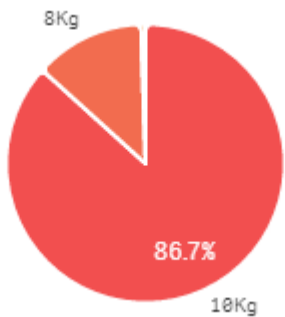
출하 품종별 거래물량 구성비



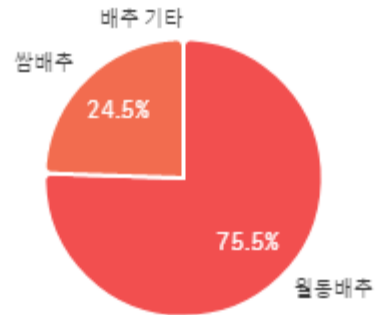
출하자별 거래물량 구성비



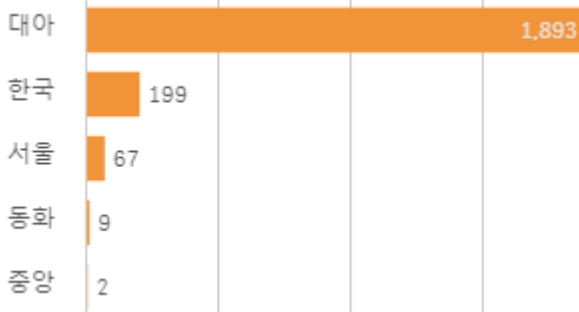
거래 단량별 물량 구성비



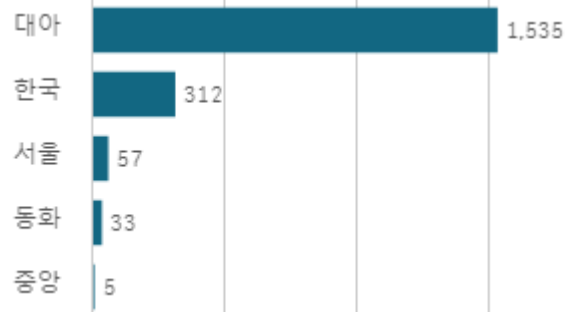
출하 품종별 거래금액 구성비



도매시장 법인별 거래물량(톤)

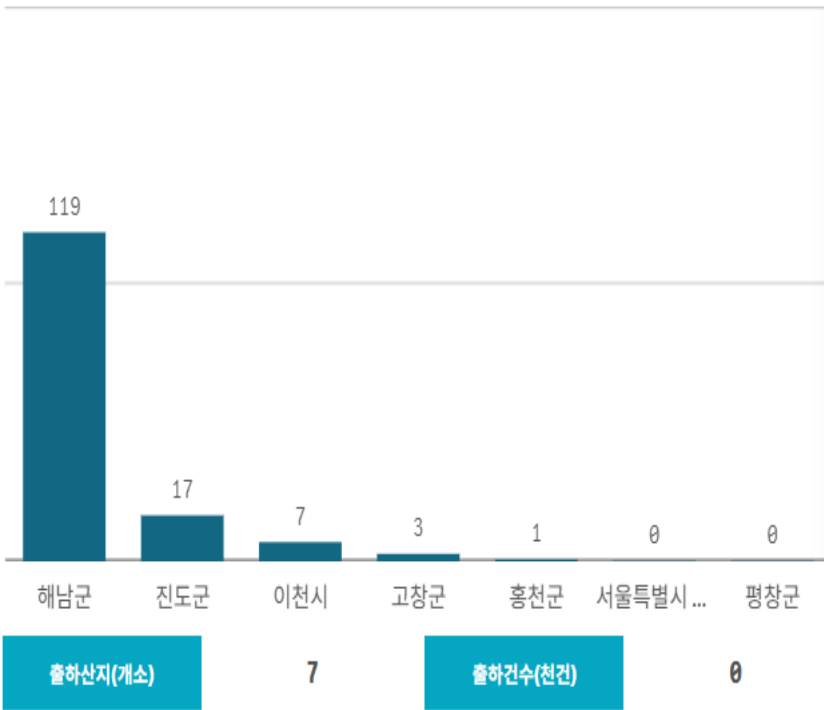


도매시장 법인별 거래금액(백만원)



배추(10Kg)

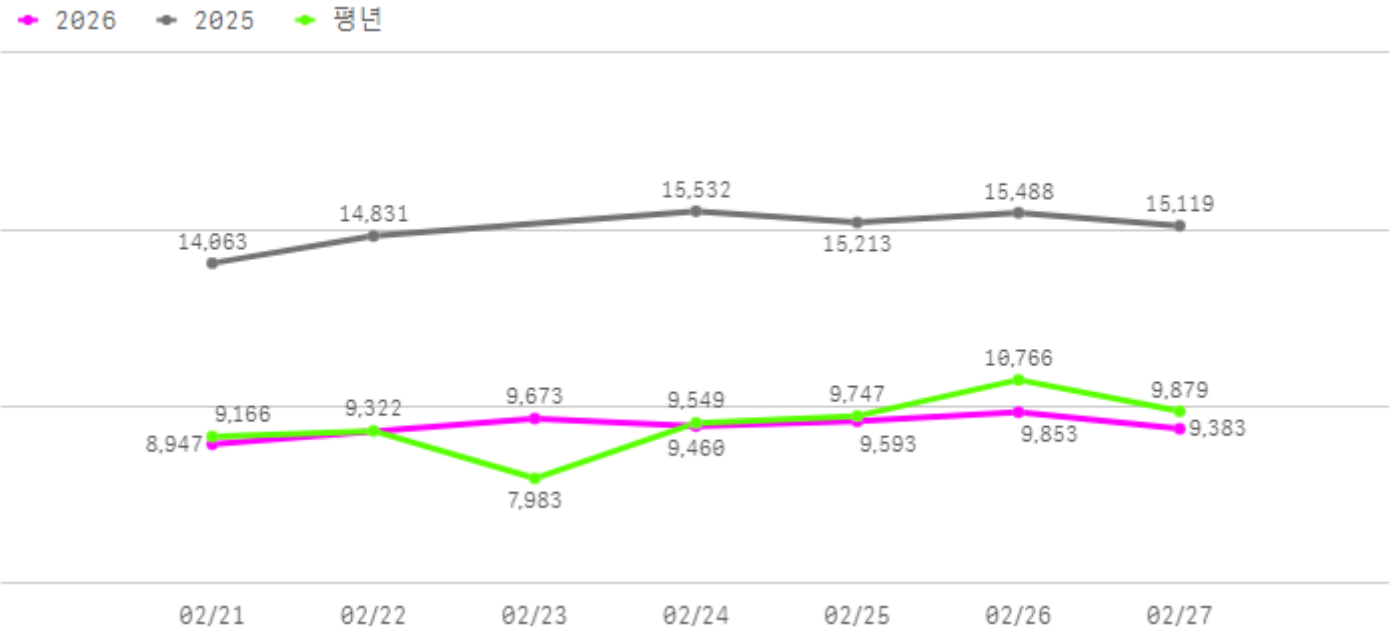
산지별 거래물량(톤)



산지별 주출하 시군구



주간 도매가격(원)



구분	금주(A)	전주(B)	전월(C)	전년(D)	평년(E)	A/B	A/C	A/D	A/E
가격(원)	9,485	8,800	10,051	15,041	9,602	107.8%	94.4%	63.1%	98.8%

※ 상품 가격 기준

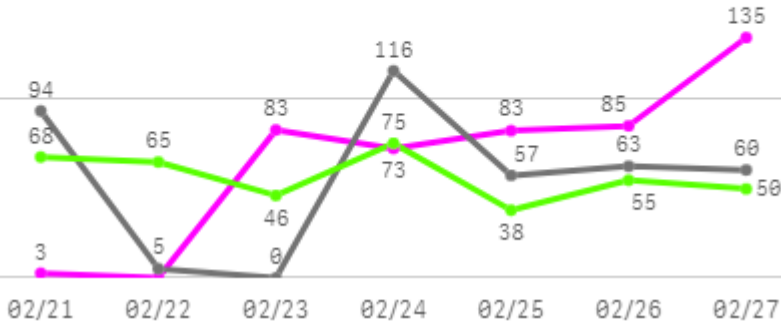
□ 배추(10Kg) 주간 가격

구분	Q	품종	Q	단량	Q	특	상	보통	하
2026-02-21		배추		10Kg		10,885	8,947	6,501	4,315
2026-02-23		배추		10Kg		11,716	9,673	7,299	4,637
2026-02-24		배추		10Kg		11,671	9,460	7,469	4,639
2026-02-25		배추		10Kg		12,028	9,593	7,890	4,851
2026-02-26		배추		10Kg		11,814	9,853	7,967	5,074
2026-02-27		배추		10Kg		11,845	9,383	7,767	5,334
평균						11,660	9,485	7,482	4,808

봄동배추

주간 반입량(톤)

◆ 2026 ● 2025 ◆ 평년

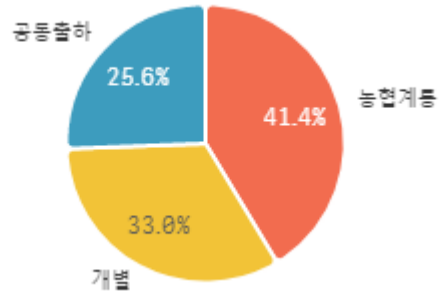


구분	금주(A)	전주(B)	전월(C)	전년(D)	평년(E)	A/B	A/C	A/D	A/E
물량(톤)	460	118	280	395	394	389.9%	164.7%	116.5%	116.9%

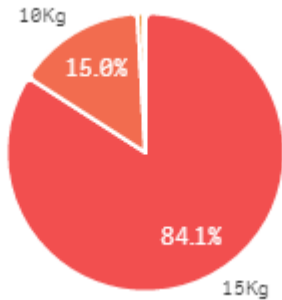
출하 품종별 거래물량 구성비



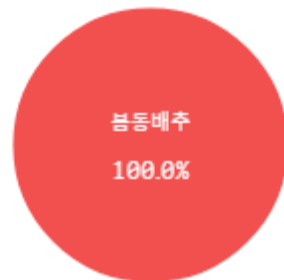
출하자별 거래물량 구성비



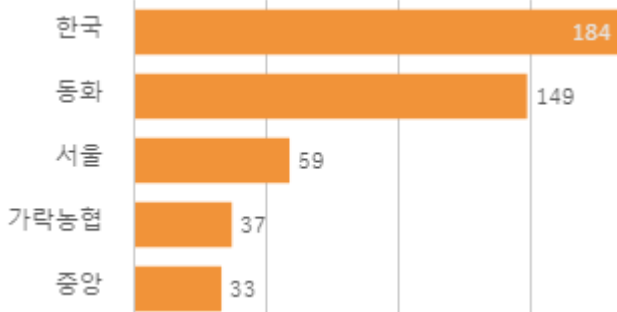
거래 단량별 물량 구성비



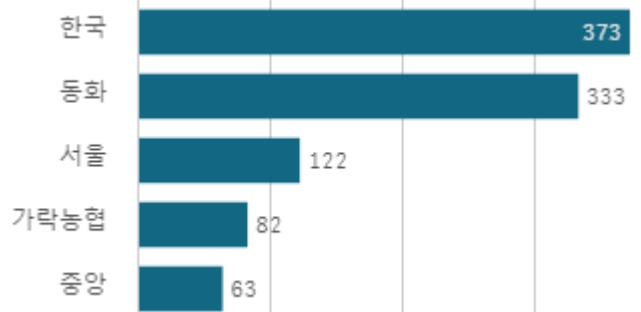
출하 품종별 거래금액 구성비



도매시장 법인별 거래물량(톤)

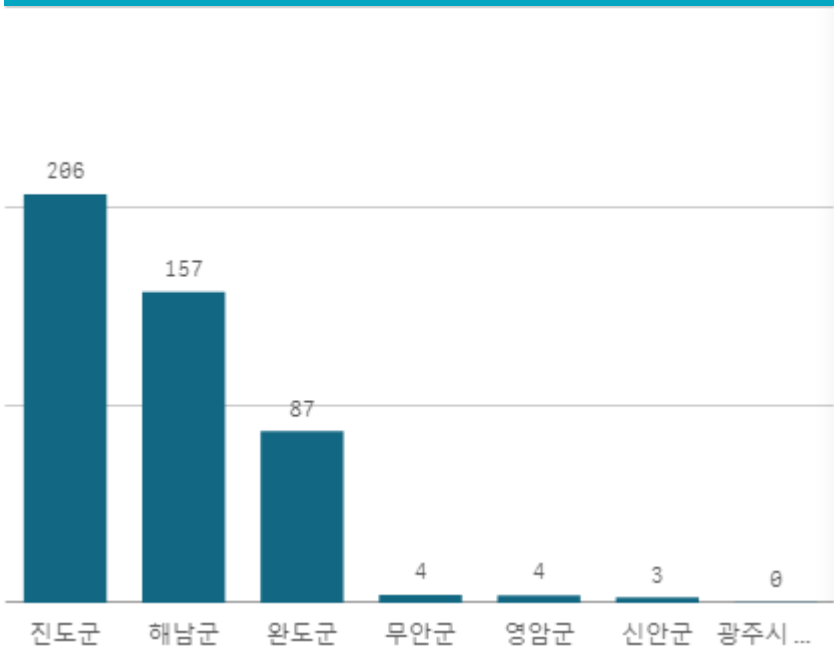


도매시장 법인별 거래금액(백만원)



봄동배추(15Kg)

산지별 거래물량(톤)



산지별 주출하 시군구



출하산지(개소)

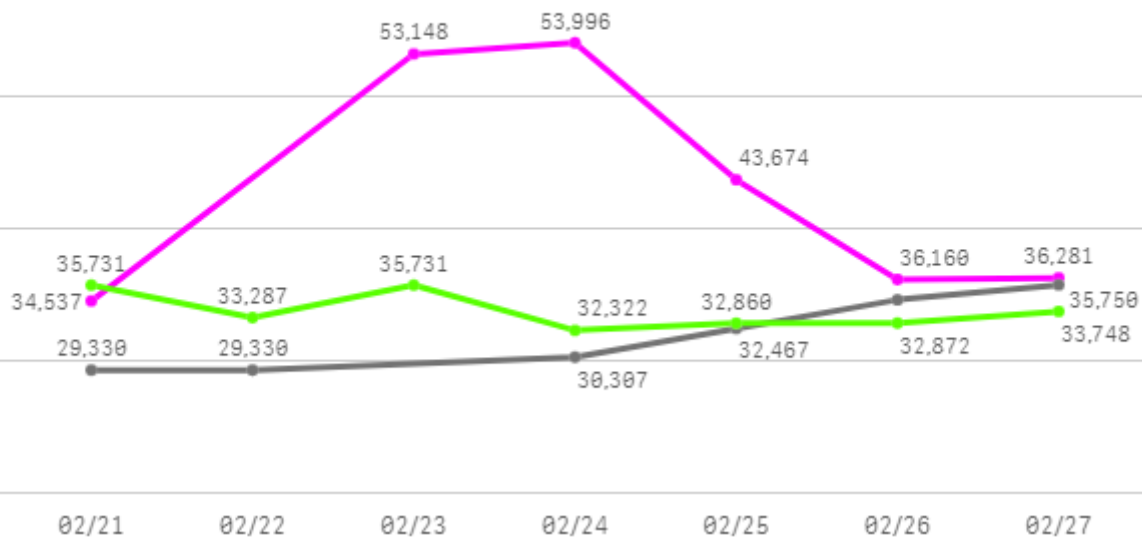
7

출하건수(천건)

1

주간 도매가격(원)

◆ 2026 ● 2025 ◆ 평년



구분	금주(A)	전주(B)	전월(C)	전년(D)	평년(E)	A/B	A/C	A/D	A/E
가격(원)	42,966	28,846	28,356	31,968	37,605	149.0%	151.5%	134.4%	114.3%

※ 상품 가격 기준

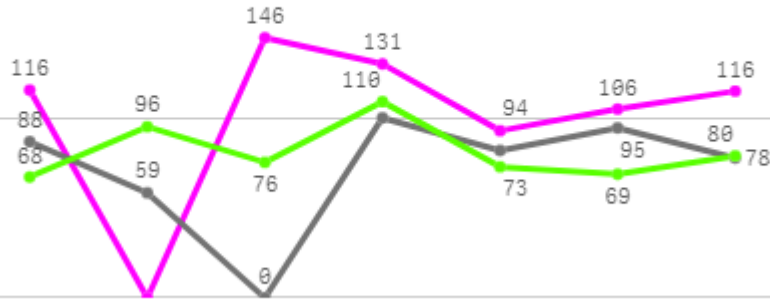
☐ 봄동배추(15Kg) 주간 가격

구분	Q	품종	Q	단량	Q	특	상	보통	하
2026-02-21		봄동배추		15Kg		-	34,537	25,700	17,245
2026-02-23		봄동배추		15Kg		-	53,148	41,611	28,549
2026-02-24		봄동배추		15Kg		-	53,996	42,422	32,561
2026-02-25		봄동배추		15Kg		-	43,674	37,654	28,327
2026-02-26		봄동배추		15Kg		-	36,160	30,815	23,059
2026-02-27		봄동배추		15Kg		-	36,281	29,831	21,002
평균						-	42,966	34,672	25,124

알배기배추

주간 반입량(톤)

2026 (파란색 선) 2025 (회색 선) 평년 (녹색 선)

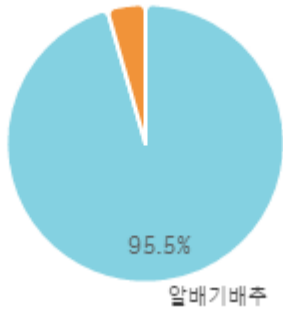


02/21 02/22 02/23 02/24 02/25 02/26 02/27

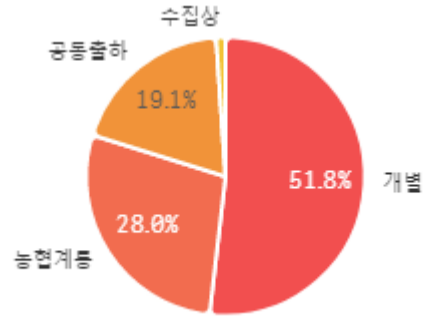
구분	금주(A)	전주(B)	전월(C)	전년(D)	평년(E)	A/B	A/C	A/D	A/E
물량(톤)	709	473	582	504	578	150.0%	121.8%	140.7%	122.6%

출하 품종별 거래물량 구성비

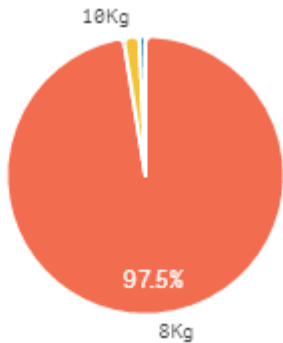
알배기배추(수입)



출하자별 거래물량 구성비

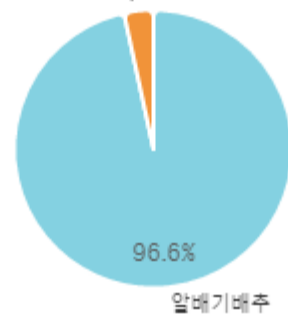


거래 단량별 물량 구성비

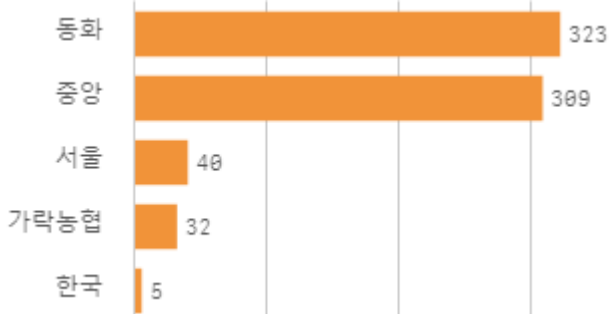


출하 품종별 거래금액 구성비

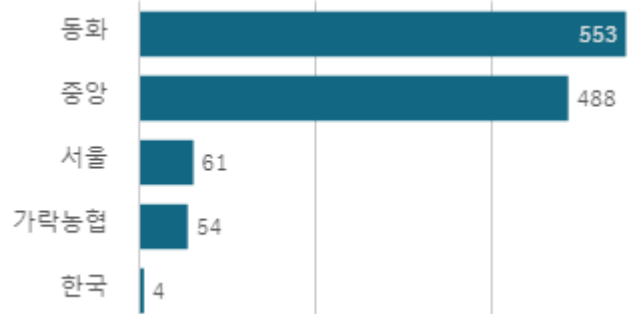
알배기배추(수입)



도매시장 법인별 거래물량(톤)

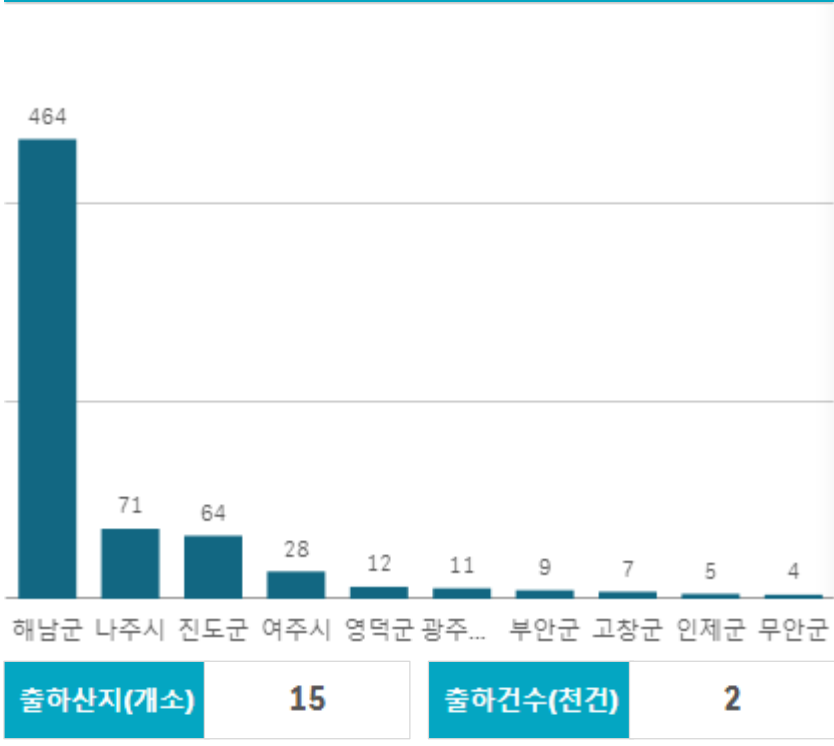


도매시장 법인별 거래금액(백만원)



알배기배추(8Kg)

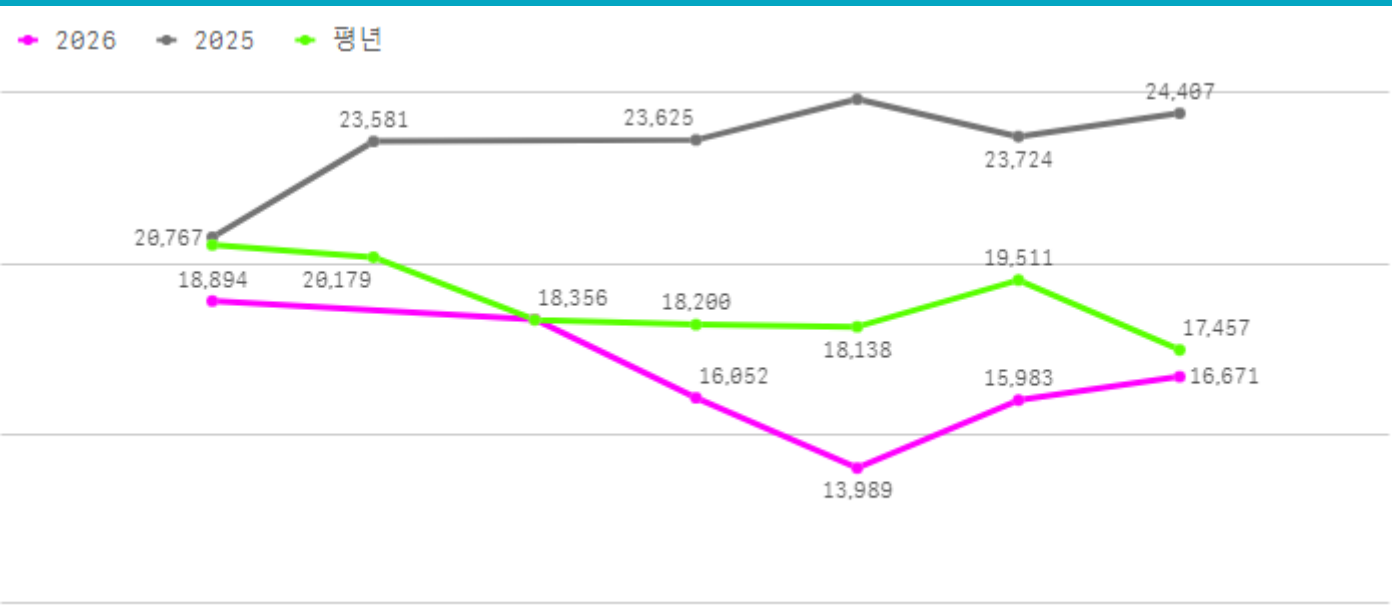
산지별 거래물량(톤)



산지별 주출하 시군구



주간 도매가격(원)



구분	금주(A)	전주(B)	전월(C)	전년(D)	평년(E)	A/B	A/C	A/D	A/E
가격(원)	16,658	17,770	16,629	23,488	19,979	93.7%	100.2%	70.9%	83.4%

※ 상품 가격 기준

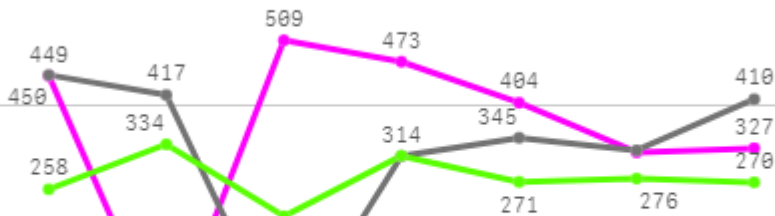
□ 알배기배추(8Kg) 주간 가격

구분	Q	품종	Q	단량	Q	특	상	보통	하
2026-02-21		알배기배추		8Kg		23,762	18,894	14,728	10,156
2026-02-23		알배기배추		8Kg		23,617	18,356	13,952	7,269
2026-02-24		알배기배추		8Kg		20,637	16,052	11,433	6,073
2026-02-25		알배기배추		8Kg		19,763	13,989	8,633	3,651
2026-02-26		알배기배추		8Kg		21,648	15,983	10,387	5,256
2026-02-27		알배기배추		8Kg		23,341	16,671	11,713	6,470
평균						22,128	16,658	11,808	6,479

양배추

주간 반입량(톤)

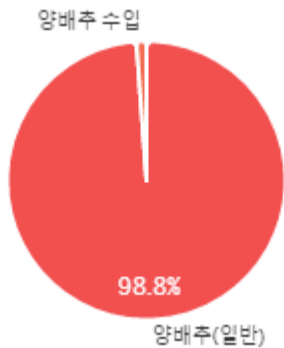
◆ 2026 ● 2025 ▲ 평년



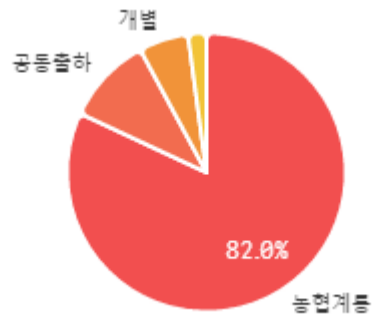
02/21 02/22 02/23 02/24 02/25 02/26 02/27

구분	금주(A)	전주(B)	전월(C)	전년(D)	평년(E)	A/B	A/C	A/D	A/E
물량(톤)	2,482	863	2,055	2,260	1,979	287.7%	120.8%	109.8%	125.4%

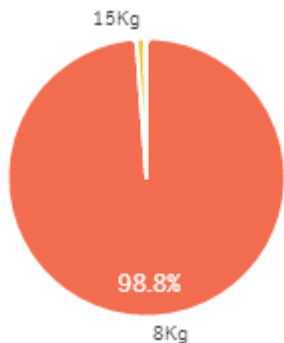
출하 품종별 거래물량 구성비



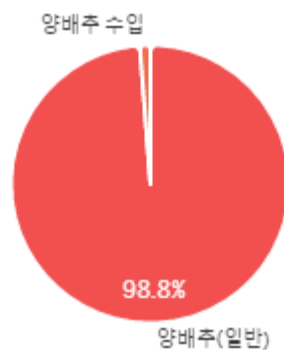
출하자별 거래물량 구성비



거래 단량별 물량 구성비



출하 품종별 거래금액 구성비



도매시장 법인별 거래물량(톤)

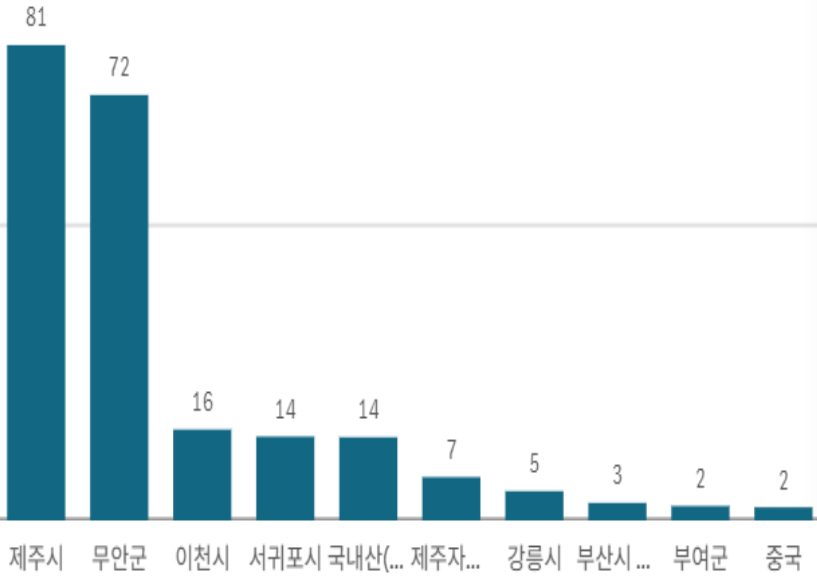


도매시장 법인별 거래금액(백만원)



양배추(8Kg)

산지별 거래물량(톤)



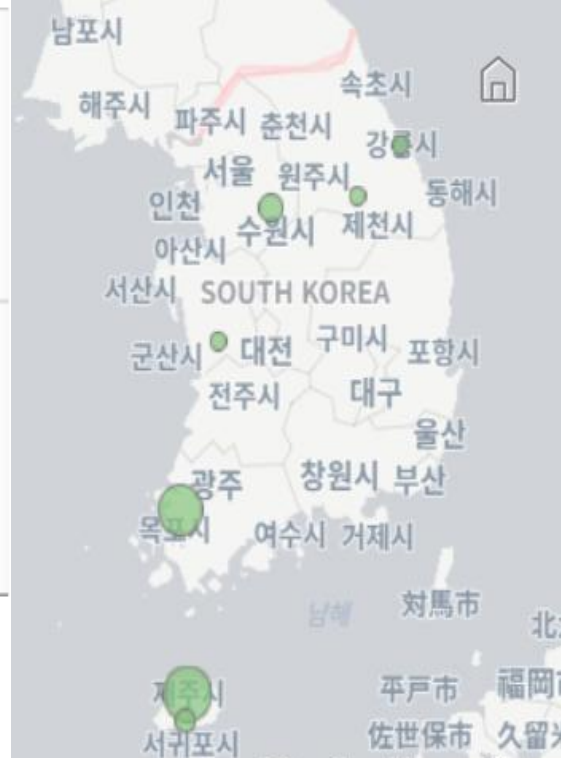
출하산지(개소)

13

출하건수(천건)

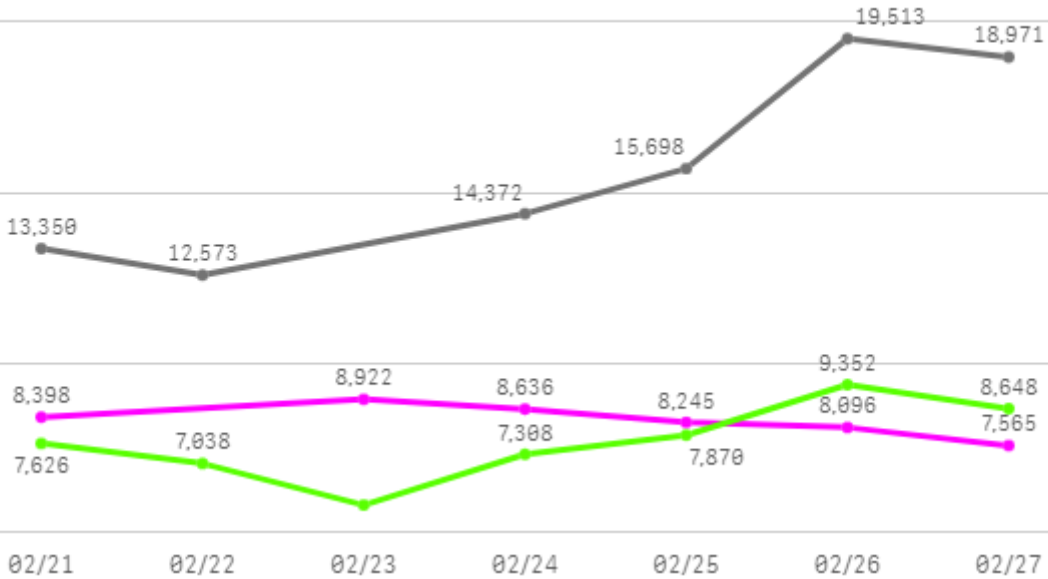
0

산지별 주출하 시군구



주간 도매가격(원)

2026 (pink line) 2025 (grey line) 평년 (green line)



구분	금주(A)	전주(B)	전월(C)	전년(D)	평년(E)	A/B	A/C	A/D	A/E
가격(원)	8,310	8,310	6,525	15,746	8,328	100.0%	127.4%	52.8%	99.8%

※ 상품 가격 기준

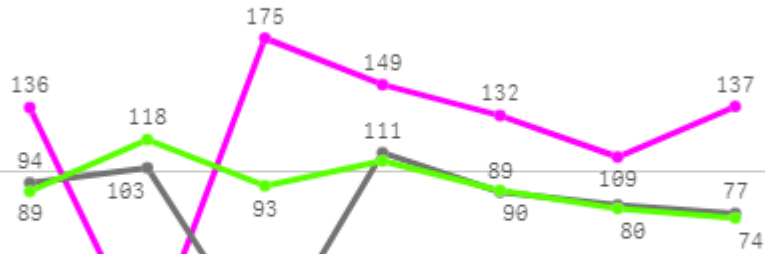
□ 양배추(8Kg) 주간 가격

구분	Q	품종	Q	단량	Q	특	상	보통	하
2026-02-21		양배추		8Kg		15,184	8,398	3,985	2,341
2026-02-23		양배추		8Kg		15,294	8,922	3,864	2,579
2026-02-24		양배추		8Kg		13,582	8,636	3,906	2,398
2026-02-25		양배추		8Kg		13,052	8,245	4,265	2,955
2026-02-26		양배추		8Kg		11,067	8,096	4,755	3,040
2026-02-27		양배추		8Kg		10,710	7,565	4,396	3,446
평균						13,148	8,310	4,195	2,793

시금치

주간 반입량(톤)

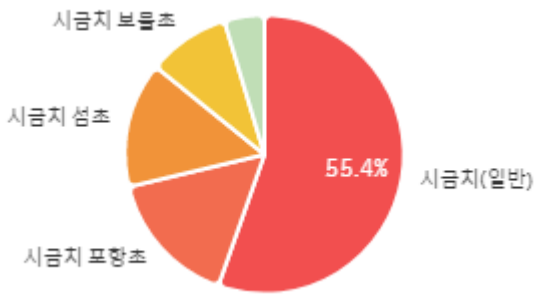
◆ 2026 ● 2025 ▲ 평년



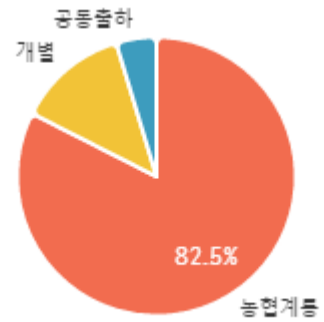
02/21 02/22 02/23 02/24 02/25 02/26 02/27

구분	금주(A)	전주(B)	전월(C)	전년(D)	평년(E)	A/B	A/C	A/D	A/E
물량(톤)	839	519	585	556	660	161.4%	143.4%	150.9%	127.0%

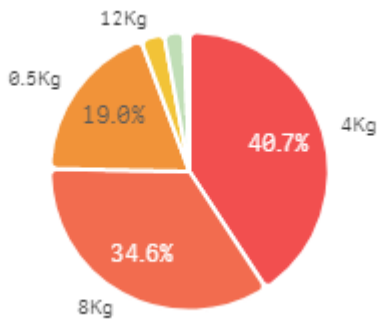
출하 품종별 거래물량 구성비



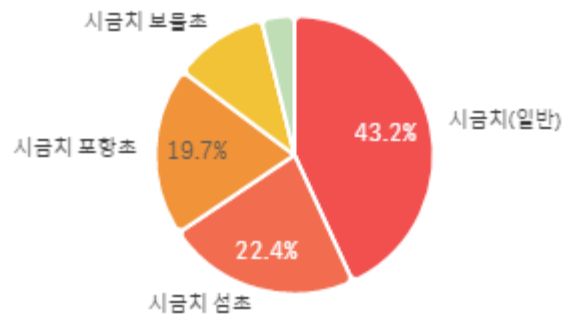
출하자별 거래물량 구성비



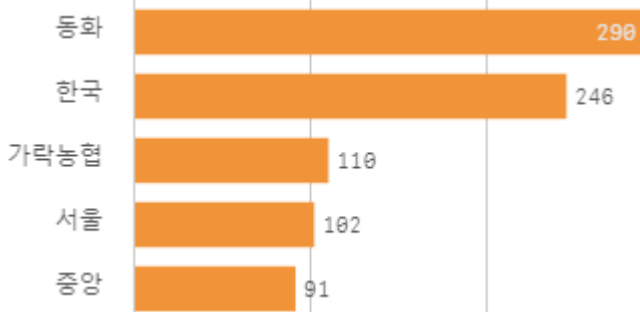
거래 단량별 물량 구성비



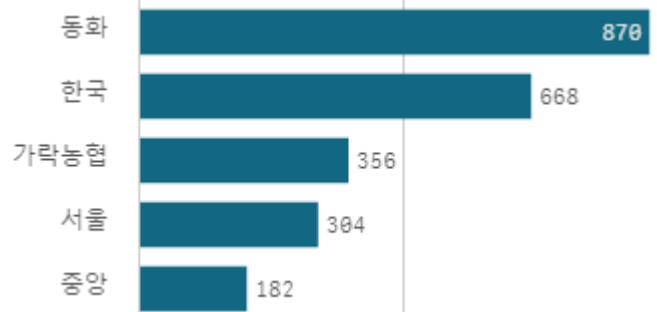
출하 품종별 거래금액 구성비



도매시장 법인별 거래물량(톤)

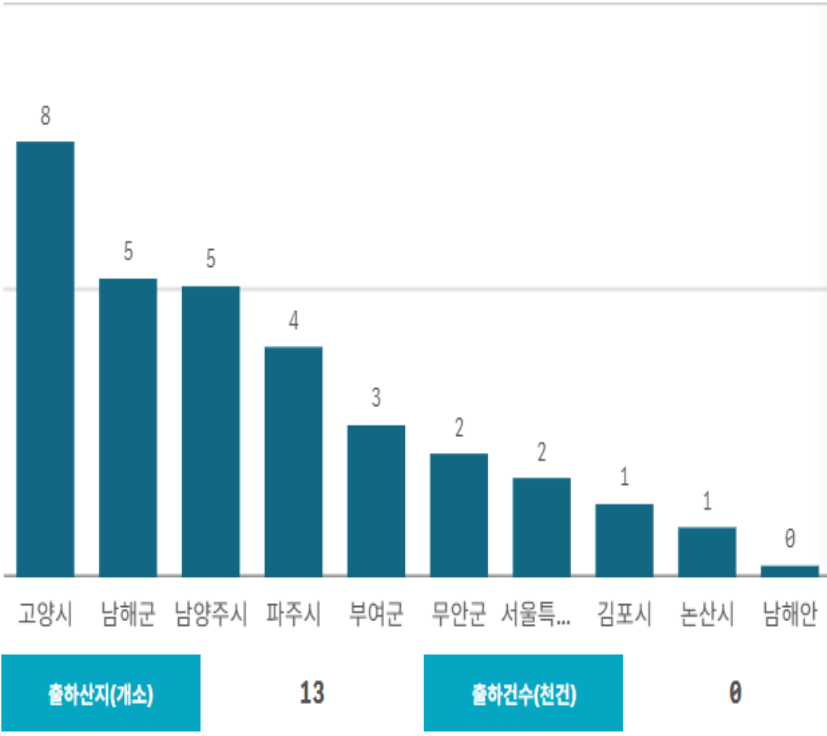


도매시장 법인별 거래금액(백만원)



시금치(4Kg)

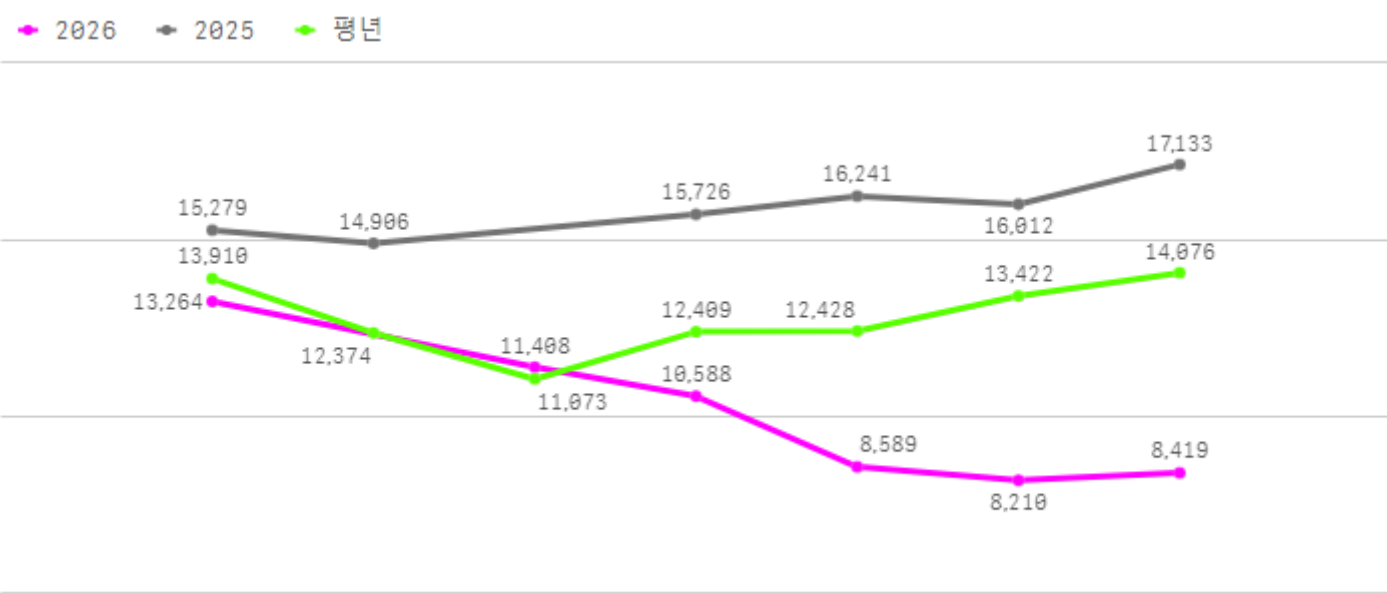
산지별 거래물량(톤)



산지별 주출하 시군구



주간 도매가격(원)



구분	금주(A)	전주(B)	전월(C)	전년(D)	평년(E)	A/B	A/C	A/D	A/E
가격(원)	10,080	14,278	14,445	15,883	13,047	70.6%	69.8%	63.5%	77.3%

※ 상품 가격 기준

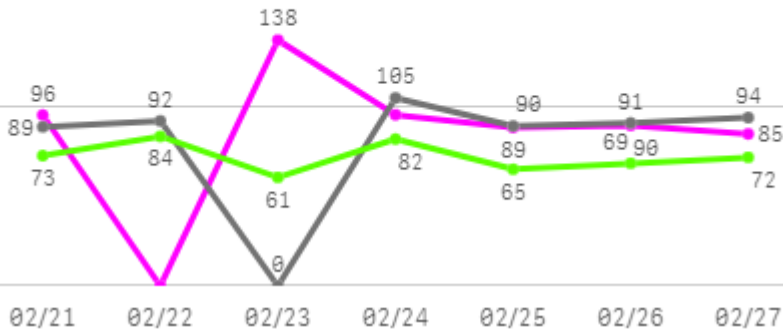
□ 시금치(4Kg) 주간 가격

구분	Q	품종	Q	단량	Q	특	상	보통	하
2026-02-21		시금치		4Kg		16,609	13,264	9,394	6,238
2026-02-23		시금치		4Kg		14,664	11,408	9,225	5,978
2026-02-24		시금치		4Kg		13,564	10,588	8,411	5,815
2026-02-25		시금치		4Kg		11,555	8,589	7,170	5,599
2026-02-26		시금치		4Kg		9,796	8,210	6,693	4,936
2026-02-27		시금치		4Kg		10,425	8,419	6,658	4,539
평균						12,769	10,080	7,925	5,518

상추

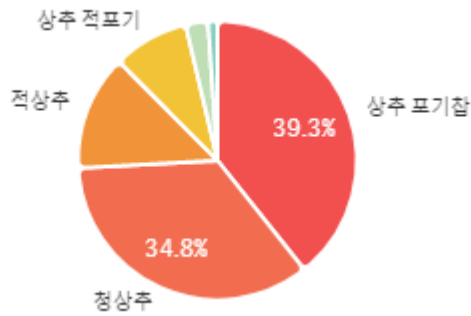
주간 반입량(톤)

◆ 2026 ● 2025 ▲ 평년

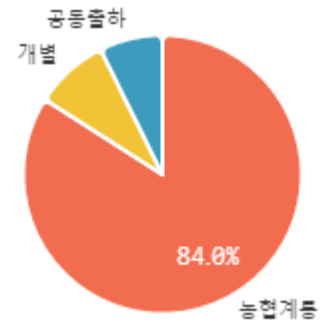


구분	금주(A)	전주(B)	전월(C)	전년(D)	평년(E)	A/B	A/C	A/D	A/E
물량(톤)	593	318	397	562	527	186.3%	149.4%	105.5%	112.6%

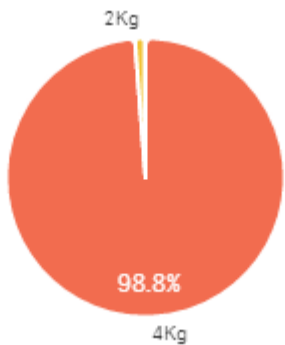
출하 품종별 거래물량 구성비



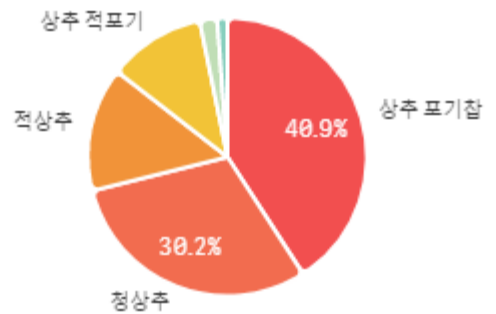
출하자별 거래물량 구성비



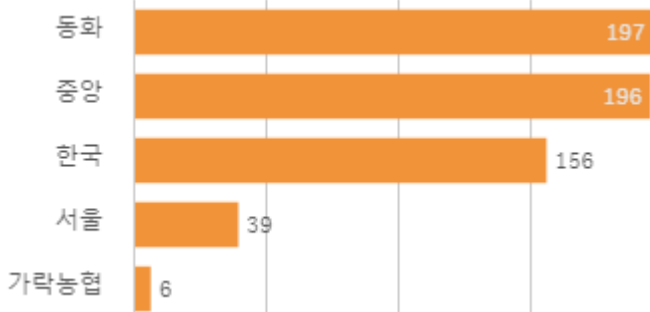
거래 단량별 물량 구성비



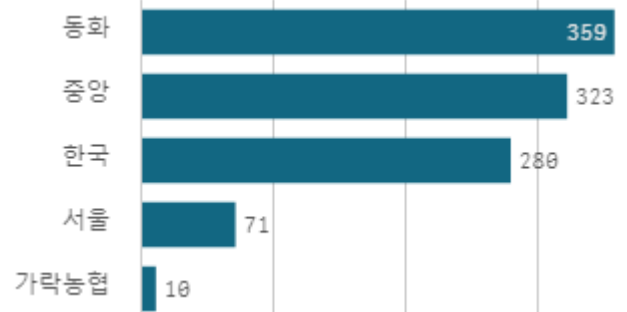
출하 품종별 거래금액 구성비



도매시장 법인별 거래물량(톤)

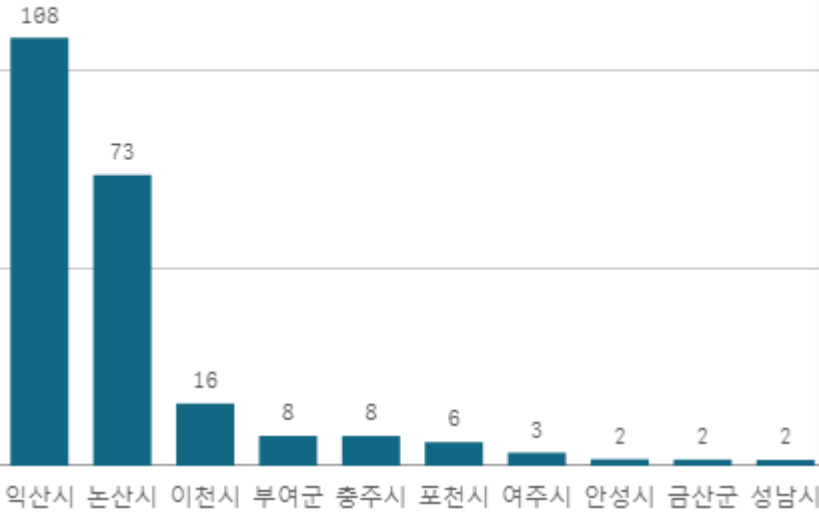


도매시장 법인별 거래금액(백만원)



상추 포기잡(4Kg)

산지별 거래물량(톤)



출하산지(개소)

23

출하건수(천건)

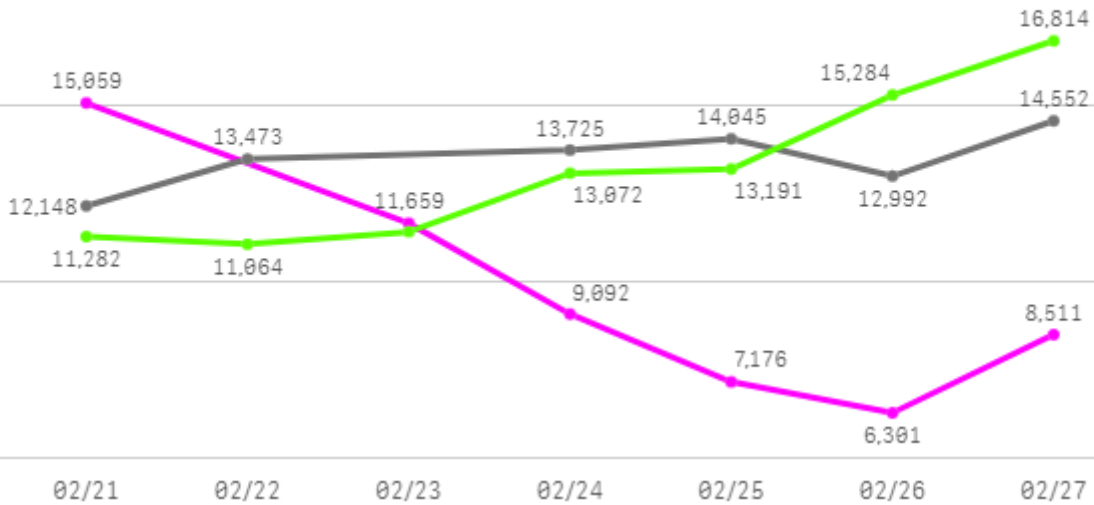
2

산지별 주출하 시군구



주간 도매가격(원)

◆ 2026 ● 2025 ◆ 평년



구분	금주(A)	전주(B)	전월(C)	전년(D)	평년(E)	A/B	A/C	A/D	A/E
가격(원)	9,633	11,958	23,137	13,489	12,988	80.6%	41.6%	71.4%	74.2%

※ 상품 가격 기준

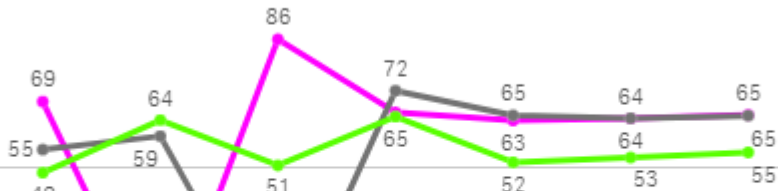
□ 상추 포기잡(4Kg) 주간 가격

구분	Q	품종	Q	단량	Q	특	상	보통	하
2026-02-21		상추 포기잡		4Kg		-	15,059	12,317	9,773
2026-02-23		상추 포기잡		4Kg		-	11,659	8,999	6,878
2026-02-24		상추 포기잡		4Kg		-	9,092	6,687	5,101
2026-02-25		상추 포기잡		4Kg		-	7,176	4,982	3,815
2026-02-26		상추 포기잡		4Kg		-	6,301	4,524	3,430
2026-02-27		상추 포기잡		4Kg		-	8,511	5,996	4,467
평균						-	9,633	7,251	5,577

부추

주간 반입량(톤)

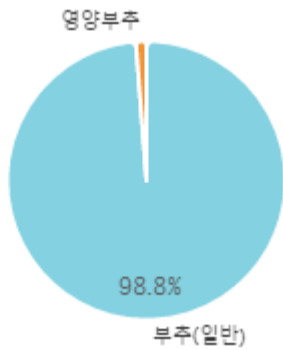
◆ 2026 ● 2025 ▲ 평년



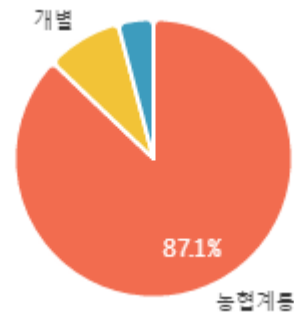
02/21 02/22 02/23 02/24 02/25 02/26 02/27

구분	금주(A)	전주(B)	전월(C)	전년(D)	평년(E)	A/B	A/C	A/D	A/E
물량(톤)	413	253	357	380	377	163.5%	115.7%	108.7%	109.6%

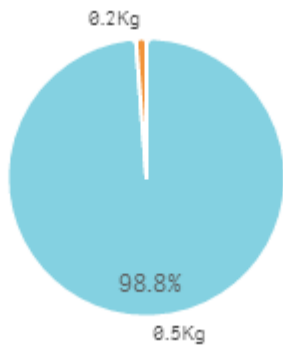
출하 품종별 거래물량 구성비



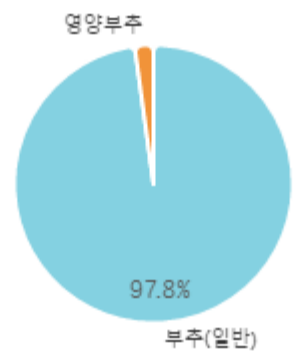
출하자별 거래물량 구성비



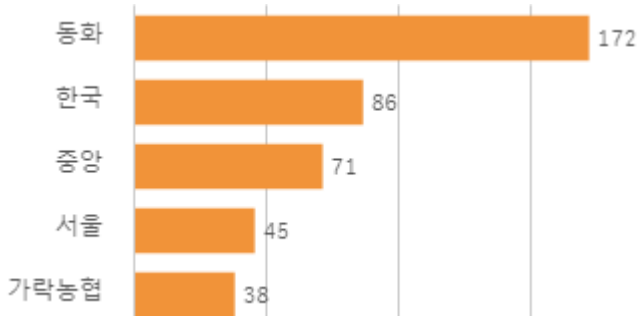
거래 단량별 물량 구성비



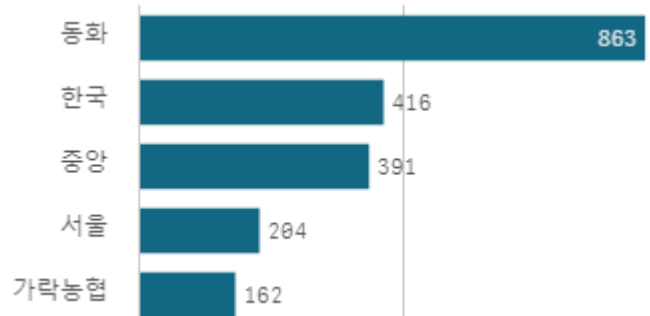
출하 품종별 거래금액 구성비



도매시장 법인별 거래물량(톤)

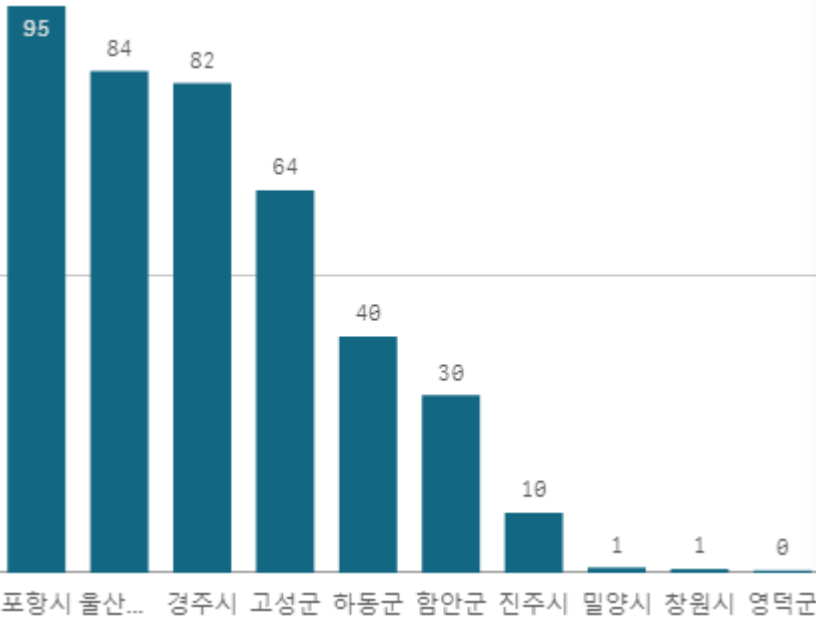


도매시장 법인별 거래금액(백만원)



부추(일반) (0.5Kg)

산지별 거래물량(톤)



출하산지(개소)

12

출하건수(천건)

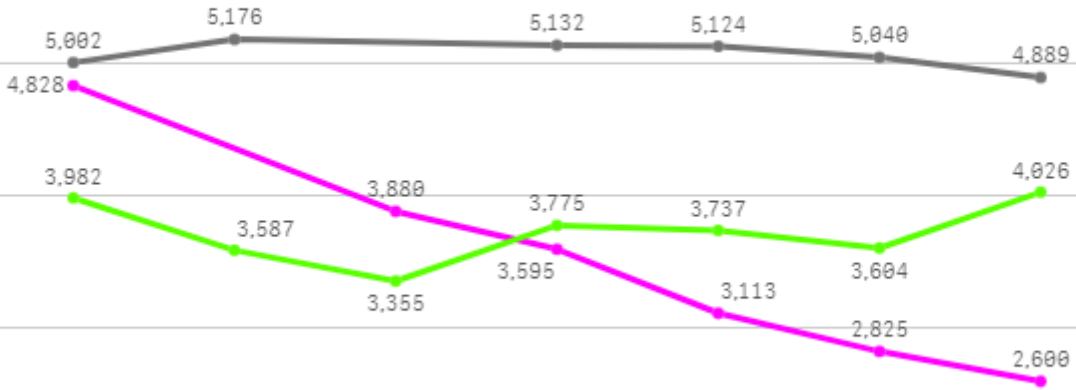
3

산지별 주출하 시군구



주간 도매가격(원)

● 2026 ● 2025 ● 평년



02/21 02/22 02/23 02/24 02/25 02/26 02/27

구분	금주(A)	전주(B)	전월(C)	전년(D)	평년(E)	A/B	A/C	A/D	A/E
가격(원)	3,474	4,190	2,969	5,061	4,075	82.9%	117.0%	68.6%	85.2%

※ 상품 가격 기준

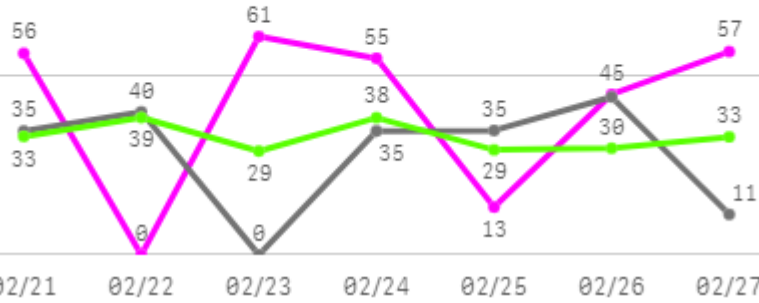
□ 부추(일반)(0.5Kg) 주간 가격

구분	Q	품종	Q	단량	Q	특	상	보통	하
2026-02-21		부추(일반)		0.5Kg		-	4,828	3,961	2,853
2026-02-23		부추(일반)		0.5Kg		-	3,880	2,895	1,847
2026-02-24		부추(일반)		0.5Kg		-	3,595	2,642	1,635
2026-02-25		부추(일반)		0.5Kg		-	3,113	2,218	1,412
2026-02-26		부추(일반)		0.5Kg		-	2,825	1,958	1,286
2026-02-27		부추(일반)		0.5Kg		-	2,600	1,852	1,243
평균						-	3,474	2,588	1,713

미나리

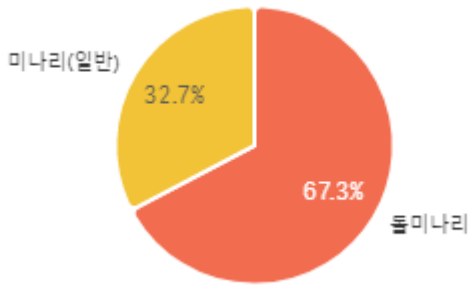
주간 반입량(톤)

◆ 2026 ● 2025 ▲ 평년

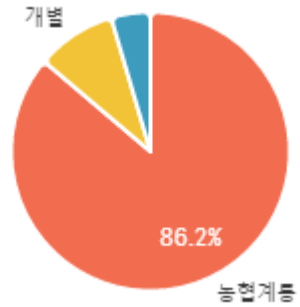


구분	금주(A)	전주(B)	전월(C)	전년(D)	평년(E)	A/B	A/C	A/D	A/E
물량(톤)	288	124	172	200	238	232.1%	167.4%	144.1%	121.1%

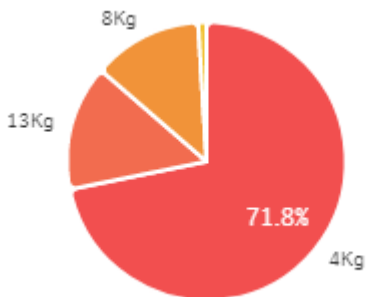
출하 품종별 거래물량 구성비



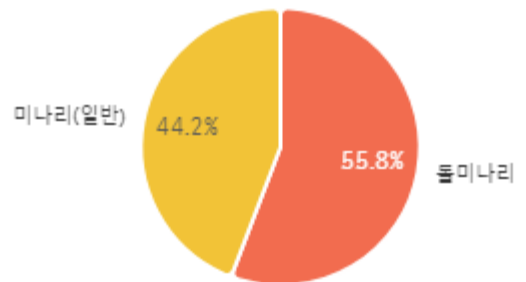
출하자별 거래물량 구성비



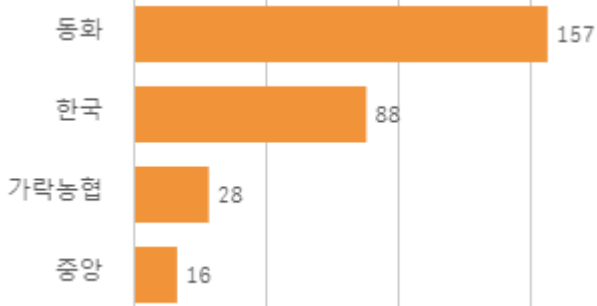
거래 단량별 물량 구성비



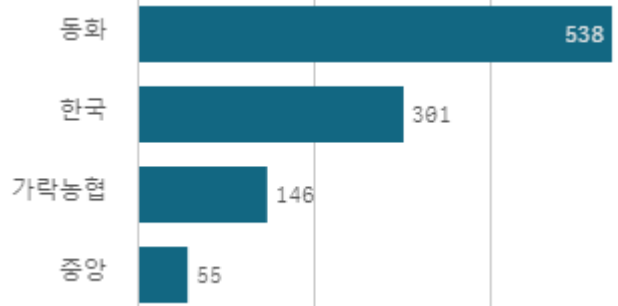
출하 품종별 거래금액 구성비



도매시장 법인별 거래물량(톤)

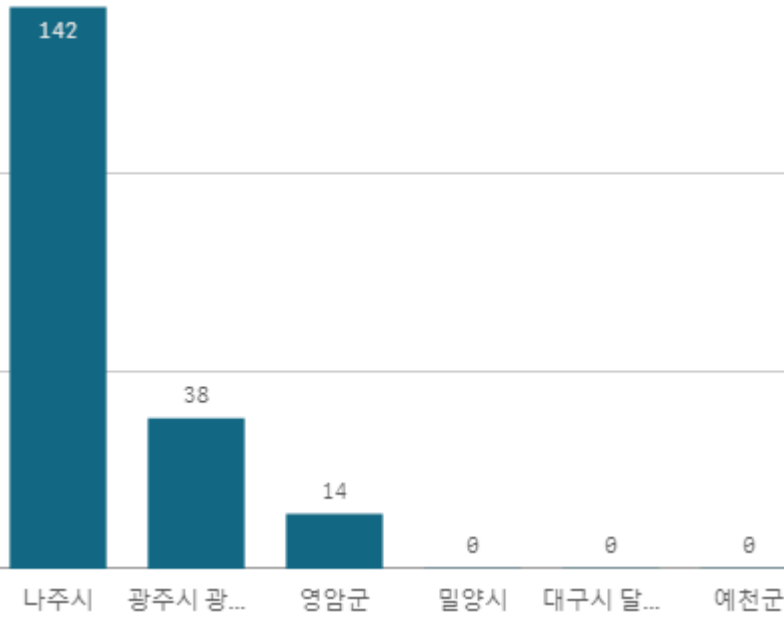


도매시장 법인별 거래금액(백만원)



돌미나리(4Kg)

산지별 거래물량(톤)



산지별 주출하 시군구



출하산지(개소)

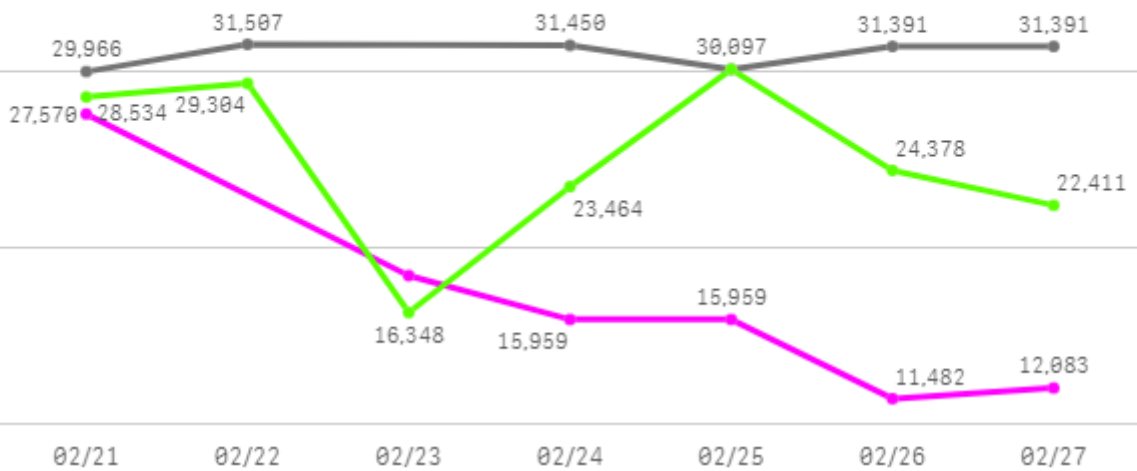
6

출하건수(천건)

1

주간 도매가격(원)

◆ 2026 ● 2025 ◆ 평년



구분	금주(A)	전주(B)	전월(C)	전년(D)	평년(E)	A/B	A/C	A/D	A/E
가격(원)	16,915	40,137	42,323	30,967	22,451	42.1%	40.0%	54.6%	75.3%

※ 상품 가격 기준

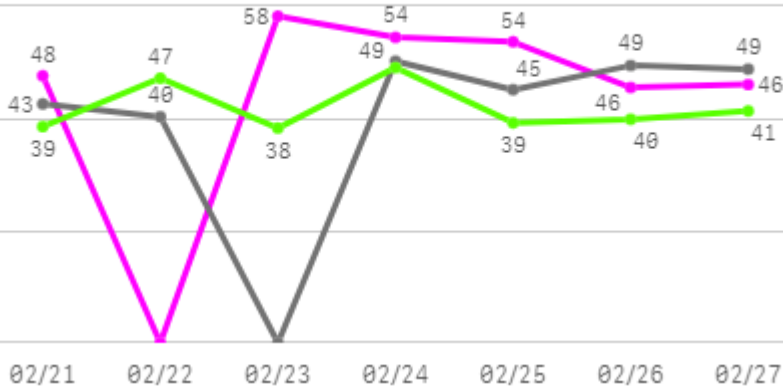
□ 돌미나리(4Kg) 주간 가격

구분	Q	품종	Q	단량	Q	특	상	보통	하
2026-02-21		돌미나리		4Kg		-	27,570	20,473	13,405
2026-02-23		돌미나리		4Kg		-	18,435	11,384	8,592
2026-02-24		돌미나리		4Kg		-	15,959	10,589	8,112
2026-02-25		돌미나리		4Kg		-	15,959	10,589	8,112
2026-02-26		돌미나리		4Kg		-	11,482	8,898	7,088
2026-02-27		돌미나리		4Kg		-	12,083	10,247	8,427
평균						-	16,915	12,030	8,956

열무

주간 반입량(톤)

● 2026 ● 2025 ● 평년

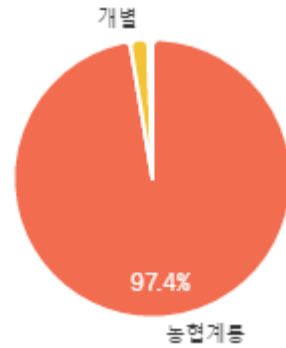


구분	금주(A)	전주(B)	전월(C)	전년(D)	평년(E)	A/B	A/C	A/D	A/E
물량(톤)	305	85	95	276	290	358.5%	321.4%	110.5%	105.4%

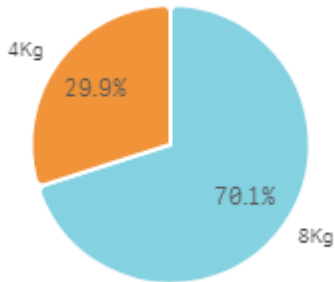
출하 품종별 거래물량 구성비



출하자별 거래물량 구성비



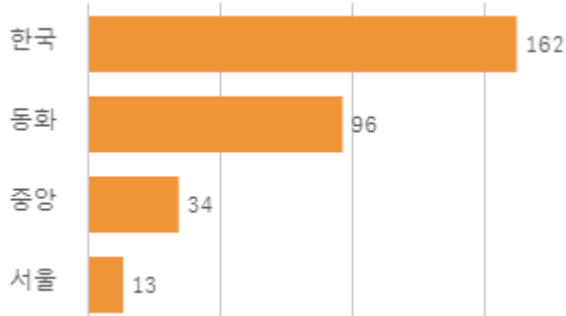
거래 단량별 물량 구성비



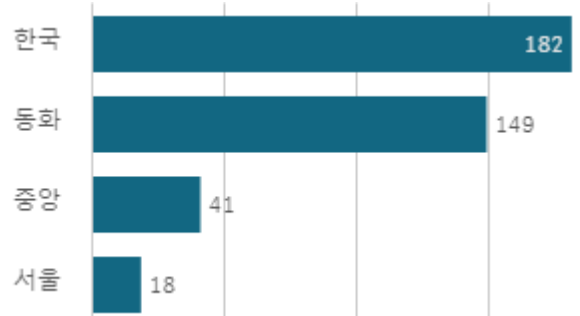
출하 품종별 거래금액 구성비



도매시장 법인별 거래물량(톤)

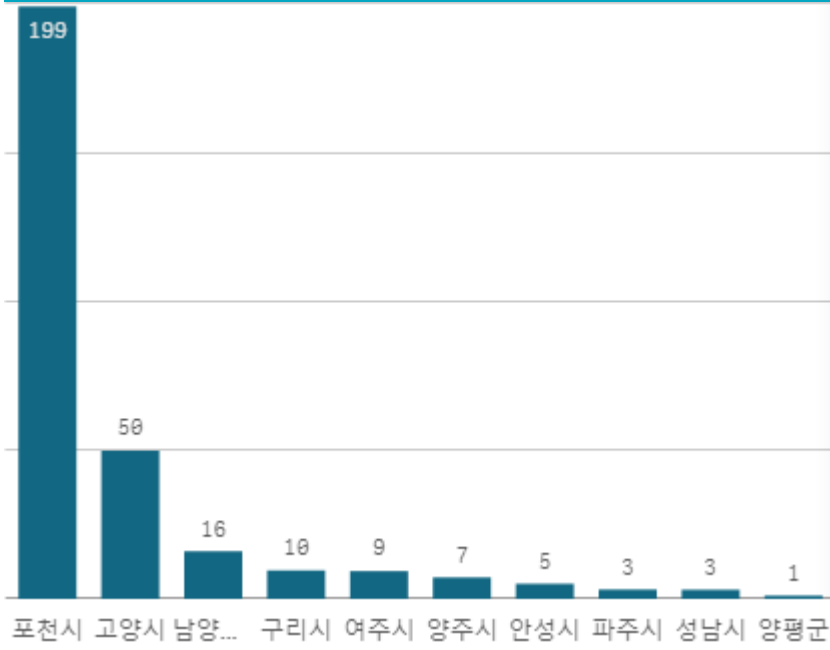


도매시장 법인별 거래금액(백만원)



열무(4Kg)

산지별 거래물량(톤)



출하산지(개소)

14

출하건수(천건)

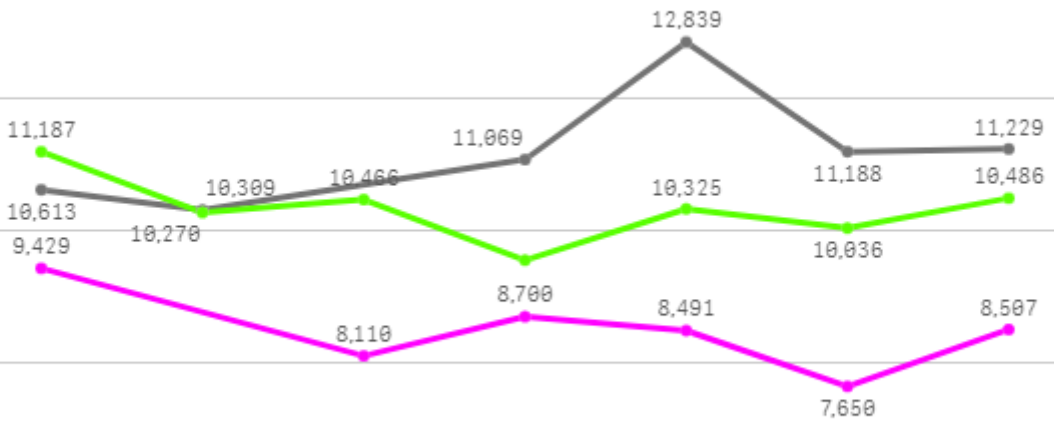
1

산지별 주출하 시군구



주간 도매가격(원)

◆ 2026 ● 2025 ▲ 평년



02/21 02/22 02/23 02/24 02/25 02/26 02/27

구분	금주(A)	전주(B)	전월(C)	전년(D)	평년(E)	A/B	A/C	A/D	A/E
가격(원)	8,481	9,936	16,469	11,208	10,365	85.4%	51.5%	75.7%	81.8%

※ 상품 가격 기준

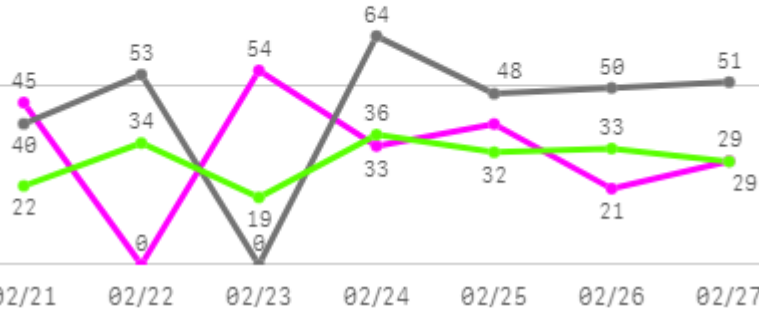
□ 열무(4Kg) 주간 가격

구분	Q	품종	Q	단량	Q	특	상	보통	하
2026-02-21		열무		4Kg		-	9,429	7,120	3,718
2026-02-23		열무		4Kg		-	8,110	5,780	2,322
2026-02-24		열무		4Kg		-	8,700	5,546	3,692
2026-02-25		열무		4Kg		-	8,491	5,854	3,314
2026-02-26		열무		4Kg		-	7,650	5,623	3,492
2026-02-27		열무		4Kg		-	8,507	6,624	3,798
평균						-	8,481	6,091	3,389

참외

주간 반입량(톤)

◆ 2026 ● 2025 ▲ 평년

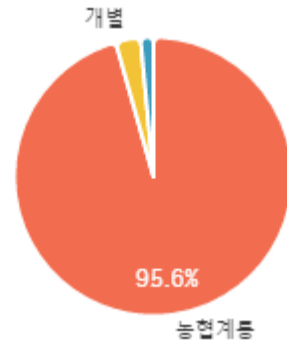


구분	금주(A)	전주(B)	전월(C)	전년(D)	평년(E)	A/B	A/C	A/D	A/E
물량(톤)	223	111	7	306	204	201.5%	3128.6%	73.0%	109.7%

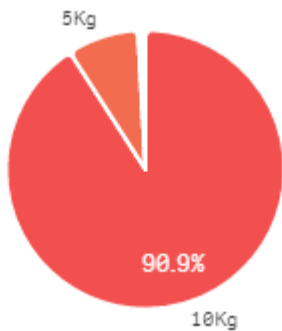
출하 품종별 거래물량 구성비



출하자별 거래물량 구성비



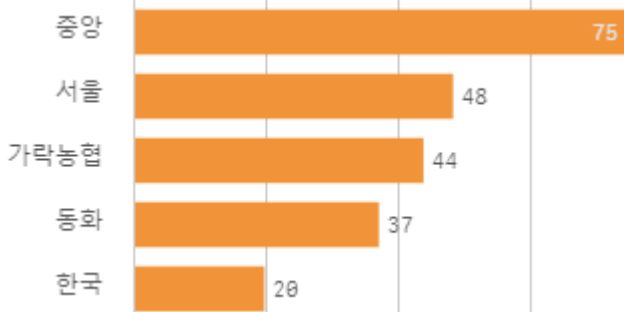
거래 단량별 물량 구성비



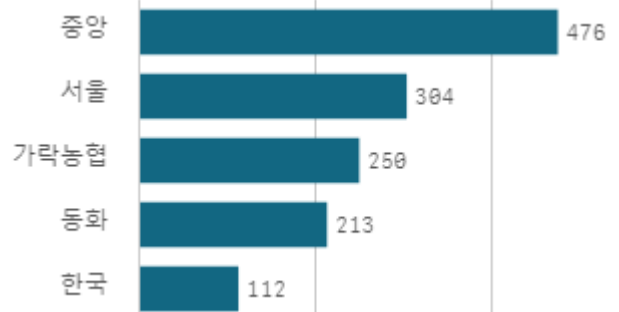
출하 품종별 거래금액 구성비



도매시장 법인별 거래물량(톤)

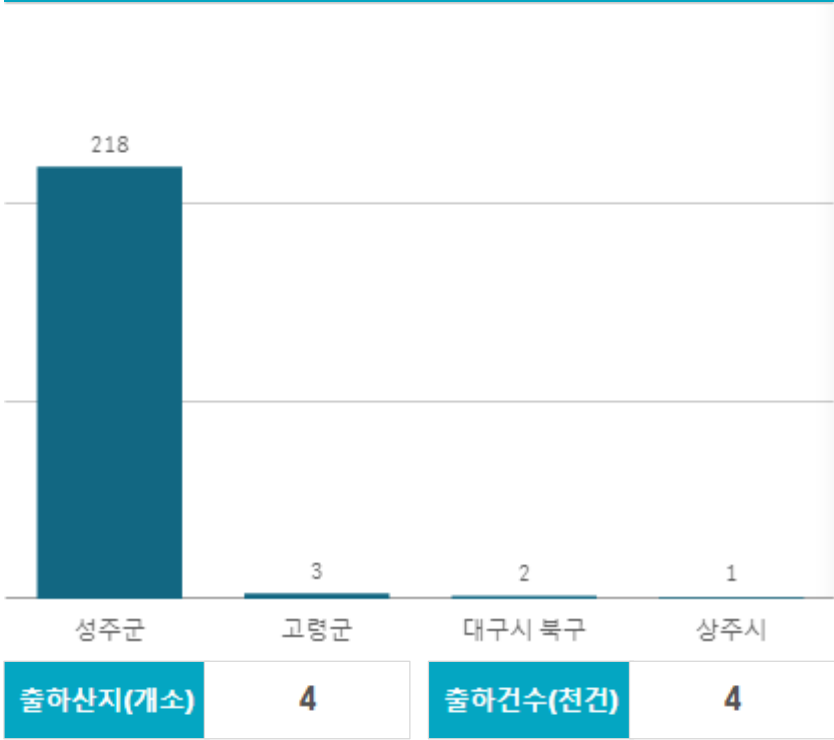


도매시장 법인별 거래금액(백만원)

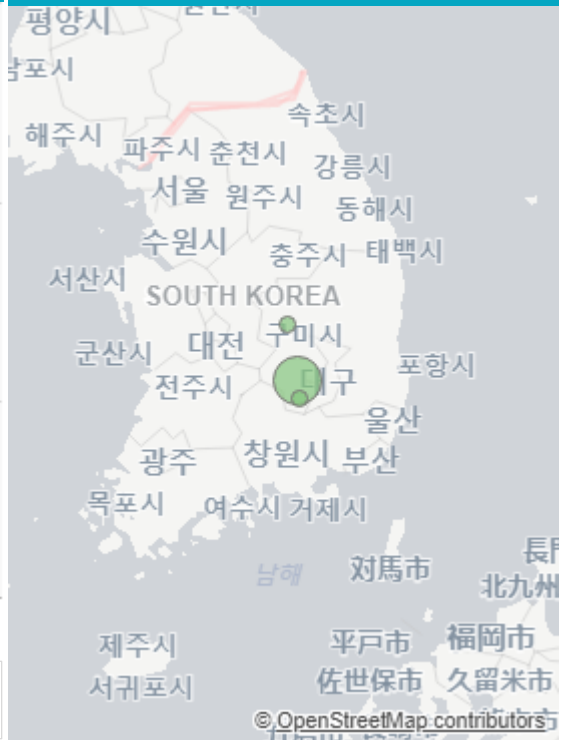


참외(일반)(10Kg)

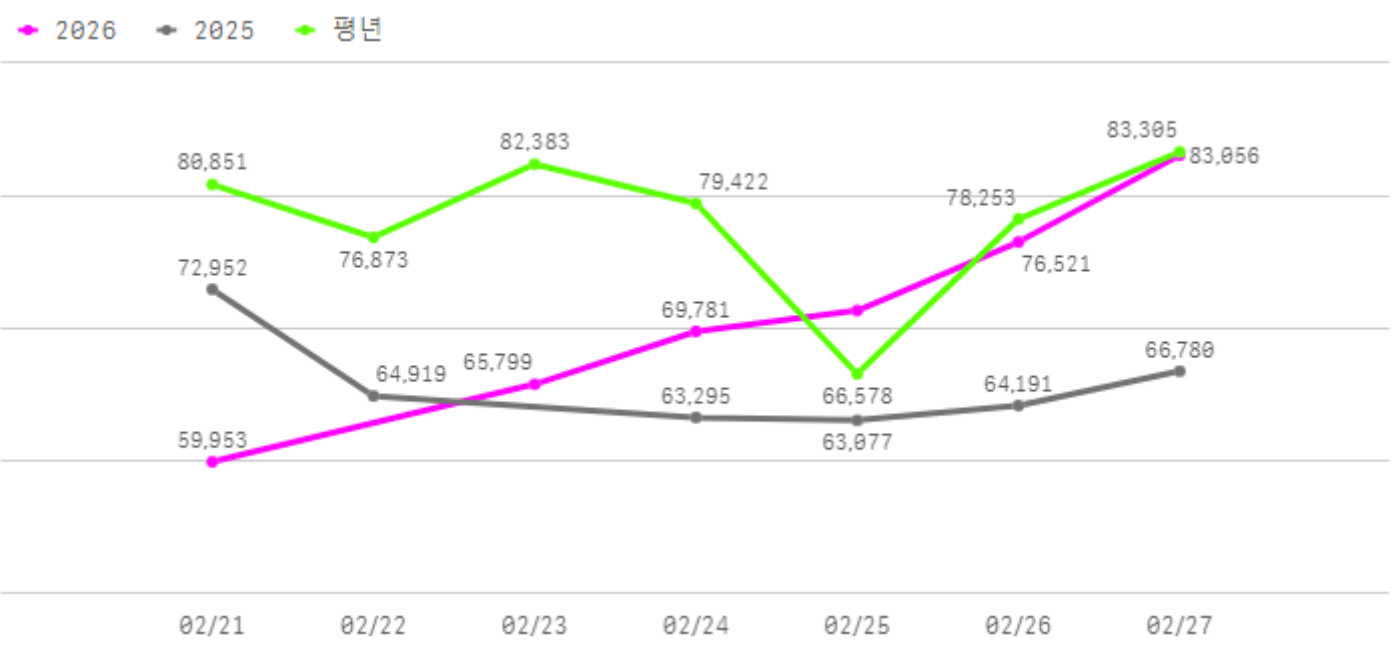
산지별 거래물량(톤)



산지별 주출하 시군구



주간 도매가격(원)



구분	금주(A)	전주(B)	전월(C)	전년(D)	평년(E)	A/B	A/C	A/D	A/E
가격(원)	71,077	63,394	102,216	65,869	79,209	112.1%	69.5%	107.9%	89.7%

※ 상품 가격 기준

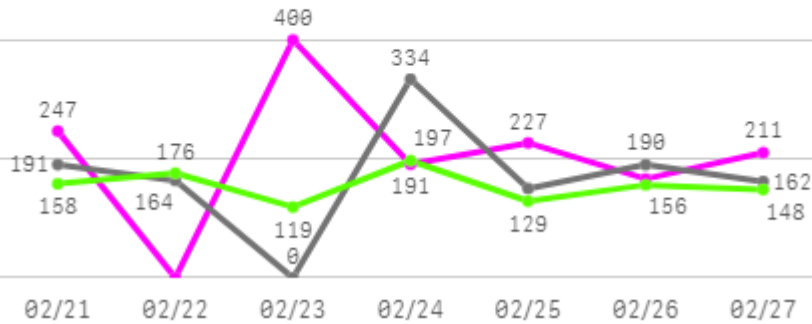
□ 참외(일반)(10Kg) 주간 가격

구분	Q	품종	Q	단량	Q	특	상	보통	하
2026-02-21		참외(일반)		10Kg		70,095	59,953	50,338	39,773
2026-02-23		참외(일반)		10Kg		74,458	65,799	56,594	43,286
2026-02-24		참외(일반)		10Kg		85,564	69,781	60,025	45,774
2026-02-25		참외(일반)		10Kg		84,743	71,353	62,524	49,865
2026-02-26		참외(일반)		10Kg		89,426	76,521	65,976	48,473
2026-02-27		참외(일반)		10Kg		94,652	83,056	71,477	56,602
평균						83,156	71,077	61,156	47,296

오이

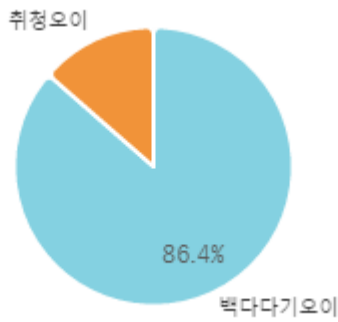
주간 반입량(톤)

◆ 2026 ● 2025 ▲ 평년

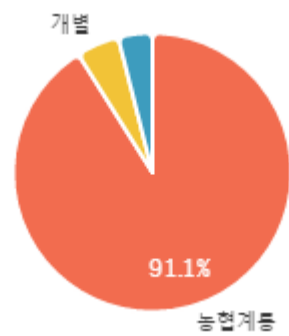


구분	금주(A)	전주(B)	전월(C)	전년(D)	평년(E)	A/B	A/C	A/D	A/E
물량(톤)	1,442	1,172	989	1,191	1,114	123.1%	145.8%	121.1%	129.5%

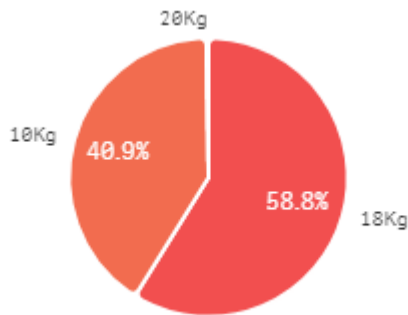
출하 품종별 거래물량 구성비



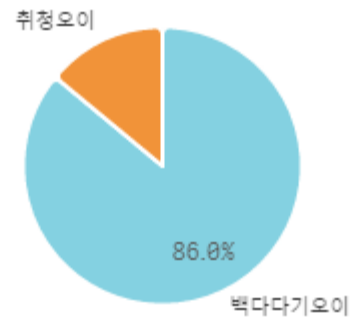
출하자별 거래물량 구성비



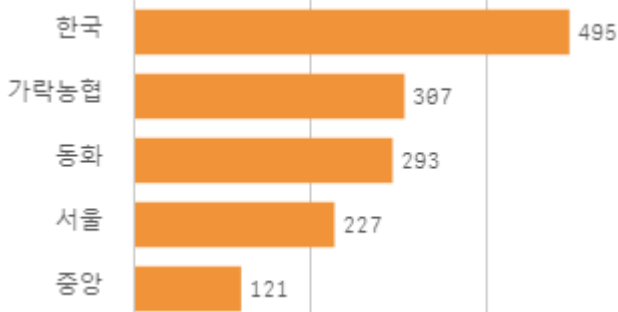
거래 단량별 물량 구성비



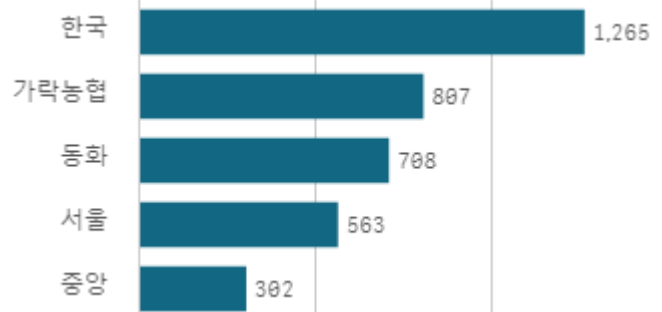
출하 품종별 거래금액 구성비



도매시장 법인별 거래물량(톤)

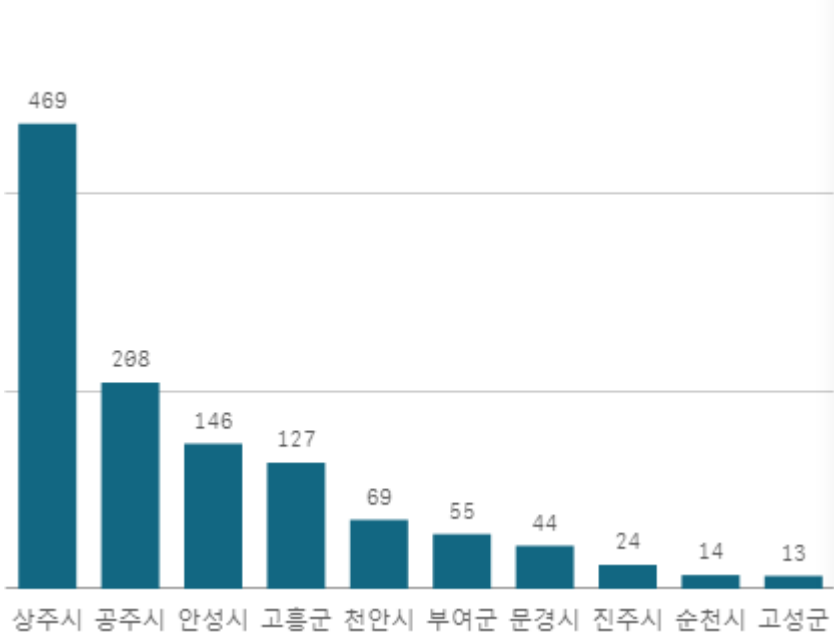


도매시장 법인별 거래금액(백만원)



백다다기오이(100개)

산지별 거래물량(톤)



출하산지(개소)

32

출하건수(천건)

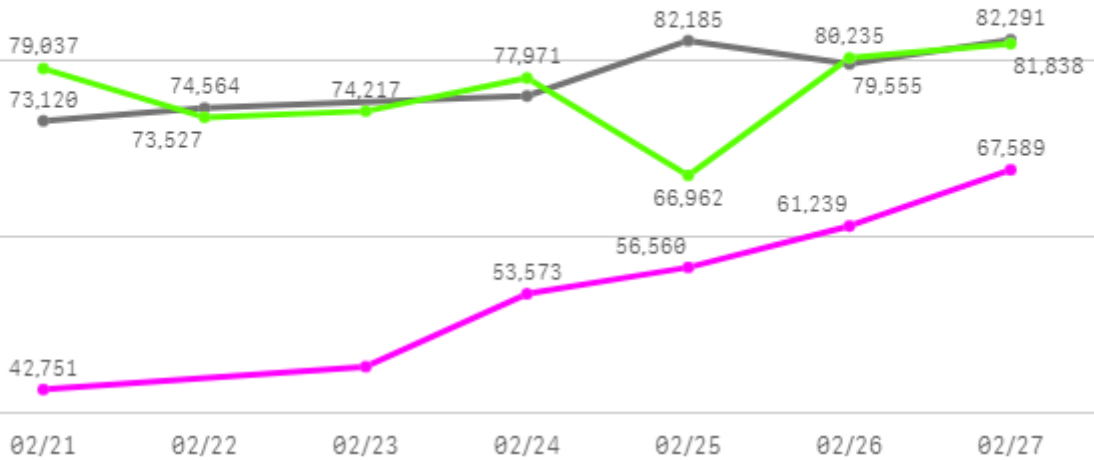
6

산지별 주출하 시군구



주간 도매가격(원)

◆ 2026 ● 2025 ▲ 평년



구분	금주(A)	전주(B)	전월(C)	전년(D)	평년(E)	A/B	A/C	A/D	A/E
가격(원)	54,508	60,687	63,821	77,942	76,740	89.8%	85.4%	69.9%	71.0%

※ 상품 가격 기준

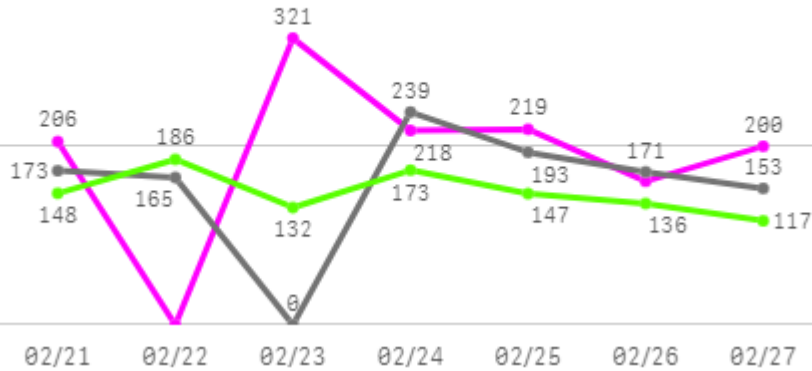
□ 백다다기오이(100개) 주간 가격

구분	Q	품종	Q	단량	Q	특	상	보통	하
2026-02-21		백다다기오이		100개		50,465	42,751	33,462	23,618
2026-02-23		백다다기오이		100개		52,615	45,338	37,689	28,017
2026-02-24		백다다기오이		100개		59,000	53,573	44,484	33,670
2026-02-25		백다다기오이		100개		63,231	56,560	48,270	39,834
2026-02-26		백다다기오이		100개		69,443	61,239	55,304	43,818
2026-02-27		백다다기오이		100개		74,596	67,589	60,325	47,816
평균						61,558	54,508	46,589	36,129

호박

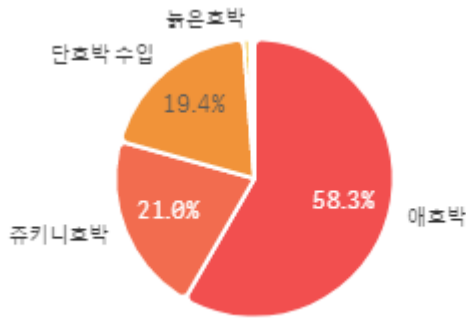
주간 반입량(톤)

◆ 2026 ● 2025 ▲ 평년

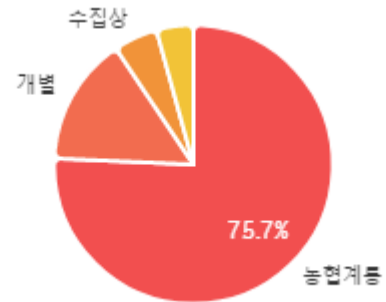


구분	금주(A)	전주(B)	전월(C)	전년(D)	평년(E)	A/B	A/C	A/D	A/E
물량(톤)	1,325	857	1,066	1,095	1,051	154.7%	124.4%	121.1%	126.1%

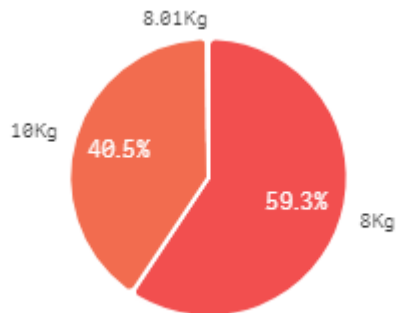
출하 품종별 거래물량 구성비



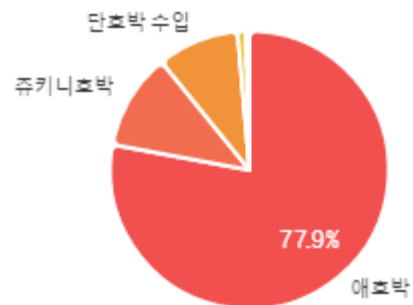
출하자별 거래물량 구성비



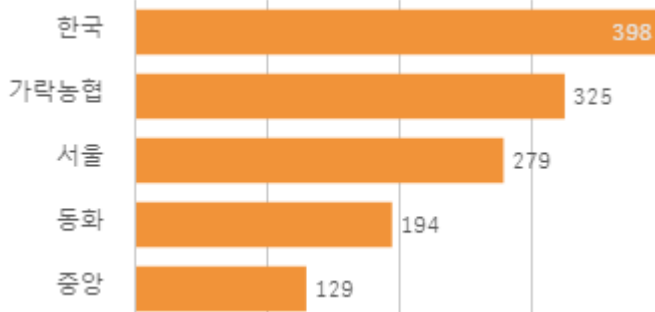
거래 단량별 물량 구성비



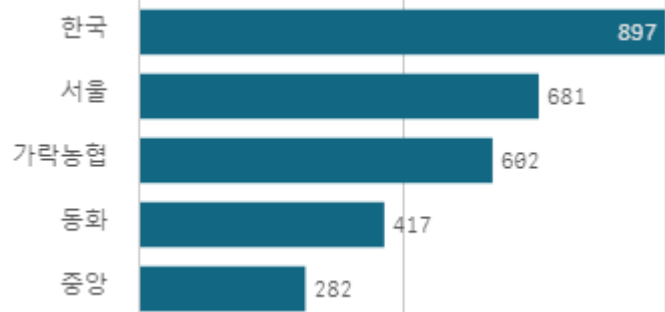
출하 품종별 거래금액 구성비



도매시장 법인별 거래물량(톤)

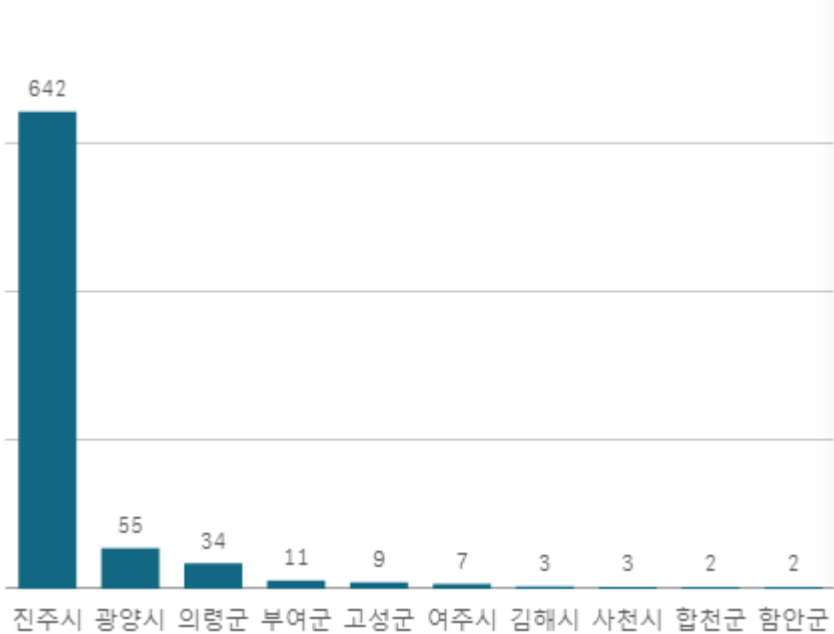


도매시장 법인별 거래금액(백만원)



애호박(20개)

산지별 거래물량(톤)



출하산지(개소)

17

출하건수(천건)

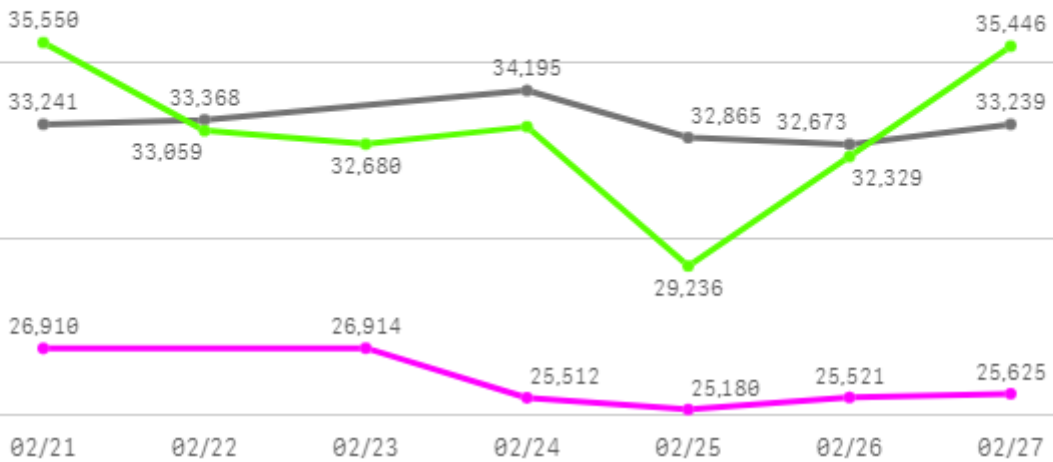
4

산지별 주출하 시군구



주간 도매가격(원)

◆ 2026 ● 2025 ◆ 평년



구분	금주(A)	전주(B)	전월(C)	전년(D)	평년(E)	A/B	A/C	A/D	A/E
가격(원)	25,944	30,911	33,408	33,264	33,673	83.9%	77.7%	78.0%	77.0%

※ 상품 가격 기준

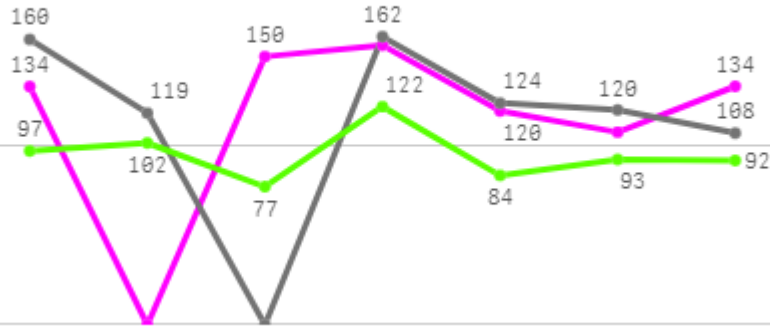
□ 애호박(20개) 주간 가격

구분	Q	품종	Q	단량	Q	특	상	보통	하
2026-02-21		애호박		20개		30,358	26,910	23,246	17,240
2026-02-23		애호박		20개		30,581	26,914	23,944	18,401
2026-02-24		애호박		20개		28,337	25,512	22,457	18,047
2026-02-25		애호박		20개		28,219	25,180	22,343	17,740
2026-02-26		애호박		20개		28,941	25,521	22,756	18,488
2026-02-27		애호박		20개		28,622	25,625	22,758	18,578
평균						29,176	25,944	22,917	18,082

토마토

주간 반입량(톤)

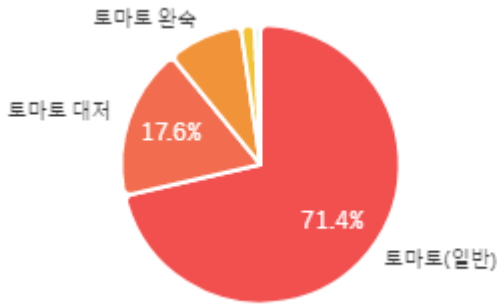
◆ 2026 ● 2025 ▲ 평년



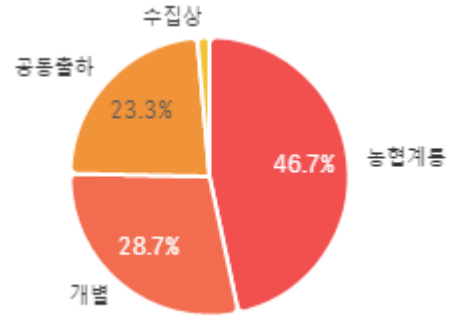
02/21 02/22 02/23 02/24 02/25 02/26 02/27

구분	금주(A)	전주(B)	전월(C)	전년(D)	평년(E)	A/B	A/C	A/D	A/E
물량(톤)	802	654	623	793	678	122.7%	128.8%	101.2%	118.3%

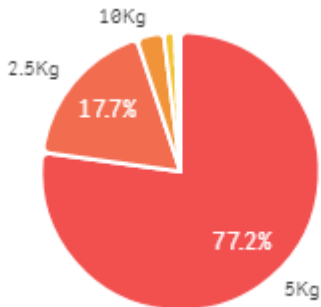
출하 품종별 거래물량 구성비



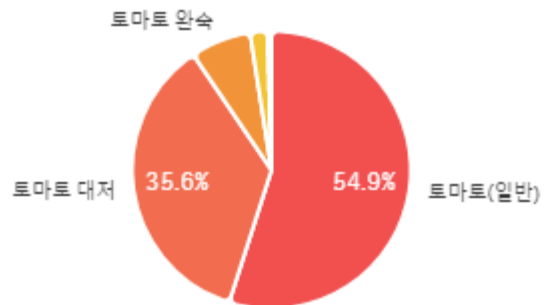
출하자별 거래물량 구성비



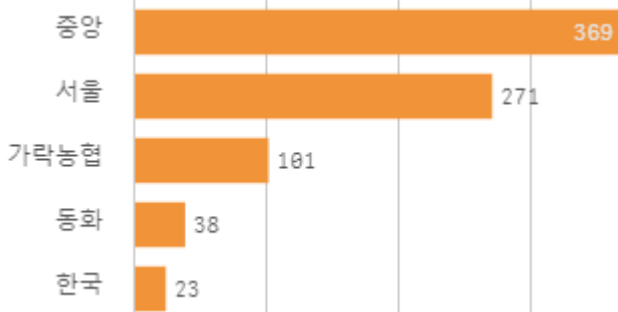
거래 단량별 물량 구성비



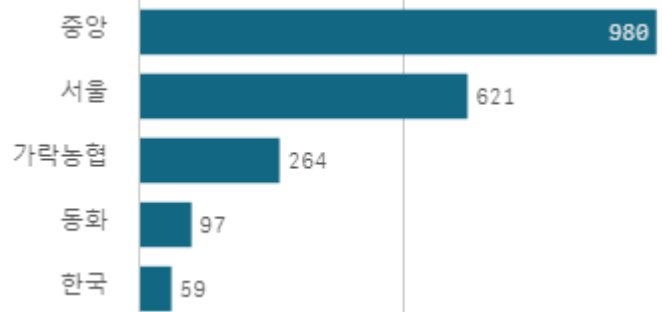
출하 품종별 거래금액 구성비



도매시장 법인별 거래물량(톤)

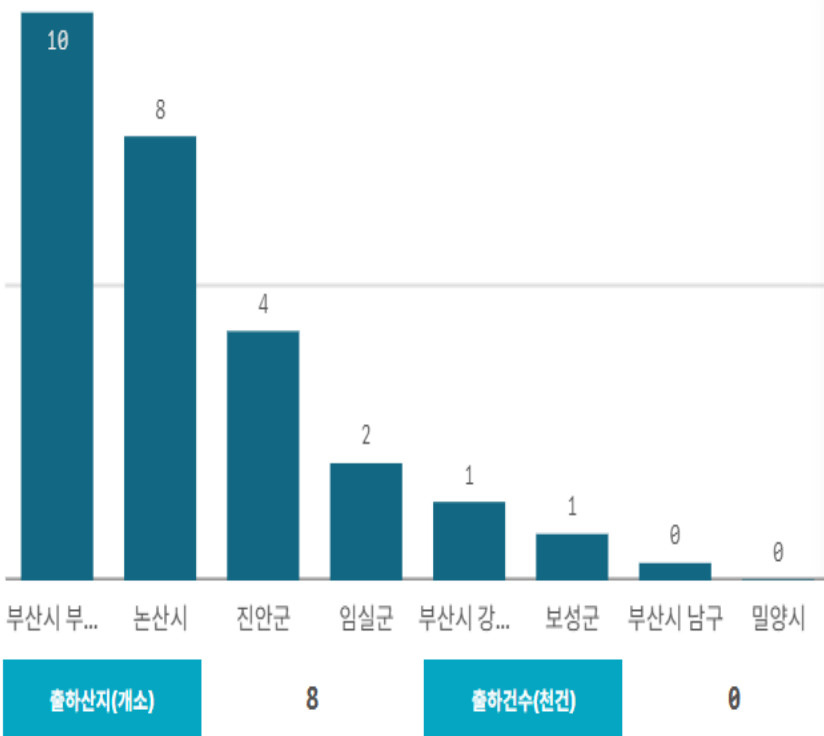


도매시장 법인별 거래금액(백만원)



토마토(5Kg)

산지별 거래물량(톤)

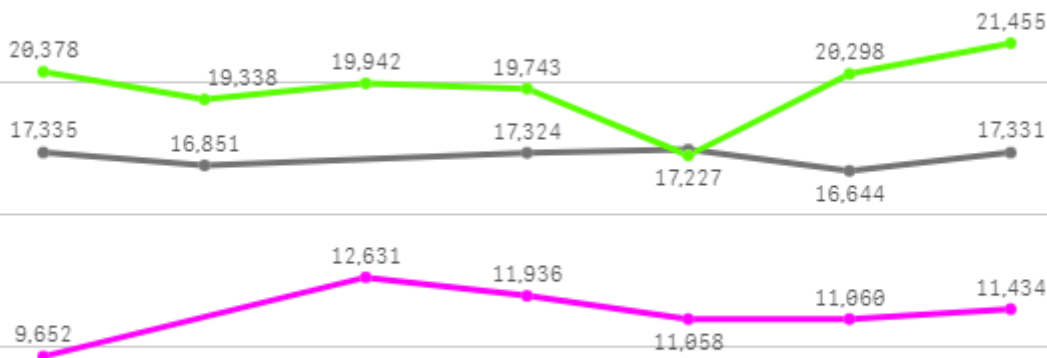


산지별 주출하 시군구



주간 도매가격(원)

◆ 2026 ● 2025 ▲ 평년



02/21 02/22 02/23 02/24 02/25 02/26 02/27

구분	금주(A)	전주(B)	전월(C)	전년(D)	평년(E)	A/B	A/C	A/D	A/E
가격(원)	11,295	12,109	14,840	17,155	19,233	93.3%	76.1%	65.8%	58.7%

※ 상품 가격 기준

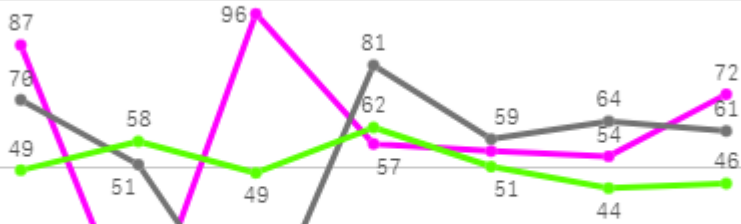
□ 토마토(5Kg) 주간 가격

구분	Q	품종	Q	단량	Q	특	상	보통	하
2026-02-21		토마토		5Kg		11,371	9,652	8,102	5,788
2026-02-23		토마토		5Kg		15,108	12,631	9,965	6,996
2026-02-24		토마토		5Kg		14,747	11,936	9,491	7,329
2026-02-25		토마토		5Kg		13,401	11,058	9,130	6,549
2026-02-26		토마토		5Kg		12,967	11,060	8,948	6,875
2026-02-27		토마토		5Kg		12,573	11,434	9,506	7,066
평균						13,361	11,295	9,190	6,767

방울토마토

주간 반입량(톤)

● 2026 ● 2025 ● 평년

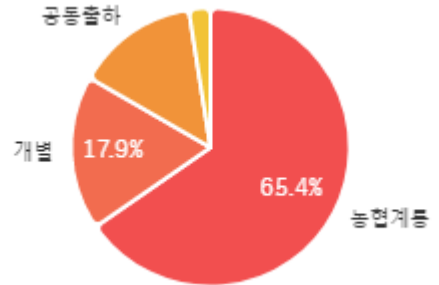
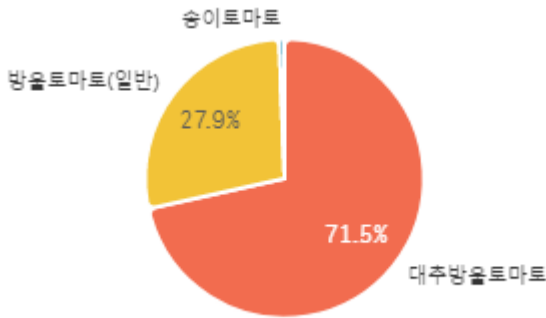


02/21 02/22 02/23 02/24 02/25 02/26 02/27

구분	금주(A)	전주(B)	전월(C)	전년(D)	평년(E)	A/B	A/C	A/D	A/E
물량(톤)	421	221	304	386	359	190.0%	138.3%	108.9%	117.2%

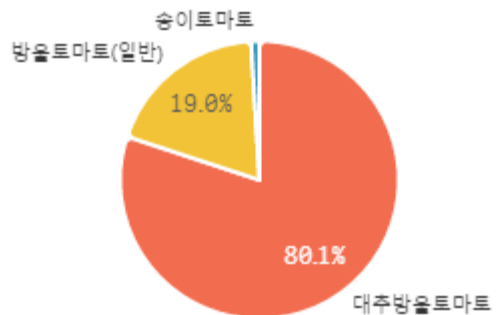
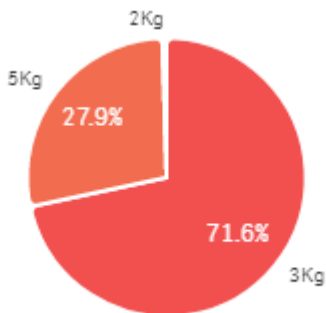
출하 품종별 거래물량 구성비

출하자별 거래물량 구성비



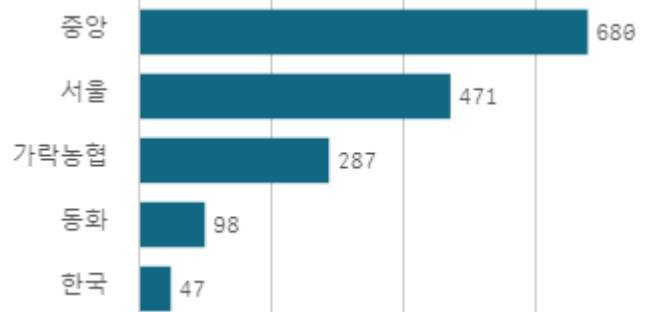
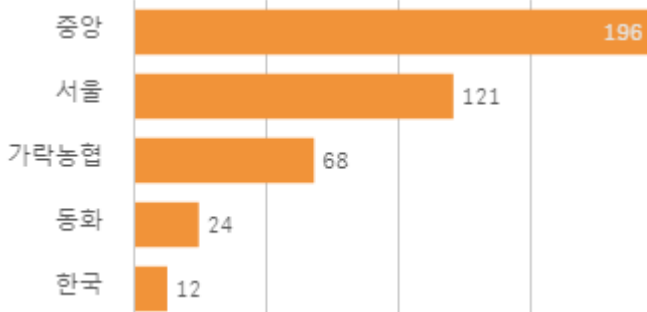
거래 단량별 물량 구성비

출하 품종별 거래금액 구성비



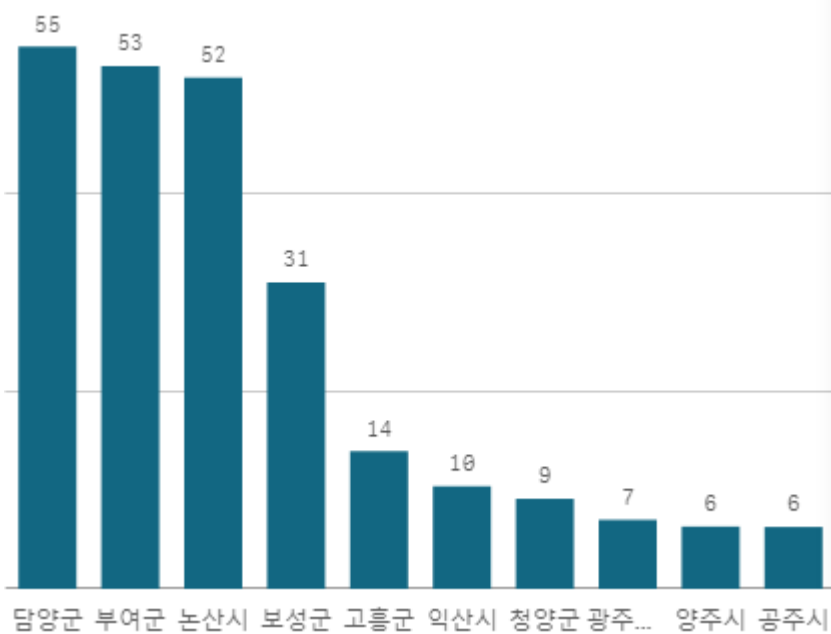
도매시장 법인별 거래물량(톤)

도매시장 법인별 거래금액(백만원)



대추방울토마토(3Kg)

산지별 거래물량(톤)



출하산지(개소)

45

출하건수(천건)

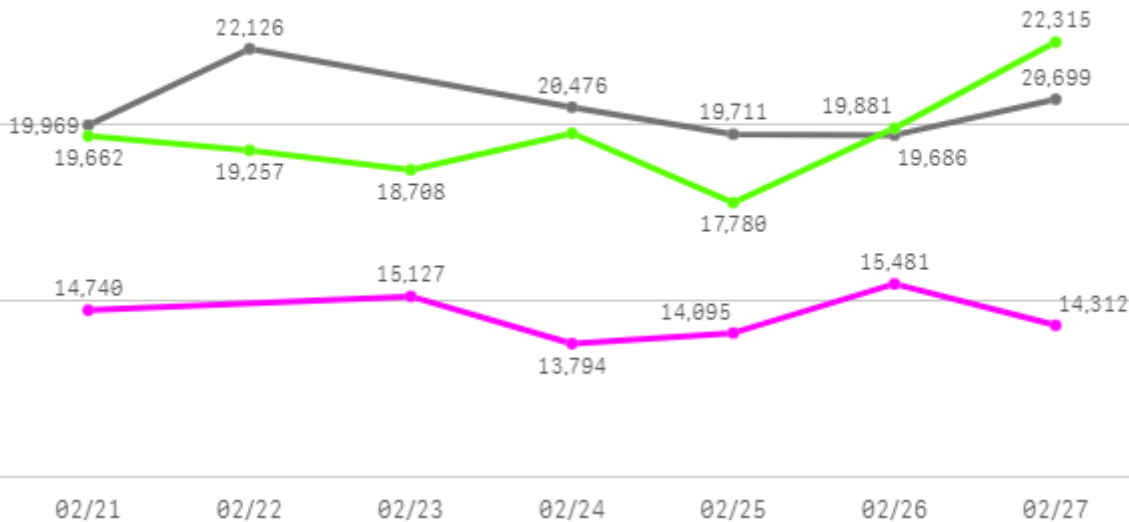
3

산지별 주출하 시군구



주간 도매가격(원)

◆ 2026 ● 2025 ◆ 평년



구분	금주(A)	전주(B)	전월(C)	전년(D)	평년(E)	A/B	A/C	A/D	A/E
가격(원)	14,592	17,475	16,904	20,445	19,648	83.5%	86.3%	71.4%	74.3%

※ 상품 가격 기준

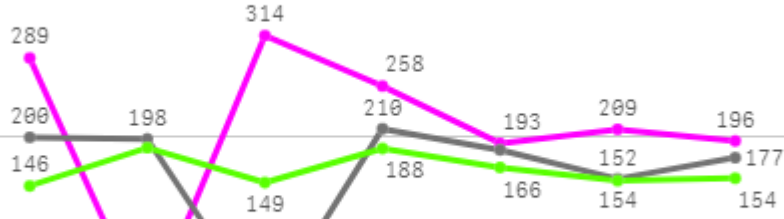
□ 대추방울토마토(3Kg) 주간 가격

구분	Q	품종	Q	단량	Q	특	상	보통	하
2026-02-21		대추방울토마토		3Kg		18,760	14,740	11,734	8,869
2026-02-23		대추방울토마토		3Kg		18,694	15,127	12,063	8,205
2026-02-24		대추방울토마토		3Kg		17,118	13,794	11,838	9,583
2026-02-25		대추방울토마토		3Kg		17,323	14,095	12,148	9,018
2026-02-26		대추방울토마토		3Kg		23,493	15,481	12,700	10,433
2026-02-27		대추방울토마토		3Kg		19,364	14,312	12,007	9,431
평균						19,125	14,592	12,082	9,257

딸기

주간 반입량(톤)

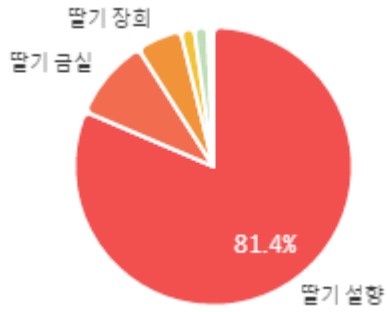
◆ 2026 ● 2025 ▲ 평년



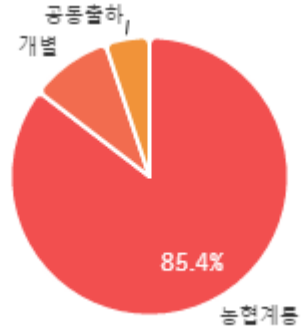
02/21 02/22 02/23 02/24 02/25 02/26 02/27

구분	금주(A)	전주(B)	전월(C)	전년(D)	평년(E)	A/B	A/C	A/D	A/E
물량(톤)	1,460	943	670	1,125	1,151	154.8%	217.9%	129.7%	126.8%

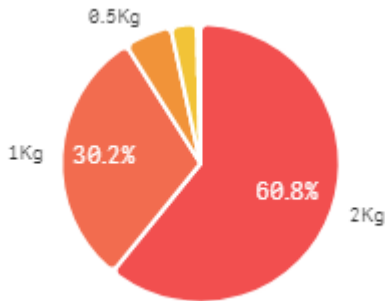
출하 품종별 거래물량 구성비



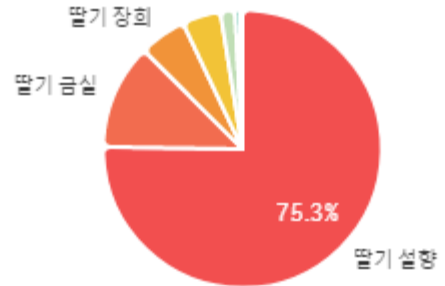
출하자별 거래물량 구성비



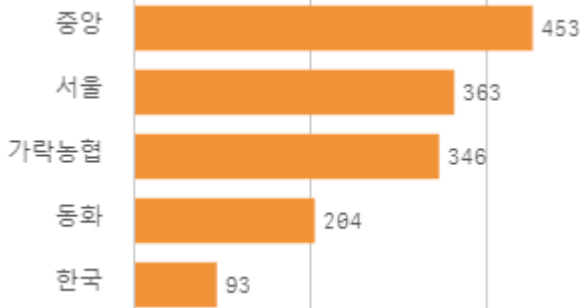
거래 단량별 물량 구성비



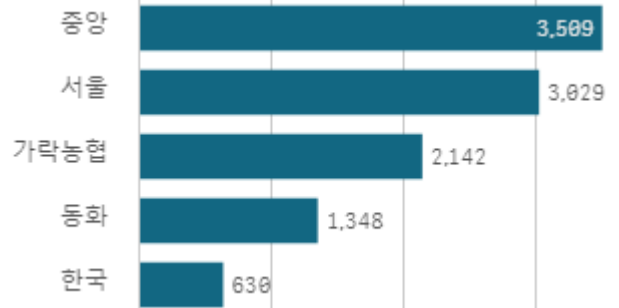
출하 품종별 거래금액 구성비



도매시장 법인별 거래물량(톤)

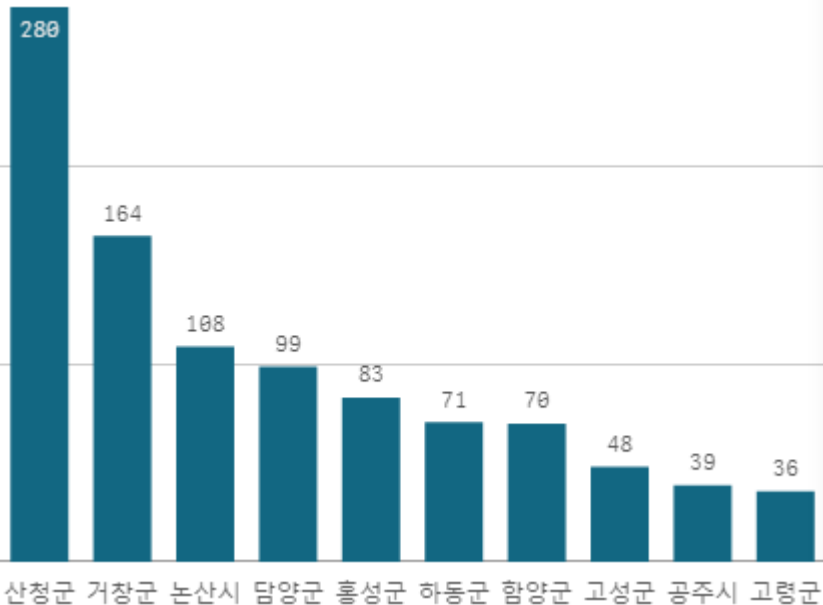


도매시장 법인별 거래금액(백만원)



딸기 설향(1Kg)

산지별 거래물량(톤)



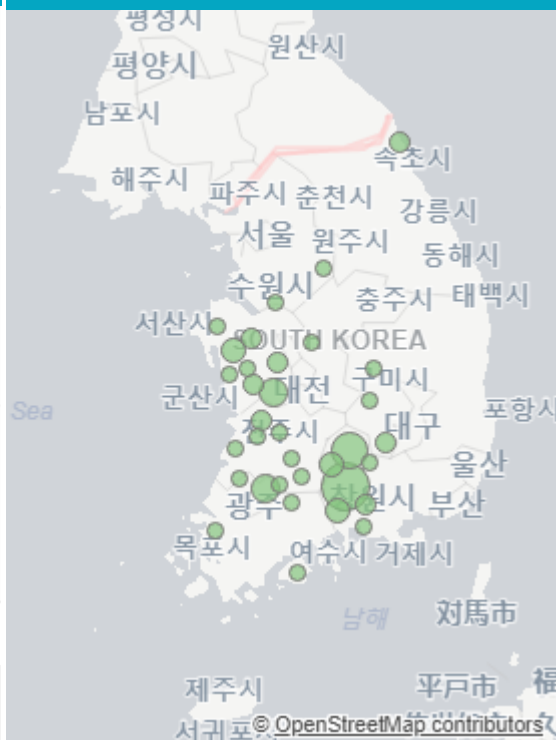
출하산지(개소)

35

출하건수(천건)

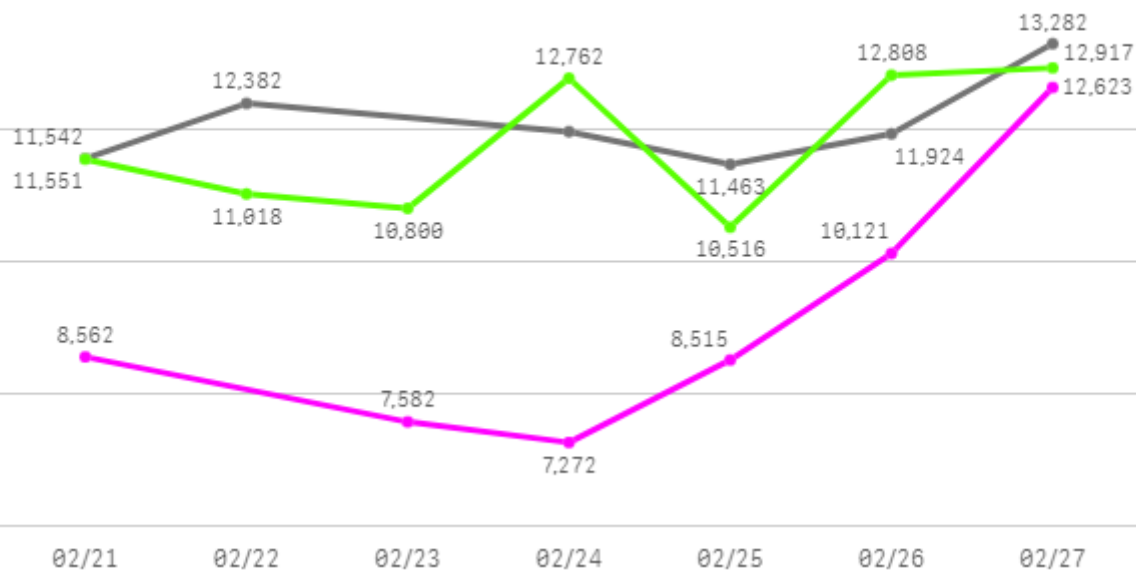
23

산지별 주출하 시군구



주간 도매가격(원)

◆ 2026 ● 2025 ◆ 평년



구분	금주(A)	전주(B)	전월(C)	전년(D)	평년(E)	A/B	A/C	A/D	A/E
가격(원)	9,113	13,891	19,400	12,093	11,806	65.6%	47.0%	75.4%	77.2%

※ 상품 가격 기준

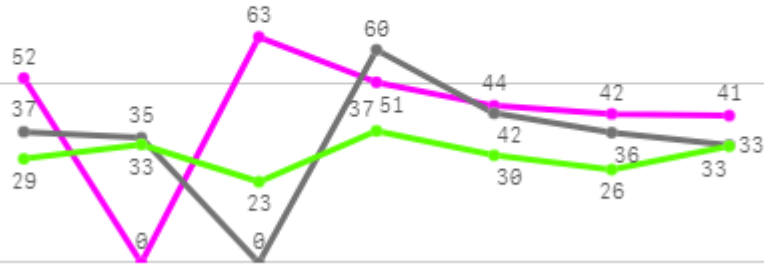
□ 딸기 설향(1Kg) 주간 가격

구분	Q	품종	Q	단량	Q	특	상	보통	하
2026-02-21		딸기 설향		1Kg		10,445	8,562	5,963	2,995
2026-02-23		딸기 설향		1Kg		9,686	7,582	5,201	3,280
2026-02-24		딸기 설향		1Kg		9,190	7,272	4,751	2,842
2026-02-25		딸기 설향		1Kg		9,700	8,515	6,218	2,975
2026-02-26		딸기 설향		1Kg		11,650	10,121	7,548	3,633
2026-02-27		딸기 설향		1Kg		13,954	12,623	10,277	4,652
평균						10,771	9,113	6,660	3,396

가지

주간 반입량(톤)

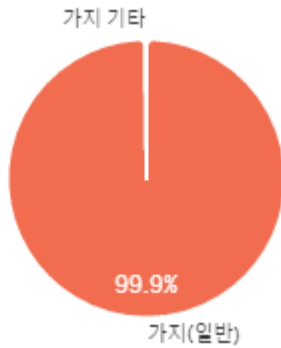
◆ 2026 ● 2025 ▲ 평년



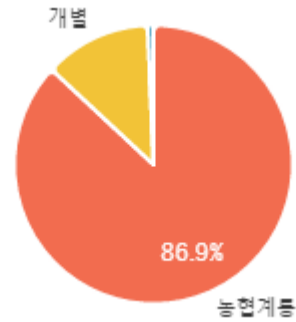
02/21 02/22 02/23 02/24 02/25 02/26 02/27

구분	금주(A)	전주(B)	전월(C)	전년(D)	평년(E)	A/B	A/C	A/D	A/E
물량(톤)	293	211	217	243	221	138.9%	135.0%	120.5%	132.4%

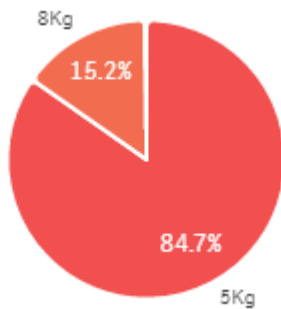
출하 품종별 거래물량 구성비



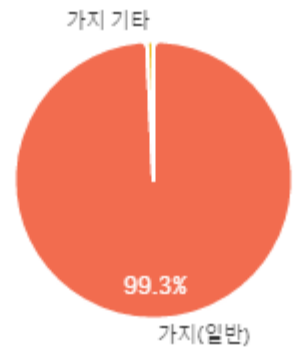
출하자별 거래물량 구성비



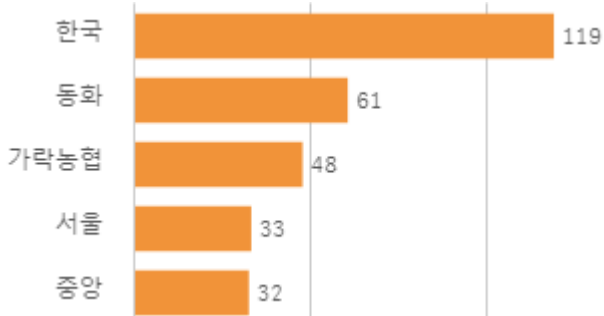
거래 단량별 물량 구성비



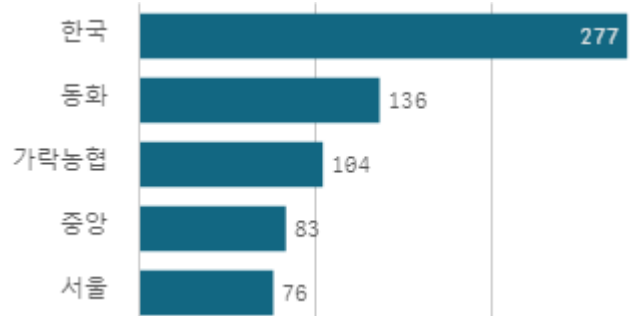
출하 품종별 거래금액 구성비



도매시장 법인별 거래물량(톤)

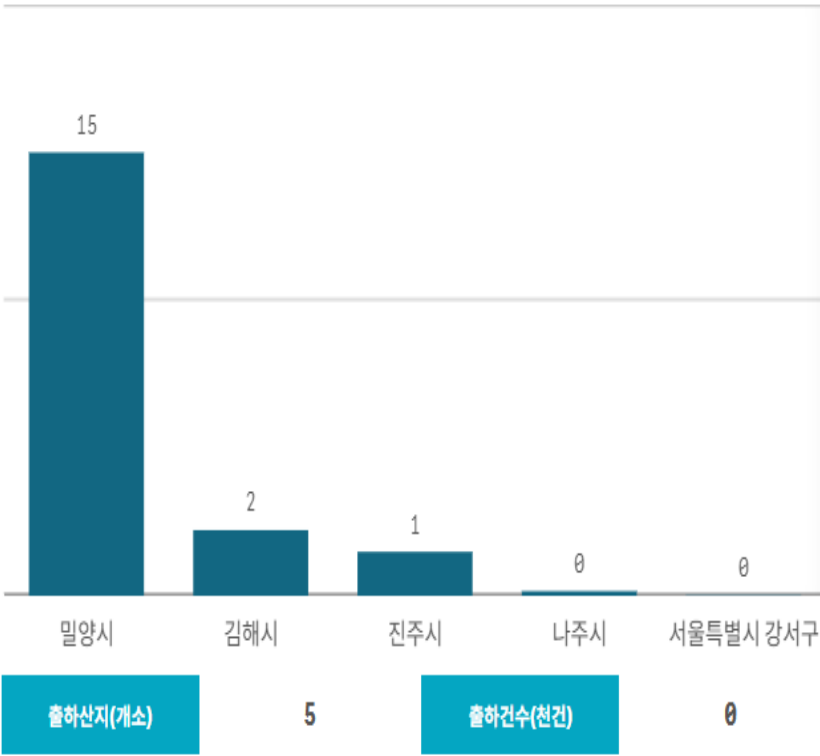


도매시장 법인별 거래금액(백만원)



가지(8Kg)

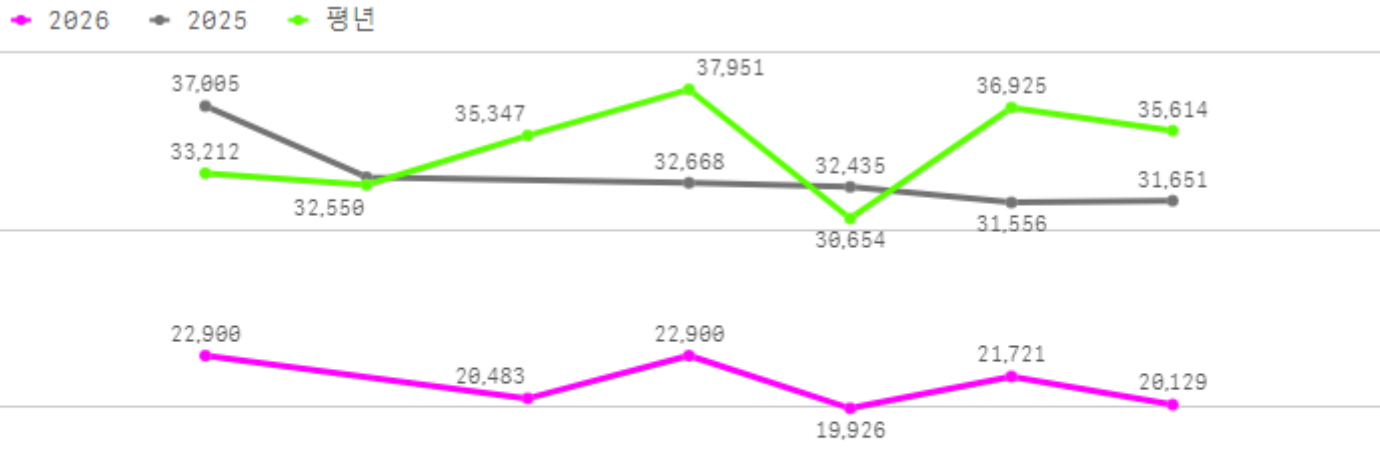
산지별 거래물량(톤)



산지별 주출하 시군구



주간 도매가격(원)



02/21 02/22 02/23 02/24 02/25 02/26 02/27

구분	금주(A)	전주(B)	전월(C)	전년(D)	평년(E)	A/B	A/C	A/D	A/E
가격(원)	21,343	31,148	31,418	33,050	32,860	68.5%	67.9%	64.6%	65.0%

※ 상품 가격 기준

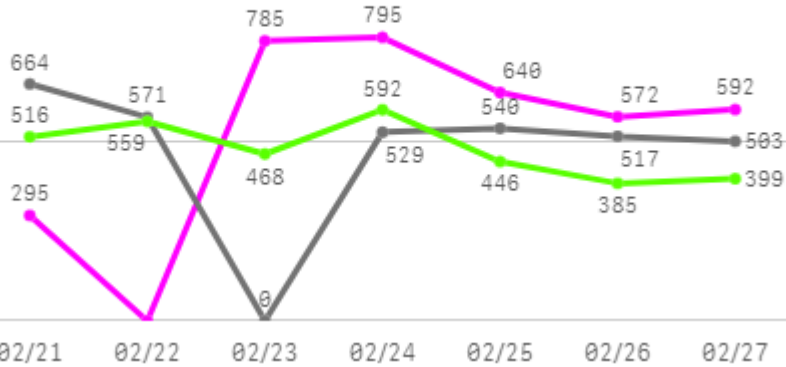
□ 가지(8Kg) 주간 가격

구분	Q	품종	Q	단량	Q	특	상	보통	하
2026-02-21		가지		8Kg		-	22,900	19,804	13,588
2026-02-23		가지		8Kg		-	20,483	18,042	13,714
2026-02-24		가지		8Kg		-	22,900	19,889	14,441
2026-02-25		가지		8Kg		-	19,926	15,251	12,969
2026-02-26		가지		8Kg		-	21,721	18,588	13,321
2026-02-27		가지		8Kg		-	20,129	16,289	12,257
평균						-	21,343	17,977	13,382

무

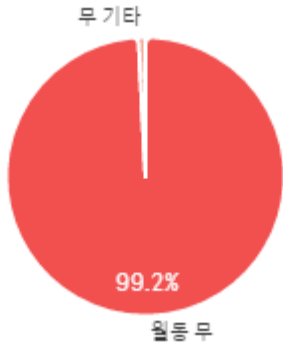
주간 반입량(톤)

◆ 2026 ● 2025 ▲ 평년

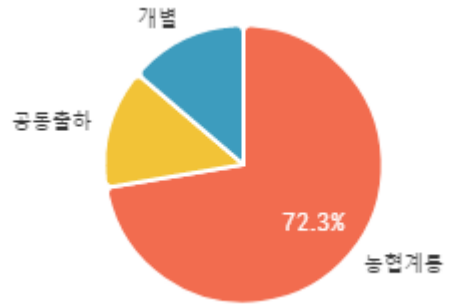


구분	금주(A)	전주(B)	전월(C)	전년(D)	평년(E)	A/B	A/C	A/D	A/E
물량(톤)	3,680	1,801	3,234	3,324	3,291	204.4%	113.8%	110.7%	111.8%

출하 품종별 거래물량 구성비



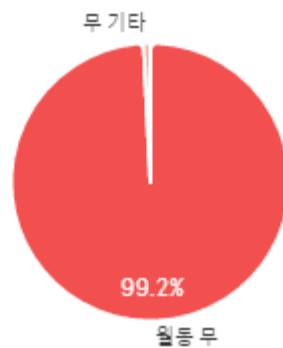
출하자별 거래물량 구성비



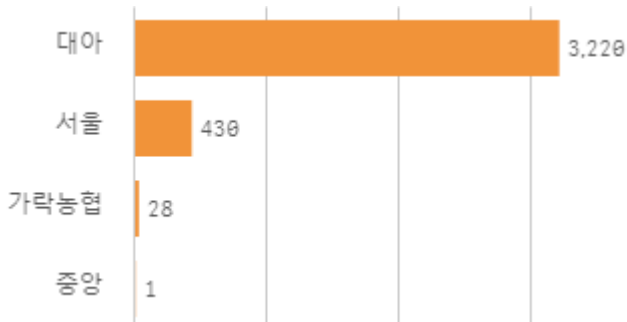
거래 단량별 물량 구성비



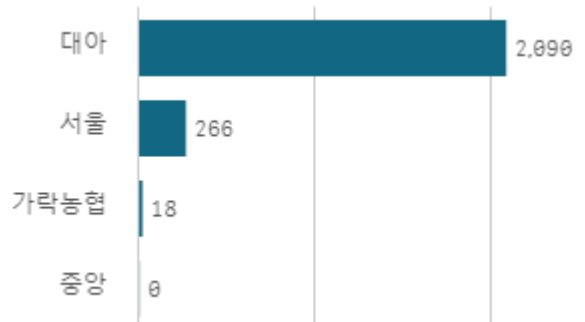
출하 품종별 거래금액 구성비



도매시장 법인별 거래물량(톤)

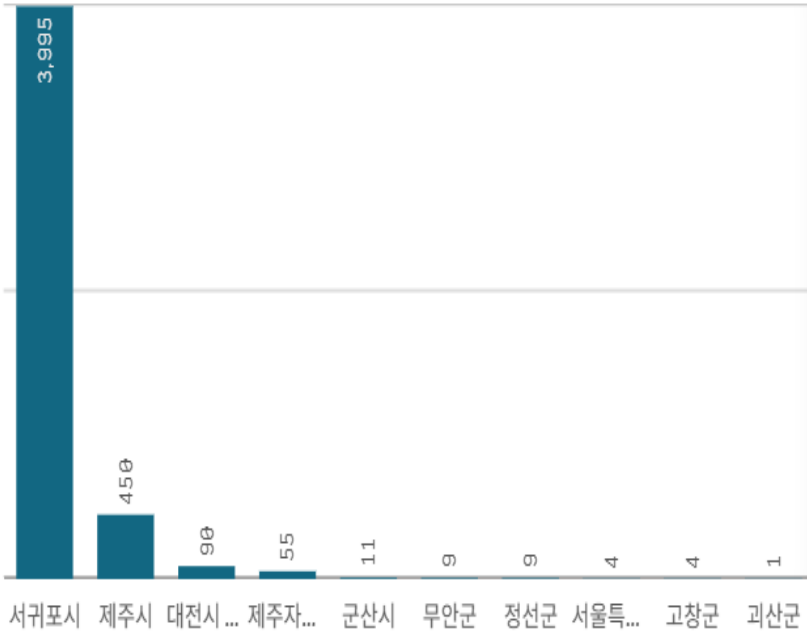


도매시장 법인별 거래금액(백만원)



무(20Kg)

산지별 거래물량(톤)



출하산지(개소)

16

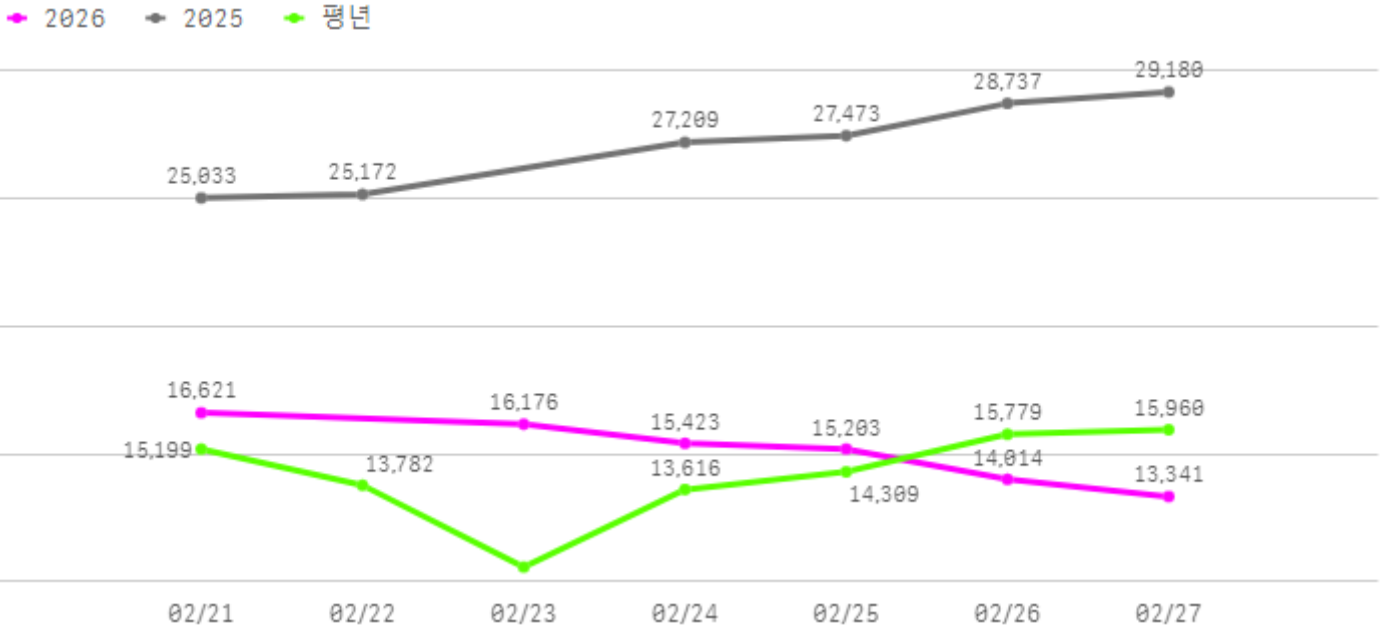
출하건수(천건)

2

산지별 주출하 시군구



주간 도매가격(원)



구분	금주(A)	전주(B)	전월(C)	전년(D)	평년(E)	A/B	A/C	A/D	A/E
가격(원)	15,130	14,816	13,291	27,134	15,655	102.1%	113.8%	55.8%	96.6%

※ 상품 가격 기준

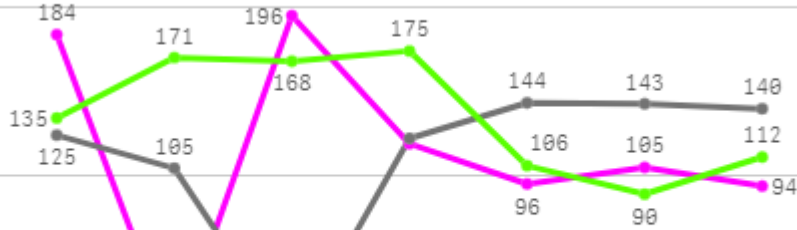
□ 무(20Kg) 주간 가격

구분	Q	품종	Q	단량	Q	특	상	보통	하
2026-02-21		무		20Kg		20,221	16,621	12,556	9,178
2026-02-23		무		20Kg		19,708	16,176	12,801	8,351
2026-02-24		무		20Kg		18,841	15,423	12,617	9,347
2026-02-25		무		20Kg		18,716	15,203	12,612	10,092
2026-02-26		무		20Kg		16,944	14,014	11,752	9,922
2026-02-27		무		20Kg		16,658	13,341	10,559	7,530
평균						18,515	15,130	12,150	9,070

당근

주간 반입량(톤)

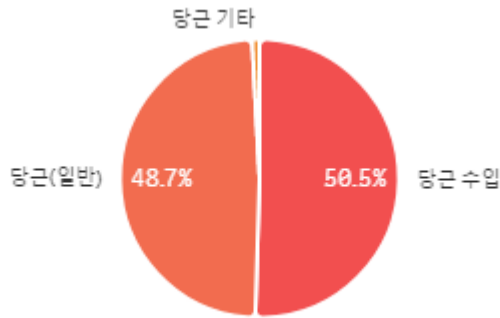
◆ 2026 ● 2025 ▲ 평년



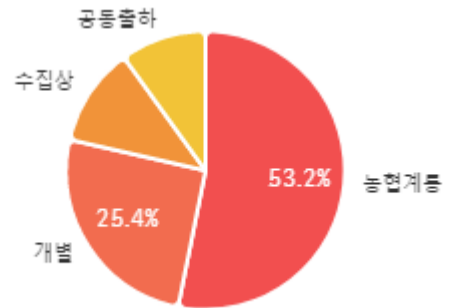
02/21 02/22 02/23 02/24 02/25 02/26 02/27

구분	금주(A)	전주(B)	전월(C)	전년(D)	평년(E)	A/B	A/C	A/D	A/E
물량(톤)	795	509	849	779	902	156.0%	93.6%	102.0%	88.1%

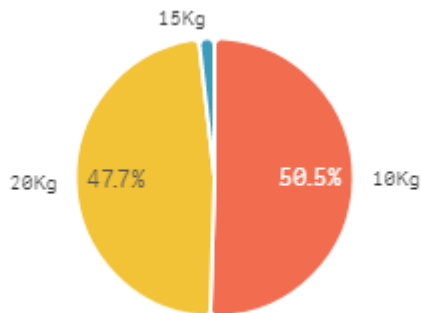
출하 품종별 거래물량 구성비



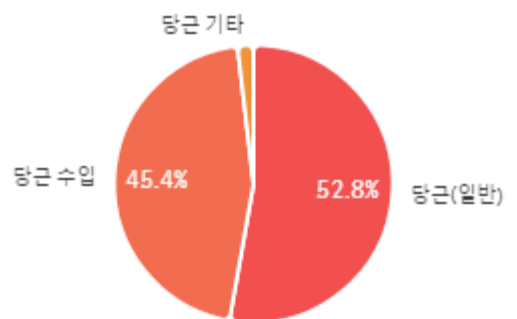
출하자별 거래물량 구성비



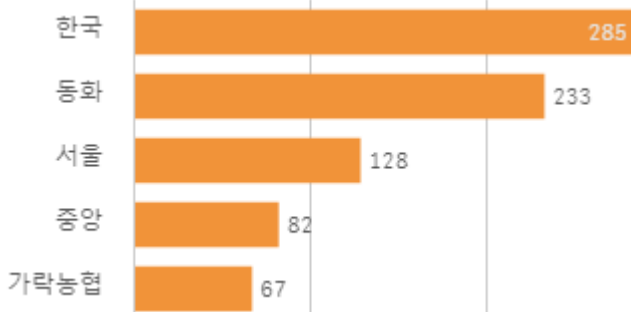
거래 단량별 물량 구성비



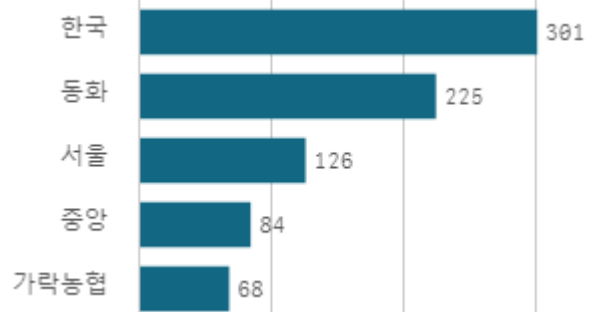
출하 품종별 거래금액 구성비



도매시장 법인별 거래물량(톤)

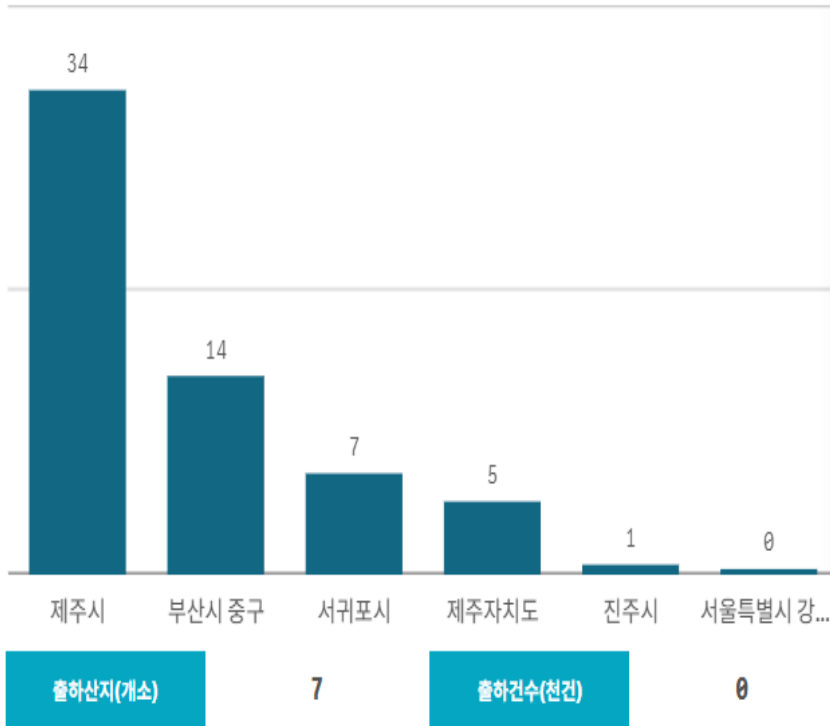


도매시장 법인별 거래금액(백만원)

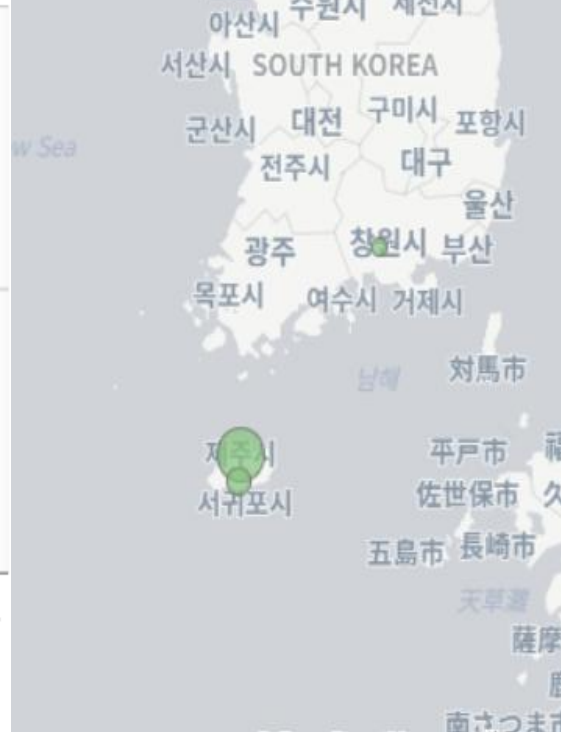


당근(20Kg)

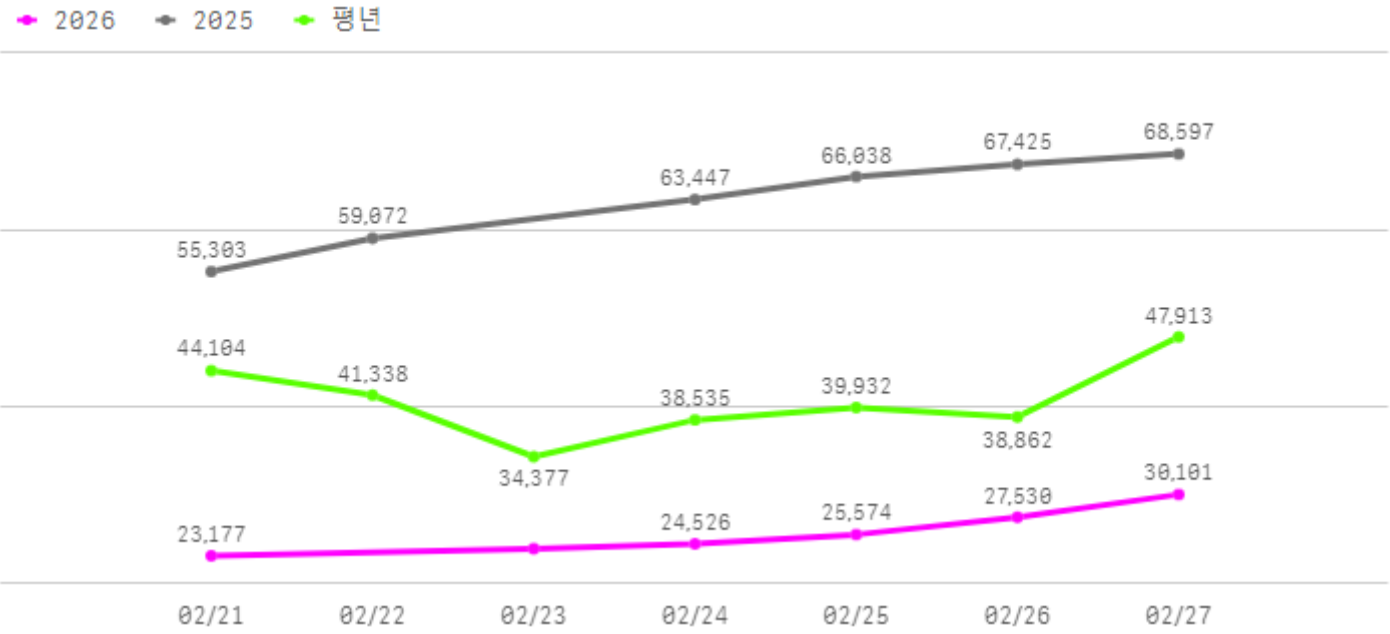
산지별 거래물량(톤)



산지별 주출하 시군구



주간 도매가격(원)



구분	금주(A)	전주(B)	전월(C)	전년(D)	평년(E)	A/B	A/C	A/D	A/E
가격(원)	25,814	22,779	22,600	63,314	40,459	113.3%	114.2%	40.8%	63.8%

※ 상품 가격 기준

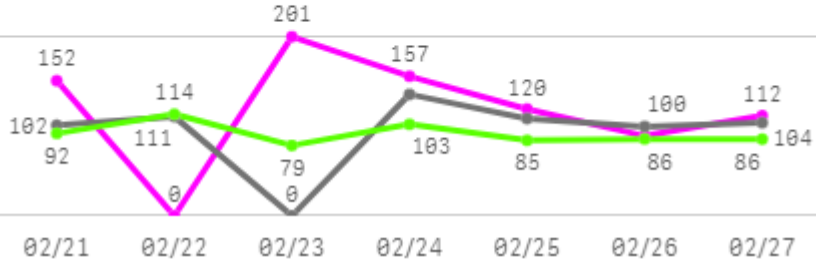
□ 당근(20Kg) 주간 가격

구분	Q	품종	Q	단량	Q	특	상	보통	하
2026-02-21		당근		20Kg		26,605	23,177	17,712	12,897
2026-02-23		당근		20Kg		26,895	23,975	19,937	13,551
2026-02-24		당근		20Kg		28,224	24,526	21,576	15,234
2026-02-25		당근		20Kg		27,794	25,574	22,270	15,594
2026-02-26		당근		20Kg		30,280	27,530	23,919	17,093
2026-02-27		당근		20Kg		31,752	30,101	26,843	19,668
평균						28,592	25,814	22,043	15,673

생고추

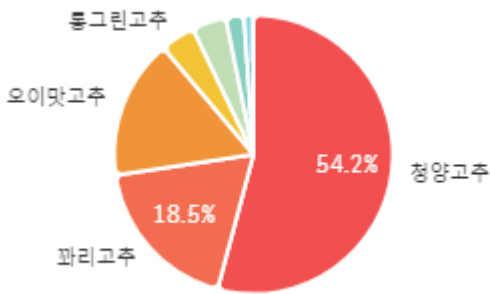
주간 반입량(톤)

◆ 2026 ● 2025 ▲ 평년

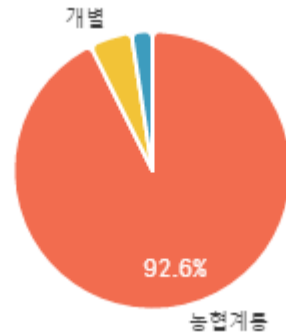


구분	금주(A)	전주(B)	전월(C)	전년(D)	평년(E)	A/B	A/C	A/D	A/E
물량(톤)	831	391	586	663	673	212.7%	141.9%	125.3%	123.4%

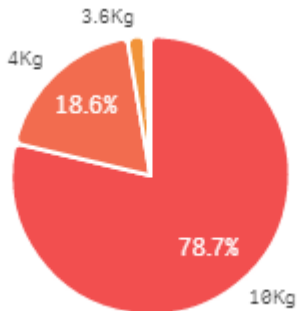
출하 품종별 거래물량 구성비



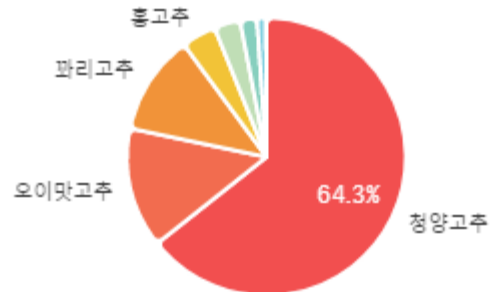
출하자별 거래물량 구성비



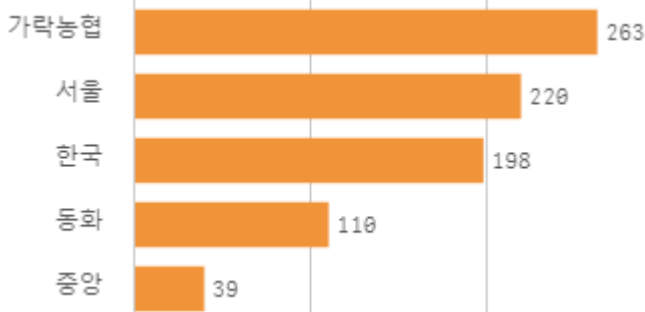
거래 단량별 물량 구성비



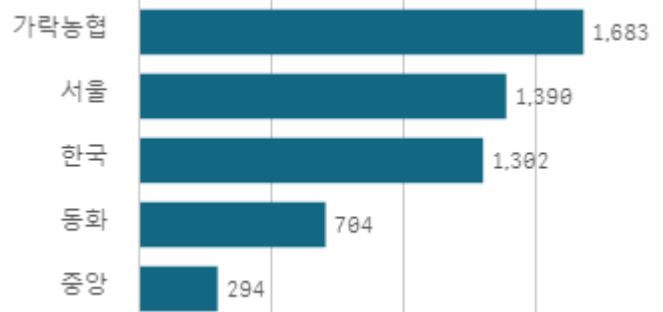
출하 품종별 거래금액 구성비



도매시장 법인별 거래물량(톤)

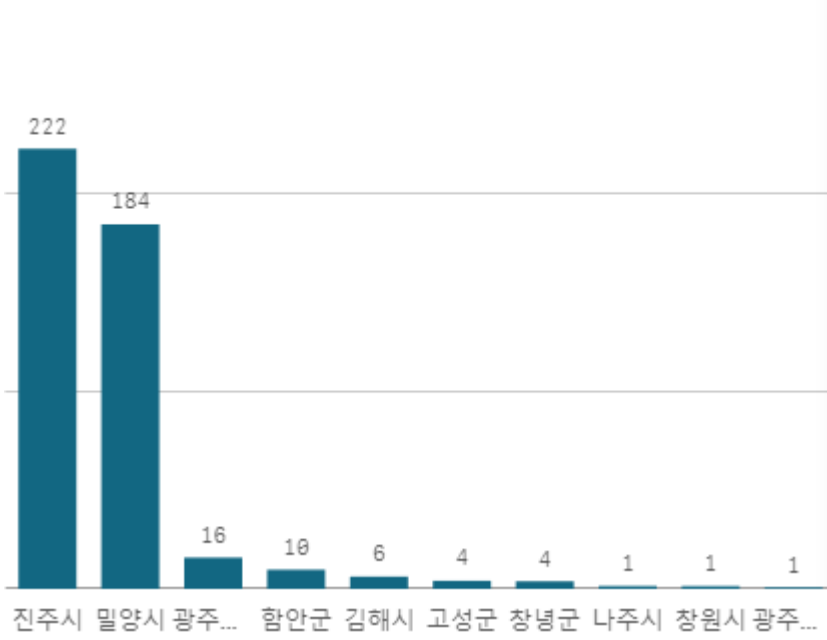


도매시장 법인별 거래금액(백만원)



청양고추(10Kg)

산지별 거래물량(톤)



출하산지(개소)

14

출하건수(천건)

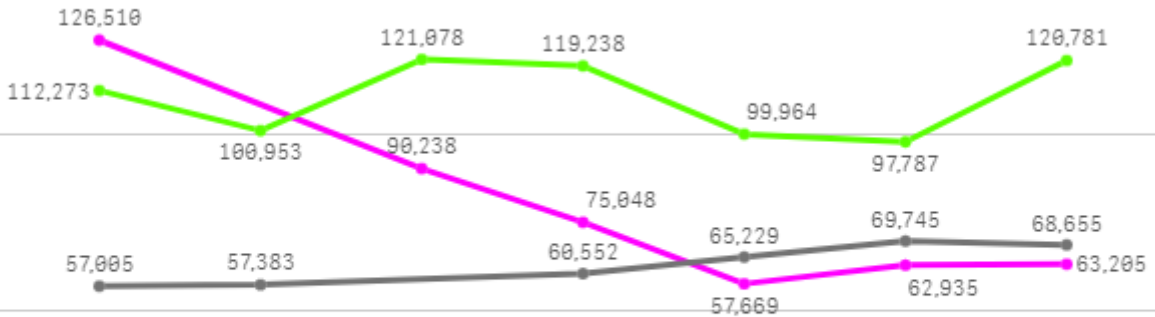
4

산지별 주출하 시군구



주간 도매가격(원)

◆ 2026 ● 2025 ◆ 평년



02/21 02/22 02/23 02/24 02/25 02/26 02/27

구분	금주(A)	전주(B)	전월(C)	전년(D)	평년(E)	A/B	A/C	A/D	A/E
가격(원)	79,268	117,372	103,658	63,095	108,333	67.5%	76.5%	125.6%	73.2%

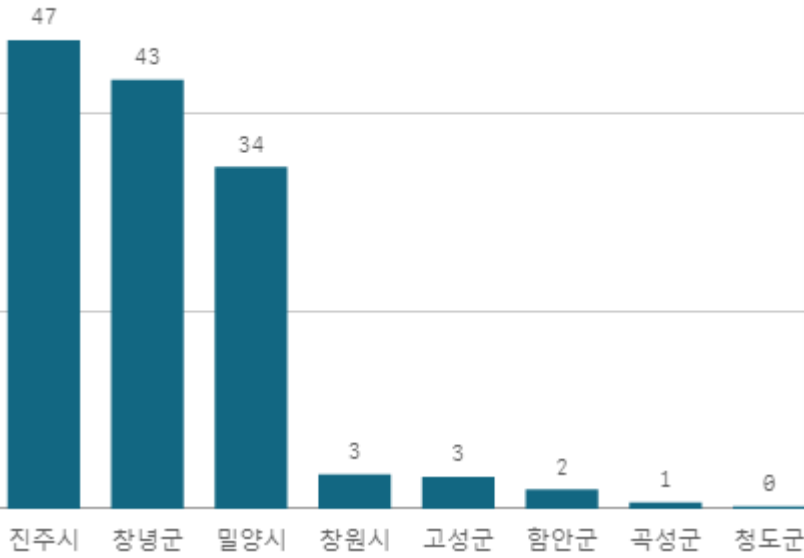
※ 상품 가격 기준

□ 청양고추(10Kg) 주간 가격

구분	Q	품종	Q	단량	Q	특	상	보통	하
2026-02-21		청양고추		10Kg		129,761	126,510	119,415	100,514
2026-02-23		청양고추		10Kg		96,390	90,238	85,978	79,034
2026-02-24		청양고추		10Kg		83,312	75,048	67,439	60,512
2026-02-25		청양고추		10Kg		59,729	57,669	55,007	47,589
2026-02-26		청양고추		10Kg		65,614	62,935	60,420	53,684
2026-02-27		청양고추		10Kg		65,166	63,205	61,687	58,174
평균						83,329	79,268	74,991	66,585

오이맛고추(10Kg)

산지별 거래물량(톤)



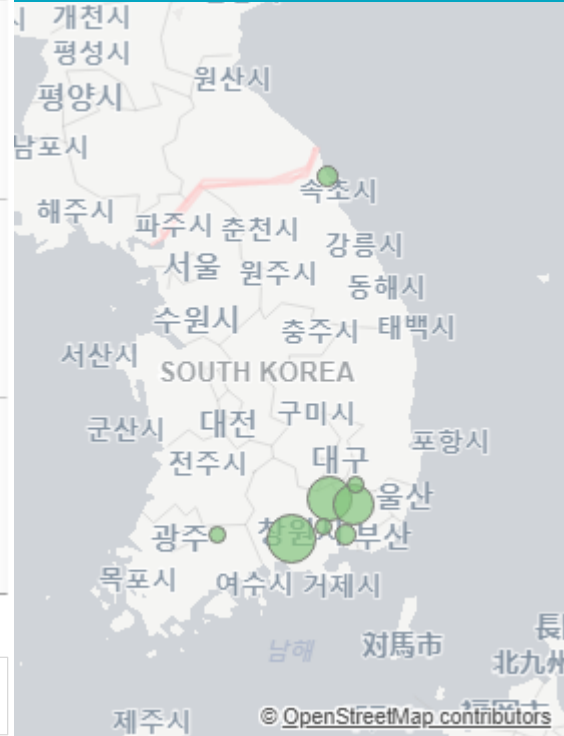
출하산지(개소)

8

출하건수(천건)

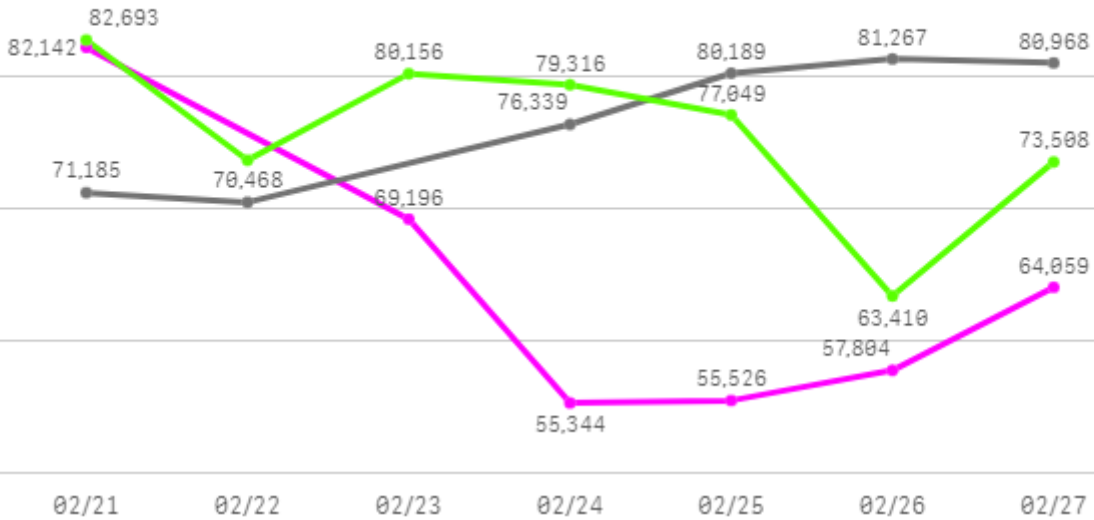
1

산지별 주출하 시군구



주간 도매가격(원)

◆ 2026 ● 2025 ▲ 평년



구분	금주(A)	전주(B)	전월(C)	전년(D)	평년(E)	A/B	A/C	A/D	A/E
가격(원)	64,012	91,056	88,807	76,736	75,809	70.3%	72.1%	83.4%	84.4%

※ 상품 가격 기준

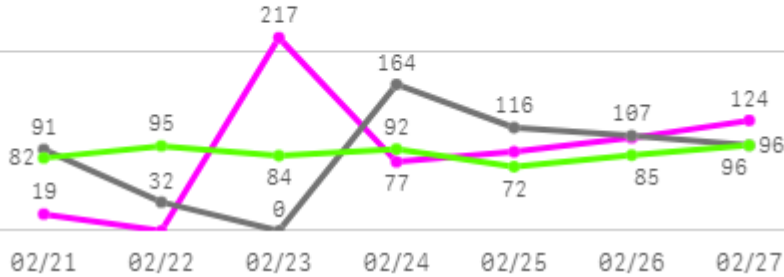
□ 오이맛고추(10Kg) 주간 가격

구분	Q	품종	Q	단량	Q	특	상	보통	하
2026-02-21		오이맛고추		10Kg		90,025	82,142	64,361	37,130
2026-02-23		오이맛고추		10Kg		77,741	69,196	55,103	32,061
2026-02-24		오이맛고추		10Kg		61,105	55,344	43,864	26,015
2026-02-25		오이맛고추		10Kg		59,057	55,526	45,245	27,668
2026-02-26		오이맛고추		10Kg		67,403	57,804	47,685	32,627
2026-02-27		오이맛고추		10Kg		76,378	64,059	51,607	35,440
평균						71,952	64,012	51,311	31,824

마늘

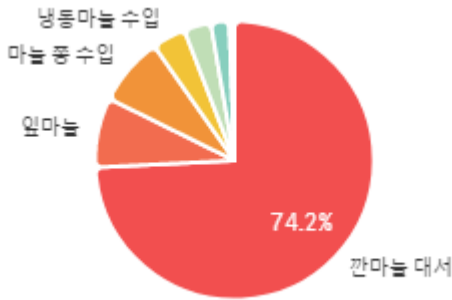
주간 반입량(톤)

◆ 2026 ● 2025 ▲ 평년

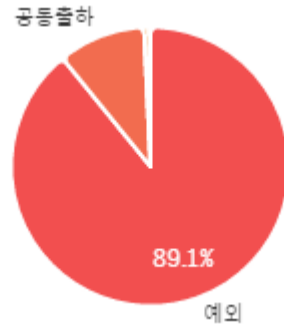


구분	금주(A)	전주(B)	전월(C)	전년(D)	평년(E)	A/B	A/C	A/D	A/E
물량(톤)	630	302	471	606	596	208.6%	133.7%	103.9%	105.7%

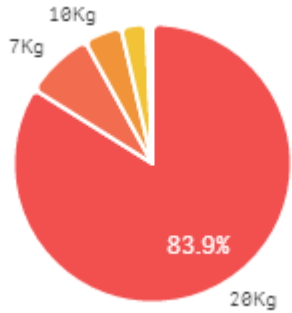
출하 품종별 거래물량 구성비



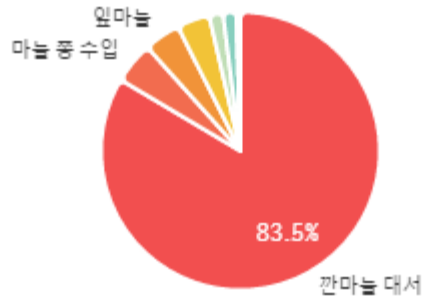
출하자별 거래물량 구성비



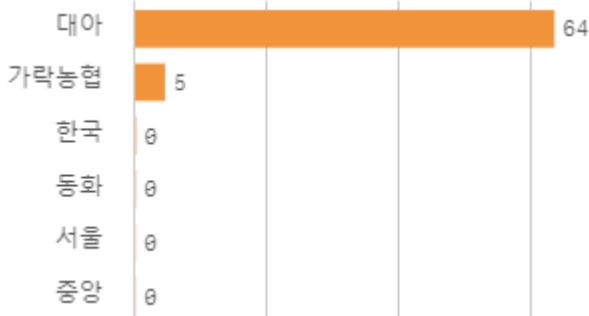
거래 단량별 물량 구성비



출하 품종별 거래금액 구성비



도매시장 법인별 거래물량(톤)

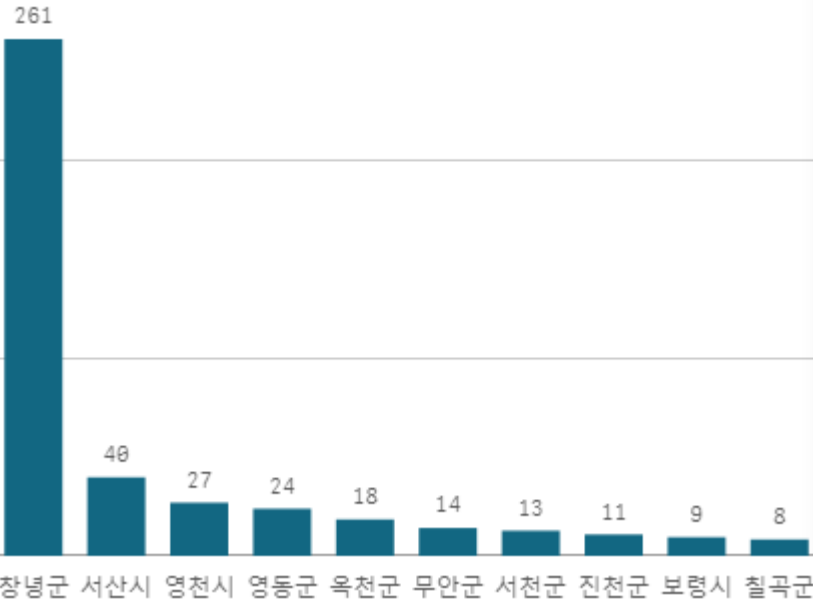


도매시장 법인별 거래금액(백만원)



깎마늘 대서(20Kg)

산지별 거래물량(톤)



출하산지(개소)

19

출하건수(천건)

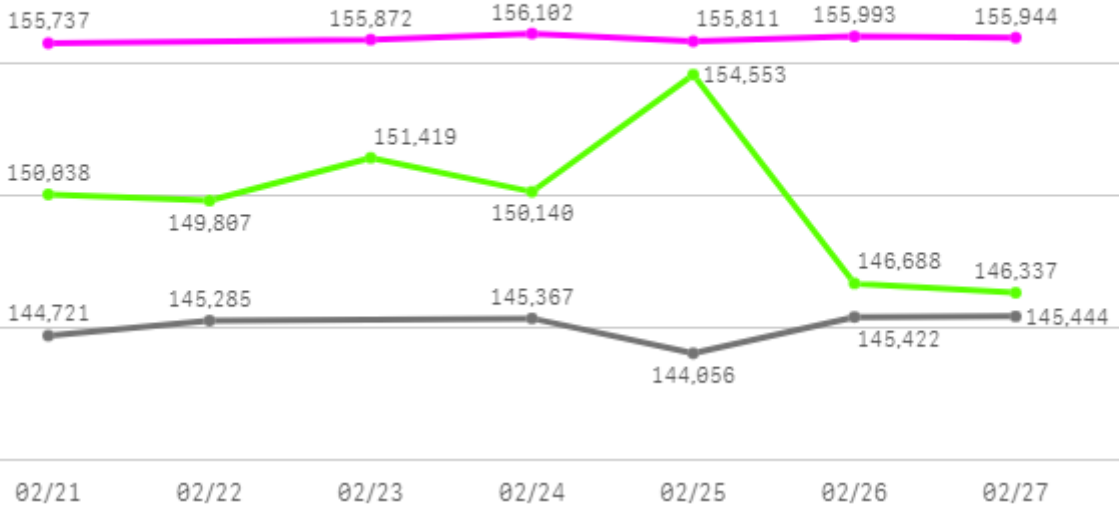
1

산지별 주출하 시군구



주간 도매가격(원)

◆ 2026 ● 2025 ◆ 평년



구분	금주(A)	전주(B)	전월(C)	전년(D)	평년(E)	A/B	A/C	A/D	A/E
가격(원)	155,910	155,850	155,695	145,049	148,802	100.0%	100.1%	107.5%	104.8%

※ 상품 가격 기준

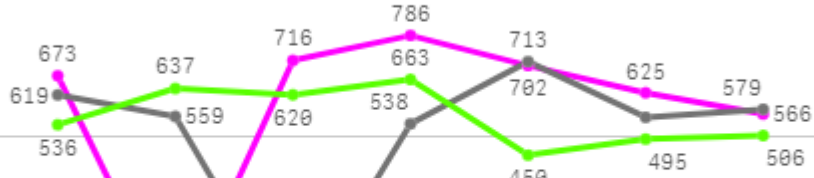
□ 깐마늘 대서(20Kg) 주간 가격

구분	Q	품종	Q	단량	Q	특	상	보통	하
2026-02-21		깐마늘 대서		20Kg		-	155,737	143,155	103,486
2026-02-23		깐마늘 대서		20Kg		-	155,872	141,482	98,483
2026-02-24		깐마늘 대서		20Kg		-	156,102	138,626	95,339
2026-02-25		깐마늘 대서		20Kg		-	155,811	143,087	92,422
2026-02-26		깐마늘 대서		20Kg		-	155,993	141,161	96,635
2026-02-27		깐마늘 대서		20Kg		-	155,944	139,054	94,459
평균						-	155,910	141,094	96,804

양파

주간 반입량(톤)

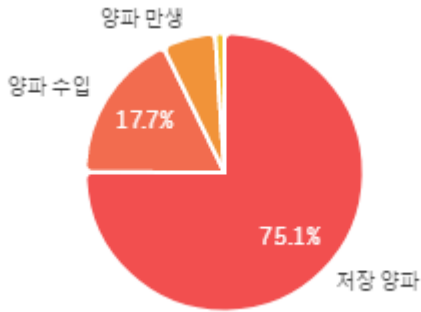
◆ 2026 ● 2025 ▲ 평년



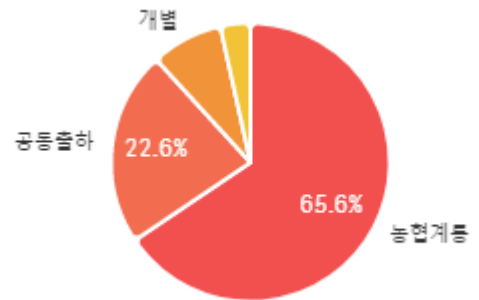
02/21 02/22 02/23 02/24 02/25 02/26 02/27

구분	금주(A)	전주(B)	전월(C)	전년(D)	평년(E)	A/B	A/C	A/D	A/E
물량(톤)	4,067	1,648	3,071	3,565	3,988	246.8%	132.4%	114.1%	102.0%

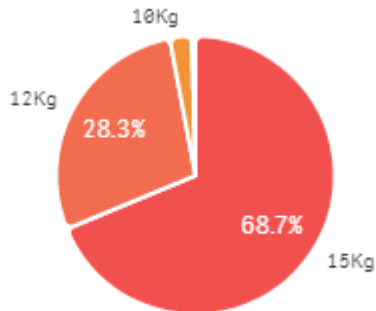
출하 품종별 거래물량 구성비



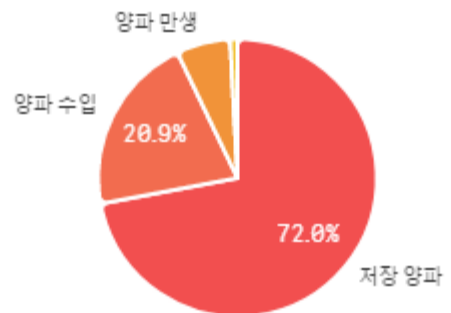
출하자별 거래물량 구성비



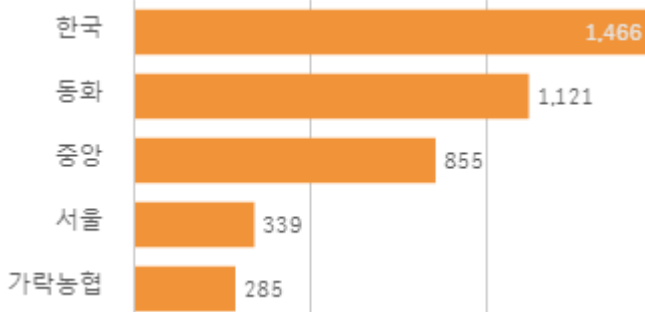
거래 단량별 물량 구성비



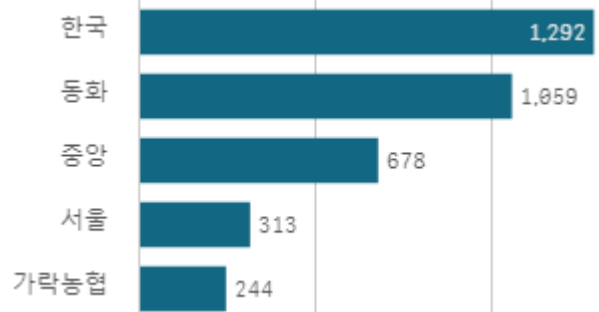
출하 품종별 거래금액 구성비



도매시장 법인별 거래물량(톤)

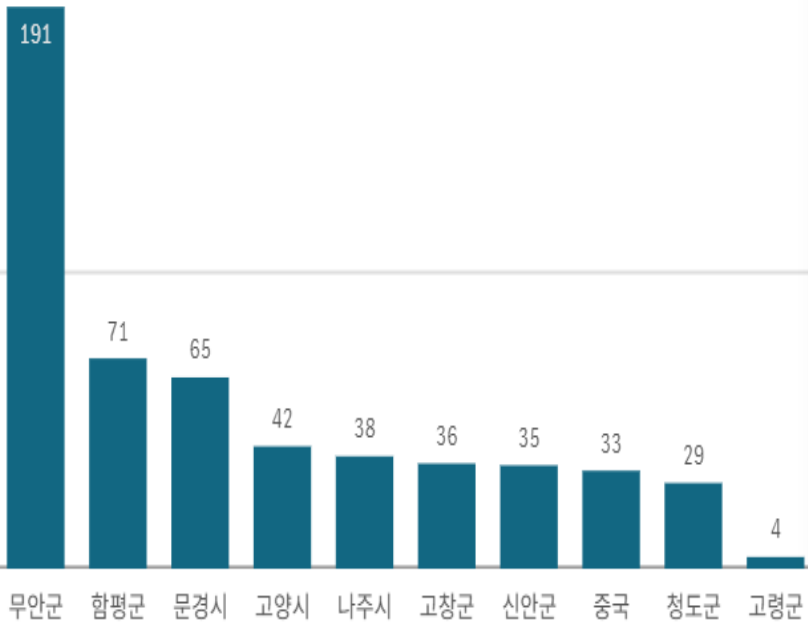


도매시장 법인별 거래금액(백만원)



양파(1Kg)

산지별 거래물량(톤)



출하산지(개소)

13

출하건수(천건)

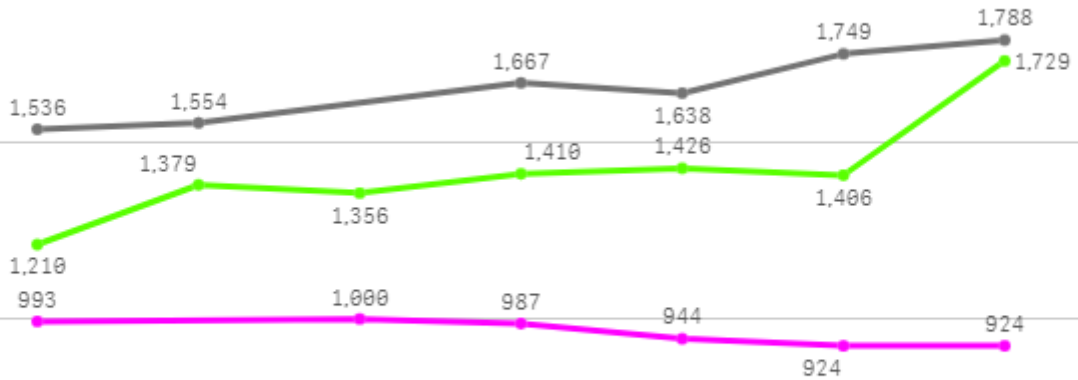
0

산지별 주출하 시군구



주간 도매가격(원)

◆ 2026 ● 2025 ◆ 평년



02/21 02/22 02/23 02/24 02/25 02/26 02/27

구분	금주(A)	전주(B)	전월(C)	전년(D)	평년(E)	A/B	A/C	A/D	A/E
가격(원)	962	1,097	1,037	1,655	1,203	87.7%	92.7%	58.1%	79.9%

※ 상품 가격 기준

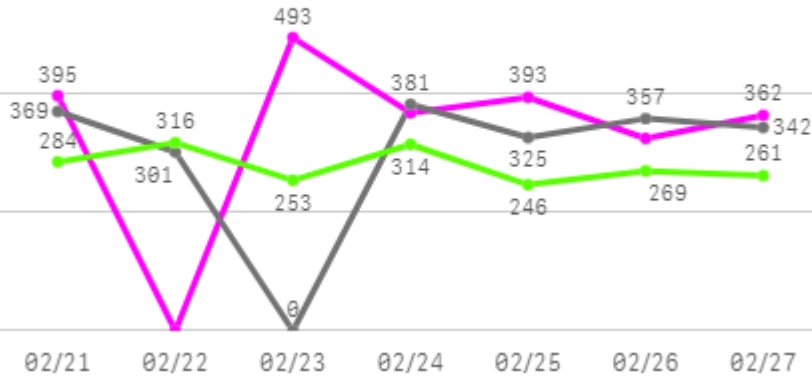
□ 양파(1Kg) 주간 가격

구분	Q	품종	Q	단량	Q	특	상	보통	하
2026-02-21		양파		1Kg		1,147	993	875	647
2026-02-23		양파		1Kg		1,142	1,000	887	728
2026-02-24		양파		1Kg		1,137	987	865	647
2026-02-25		양파		1Kg		1,058	944	793	545
2026-02-26		양파		1Kg		1,044	924	754	456
2026-02-27		양파		1Kg		1,052	924	764	515
평균						1,097	962	823	590

대파

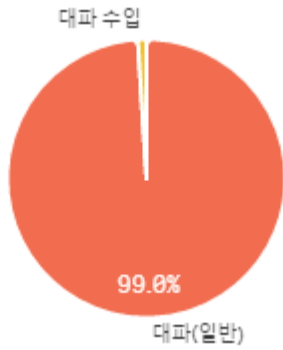
주간 반입량(톤)

◆ 2026 ● 2025 ▲ 평년

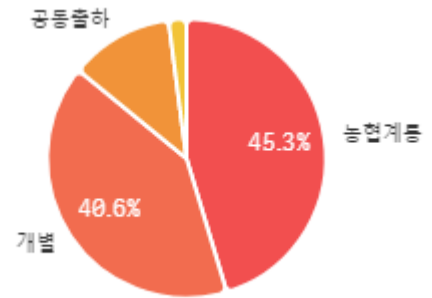


구분	금주(A)	전주(B)	전월(C)	전년(D)	평년(E)	A/B	A/C	A/D	A/E
물량(톤)	2,335	1,405	2,088	2,075	2,066	166.1%	111.8%	112.5%	113.0%

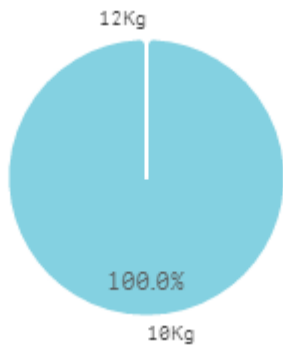
출하 품종별 거래물량 구성비



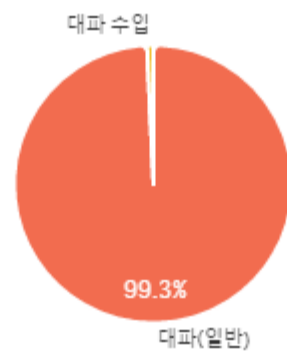
출하자별 거래물량 구성비



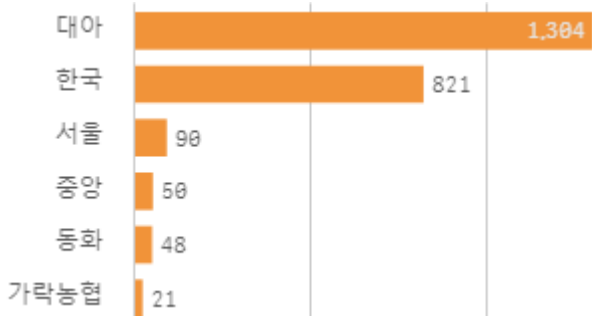
거래 단량별 물량 구성비



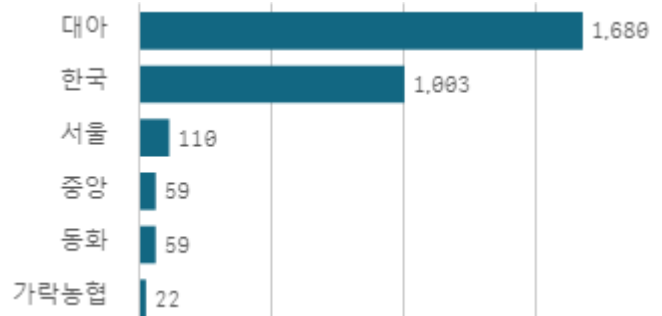
출하 품종별 거래금액 구성비



도매시장 법인별 거래물량(톤)

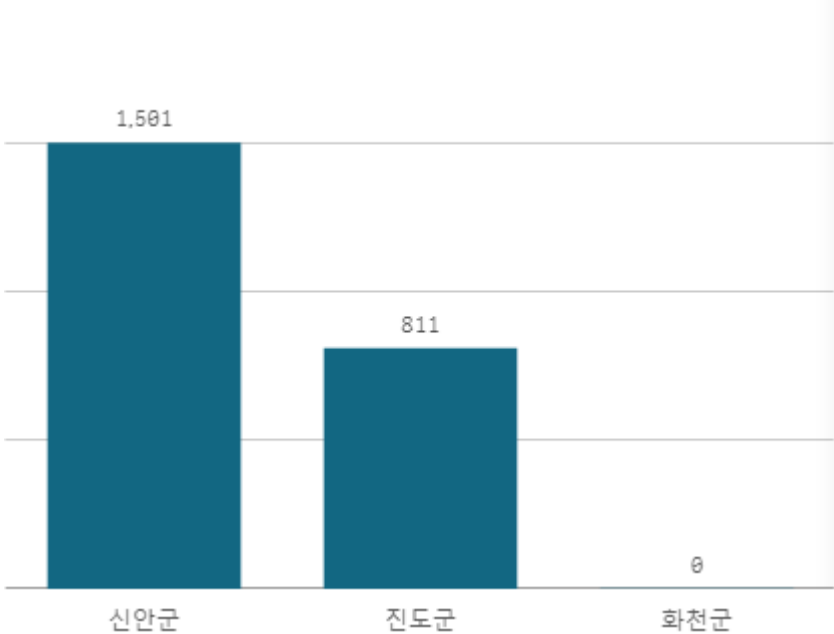


도매시장 법인별 거래금액(백만원)

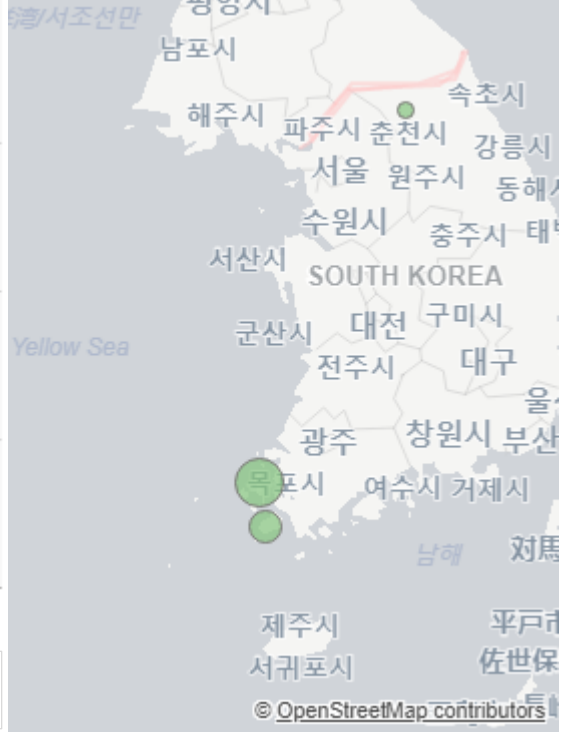


대파(일반)(1Kg)

산지별 거래물량(톤)



산지별 주출하 시군구



출하산지(개소)

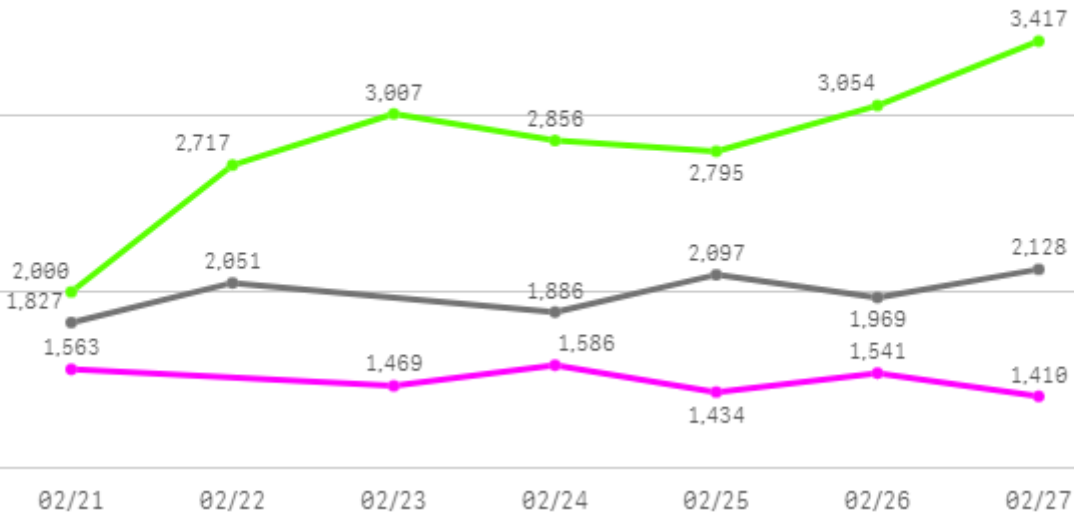
3

출하건수(천건)

1

주간 도매가격(원)

◆ 2026 ● 2025 ▲ 평년



구분	금주(A)	전주(B)	전월(C)	전년(D)	평년(E)	A/B	A/C	A/D	A/E
가격(원)	1,501	1,762	1,462	1,993	2,034	85.1%	102.6%	75.3%	73.8%

※ 상품 가격 기준

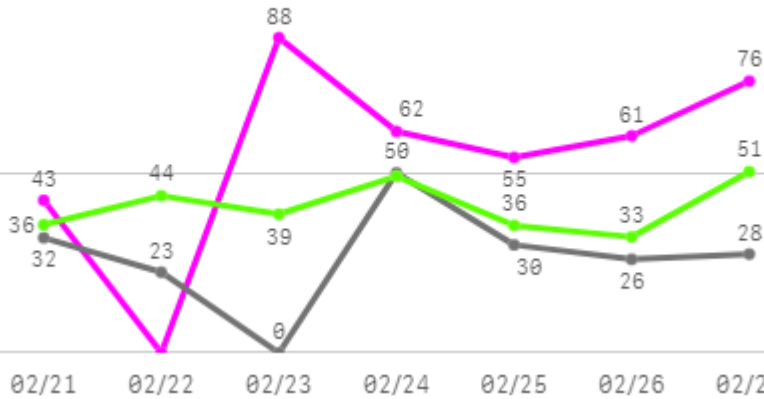
□ 대파(일반)(1Kg) 주간 가격

구분	Q	품종	Q	단량	Q	특	상	보통	하
2026-02-21		대파(일반)		1Kg		2,130	1,563	1,198	1,018
2026-02-23		대파(일반)		1Kg		1,971	1,469	1,059	811
2026-02-24		대파(일반)		1Kg		2,125	1,586	1,221	1,032
2026-02-25		대파(일반)		1Kg		2,022	1,434	1,096	952
2026-02-26		대파(일반)		1Kg		1,898	1,541	1,233	1,069
2026-02-27		대파(일반)		1Kg		1,827	1,410	1,092	935
평균						1,996	1,501	1,150	970

쪽파

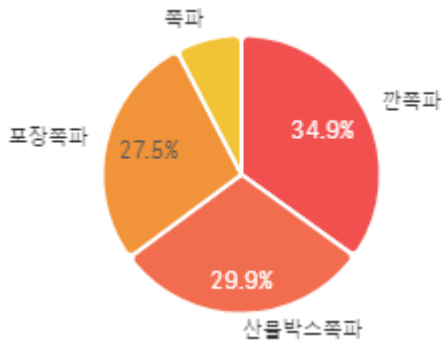
주간 반입량(톤)

2026 (파란 선) 2025 (회색 선) 평년 (초록 선)

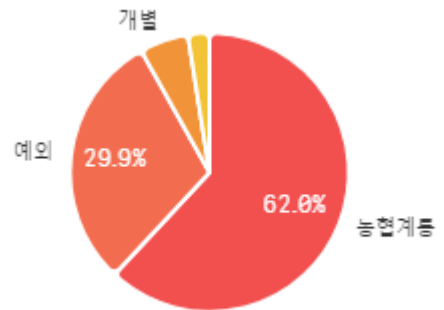


구분	금주(A)	전주(B)	전월(C)	전년(D)	평년(E)	A/B	A/C	A/D	A/E
물량(톤)	385	276	200	189	296	139.3%	192.5%	203.1%	129.8%

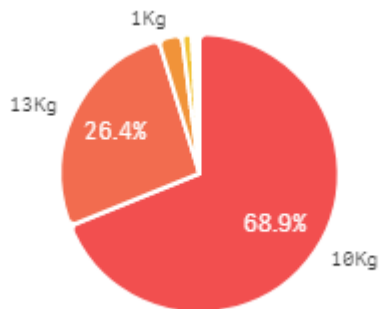
출하 품종별 거래물량 구성비



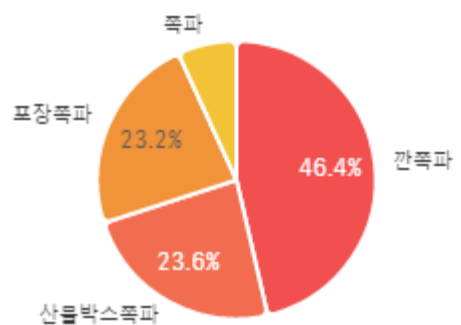
출하자별 거래물량 구성비



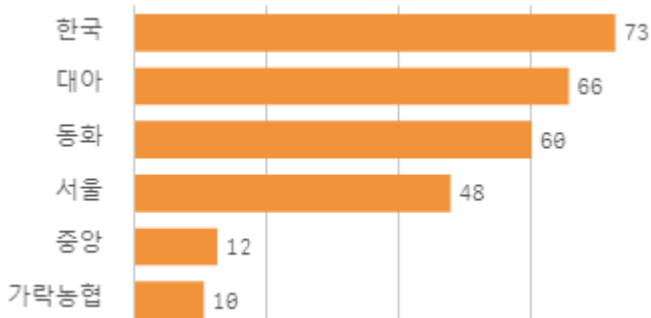
거래 단량별 물량 구성비



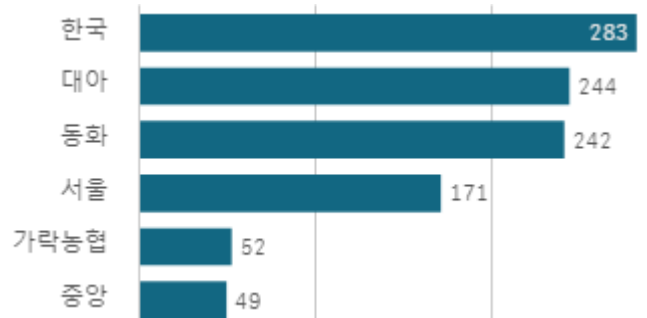
출하 품종별 거래금액 구성비



도매시장 법인별 거래물량(톤)

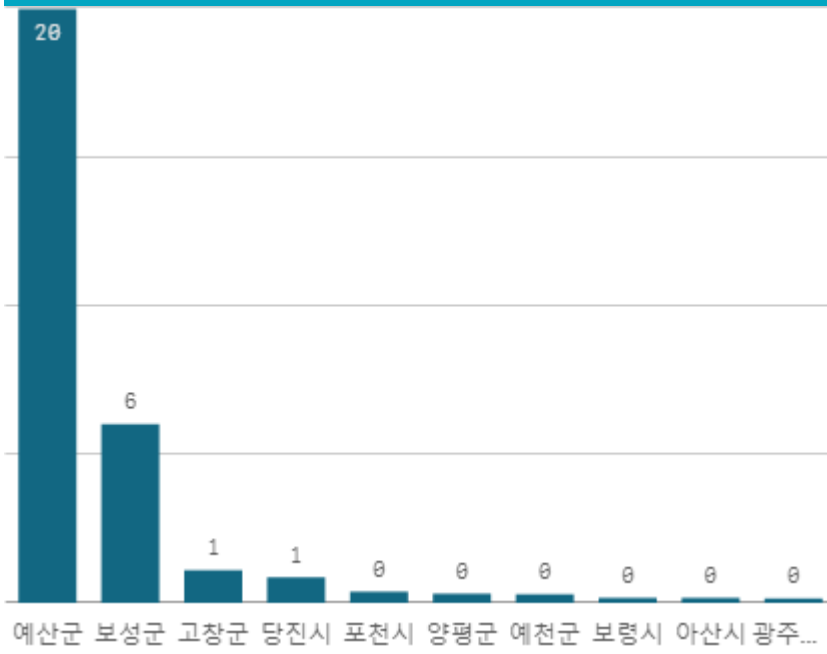


도매시장 법인별 거래금액(백만원)



쪽파(10Kg)

산지별 거래물량(톤)



산지별 주출하 시군구



출하산지(개소)

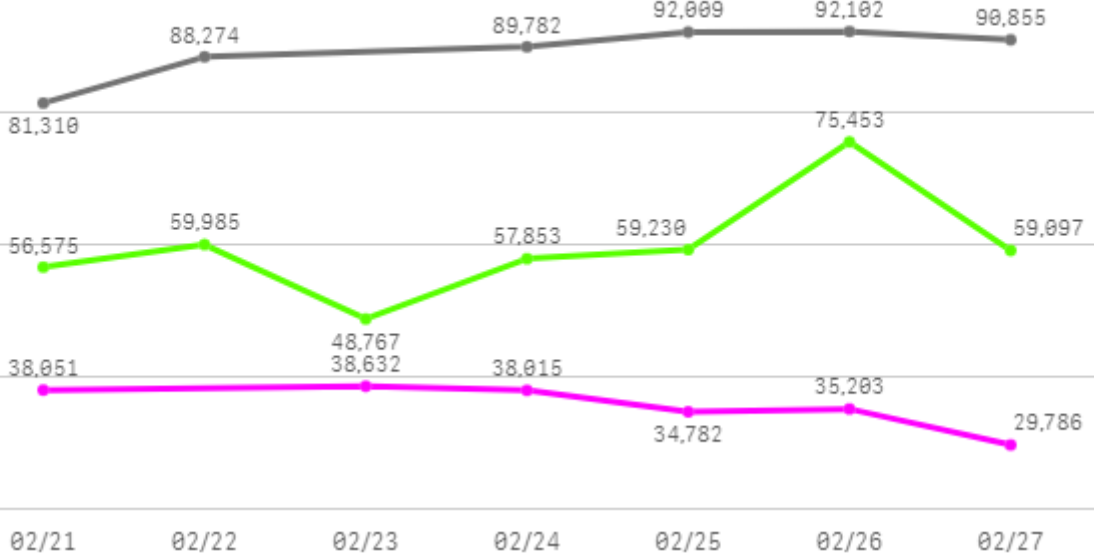
10

출하건수(천건)

0

주간 도매가격(원)

◆ 2026 ● 2025 ◆ 평년



구분	금주(A)	전주(B)	전월(C)	전년(D)	평년(E)	A/B	A/C	A/D	A/E
가격(원)	35,745	53,023	46,053	89,055	55,947	67.4%	77.6%	40.1%	63.9%

※ 상품 가격 기준

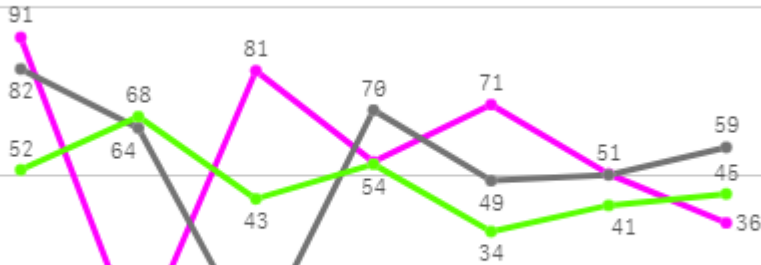
□ 쪽파(10Kg) 주간 가격

구분	Q	품종	Q	단량	Q	특	상	보통	하
2026-02-21		쪽파		10Kg		45,778	38,051	29,624	20,562
2026-02-23		쪽파		10Kg		47,362	38,632	31,417	21,902
2026-02-24		쪽파		10Kg		45,436	38,015	30,623	23,770
2026-02-25		쪽파		10Kg		39,418	34,782	29,771	22,060
2026-02-26		쪽파		10Kg		39,337	35,203	29,573	23,923
2026-02-27		쪽파		10Kg		34,711	29,786	24,913	18,880
평균						42,007	35,745	29,320	21,850

파프리카

주간 반입량(톤)

◆ 2026 ● 2025 ▲ 평년

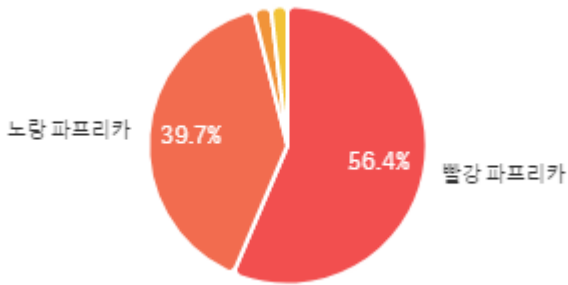


02/21 02/22 02/23 02/24 02/25 02/26 02/27

구분	금주(A)	전주(B)	전월(C)	전년(D)	평년(E)	A/B	A/C	A/D	A/E
물량(톤)	385	244	323	374	350	158.0%	119.3%	103.1%	110.2%

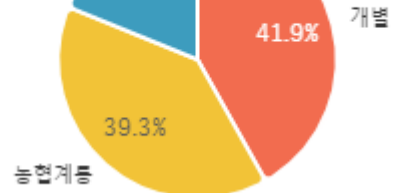
출하 품종별 거래물량 구성비

오렌지 파프리카



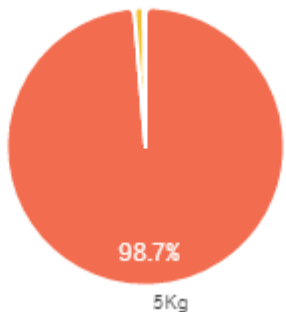
출하자별 거래물량 구성비

공동출하



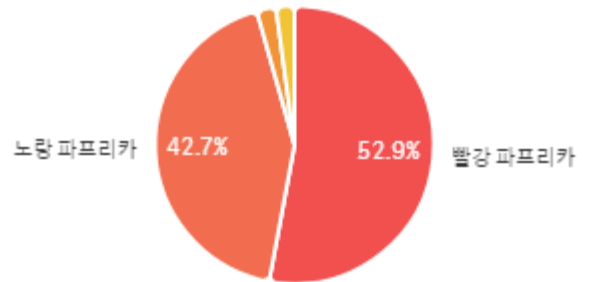
거래 단량별 물량 구성비

10Kg

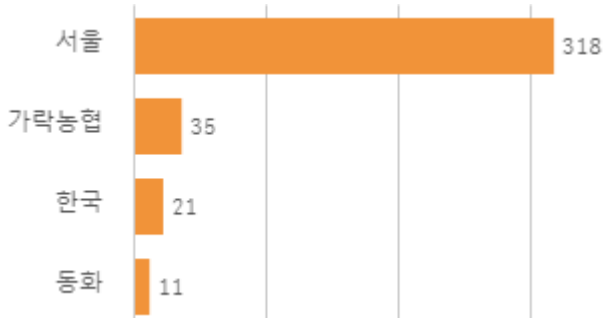


출하 품종별 거래금액 구성비

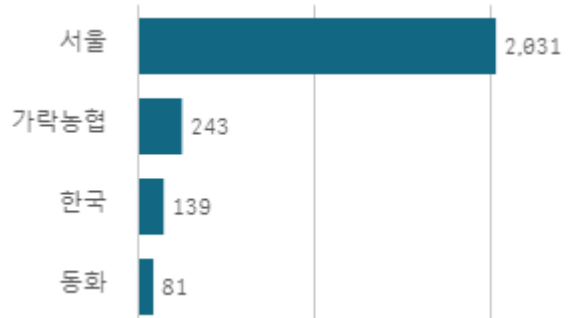
청색 파프리카



도매시장 법인별 거래물량(톤)

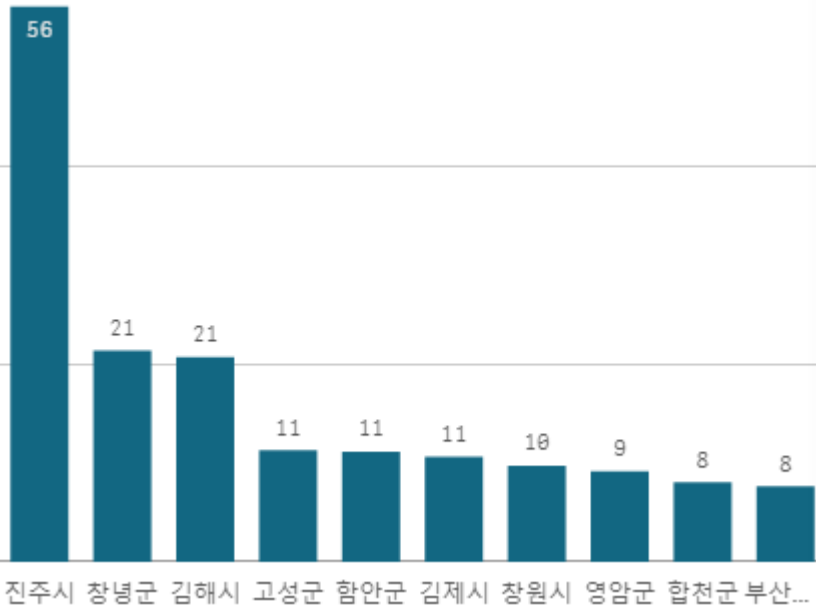


도매시장 법인별 거래금액(백만원)



빨강 파프리카(5Kg)

산지별 거래물량(톤)



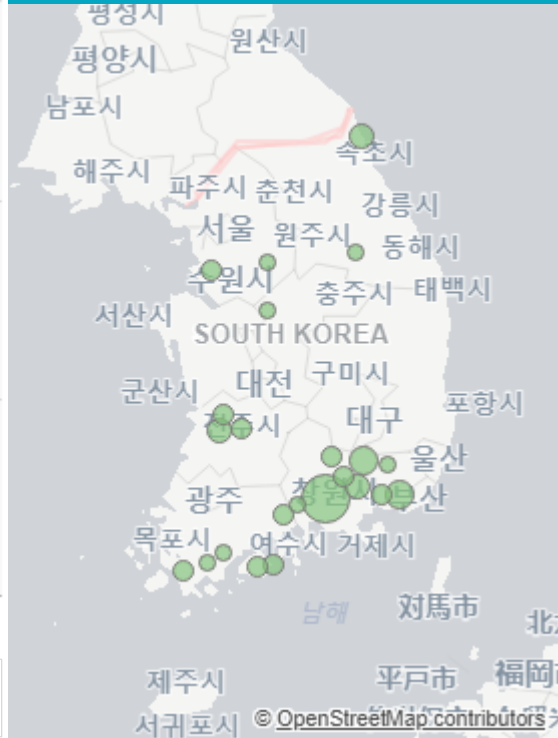
출하산지(개소)

25

출하건수(천건)

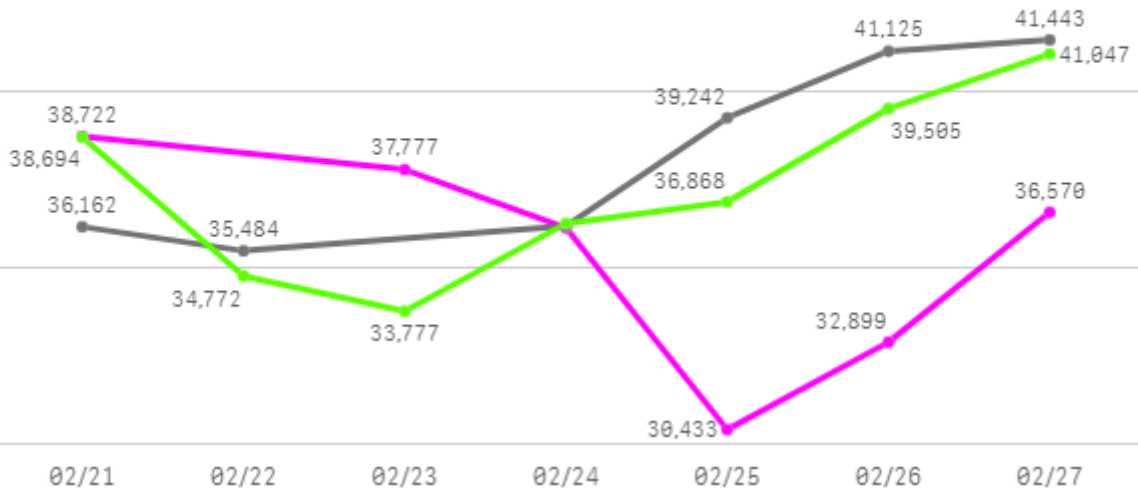
1

산지별 주출하 시군구



주간 도매가격(원)

◆ 2026 ● 2025 ◆ 평년



구분	금주(A)	전주(B)	전월(C)	전년(D)	평년(E)	A/B	A/C	A/D	A/E
가격(원)	35,422	56,596	32,571	38,273	37,257	62.6%	108.8%	92.6%	95.1%

※ 상품 가격 기준

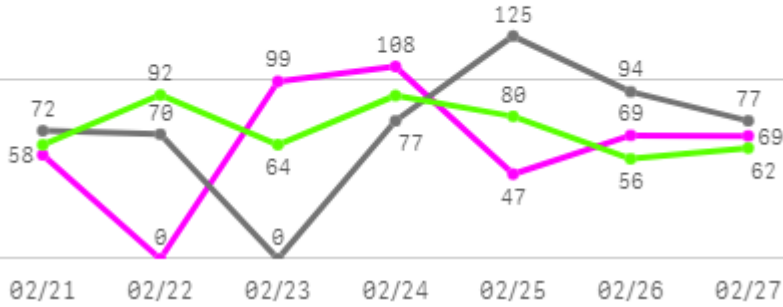
□ 빨강 파프리카(5Kg) 주간 가격

구분	Q	품종	Q	단량	Q	특	상	보통	하
2026-02-21		빨강 파프리카		5Kg		-	38,722	33,926	28,869
2026-02-23		빨강 파프리카		5Kg		-	37,777	32,352	26,823
2026-02-24		빨강 파프리카		5Kg		-	36,131	30,411	25,526
2026-02-25		빨강 파프리카		5Kg		-	30,433	27,681	24,043
2026-02-26		빨강 파프리카		5Kg		-	32,899	30,862	25,173
2026-02-27		빨강 파프리카		5Kg		-	36,570	33,803	28,342
평균						-	35,422	31,506	26,463

양상추

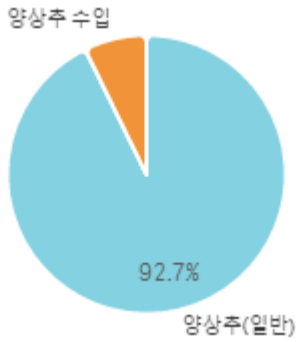
주간 반입량(톤)

◆ 2026 ● 2025 ▲ 평년

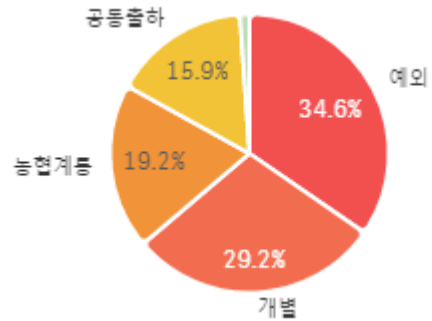


구분	금주(A)	전주(B)	전월(C)	전년(D)	평년(E)	A/B	A/C	A/D	A/E
물량(톤)	451	206	446	515	475	218.6%	101.2%	87.6%	95.0%

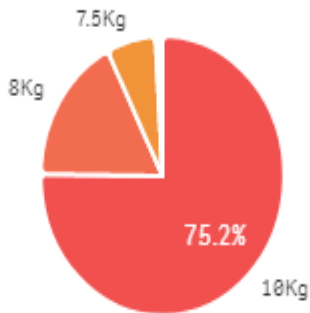
출하 품종별 거래물량 구성비



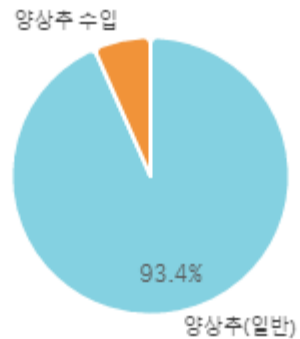
출하자별 거래물량 구성비



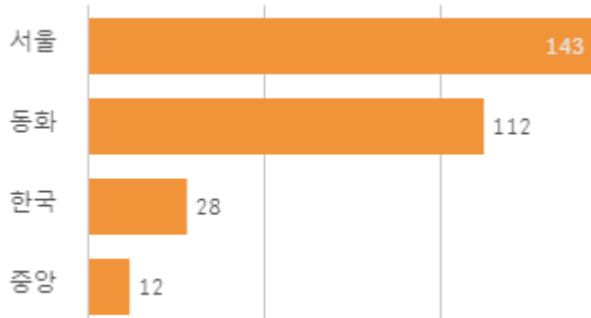
거래 단량별 물량 구성비



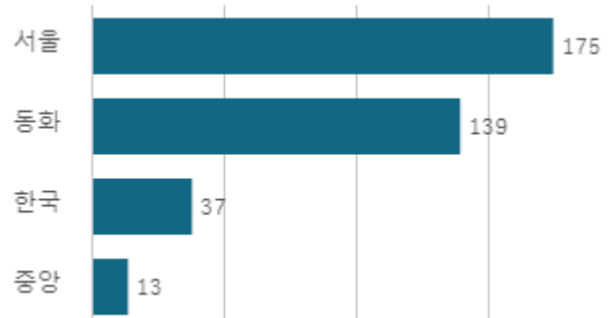
출하 품종별 거래금액 구성비



도매시장 법인별 거래물량(톤)

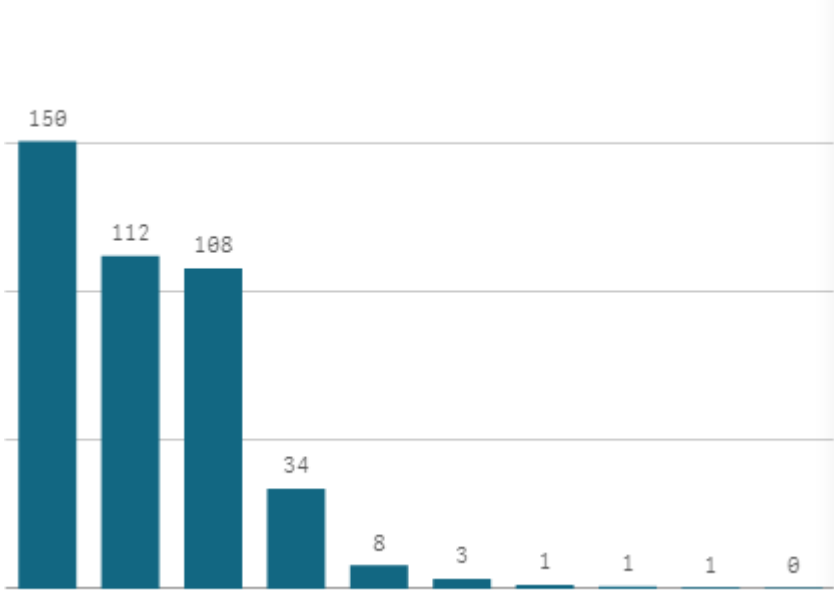


도매시장 법인별 거래금액(백만원)



양상추(일반)(12개)

산지별 거래물량(톤)



산지별 주출하 시군구



출하산지(개소)

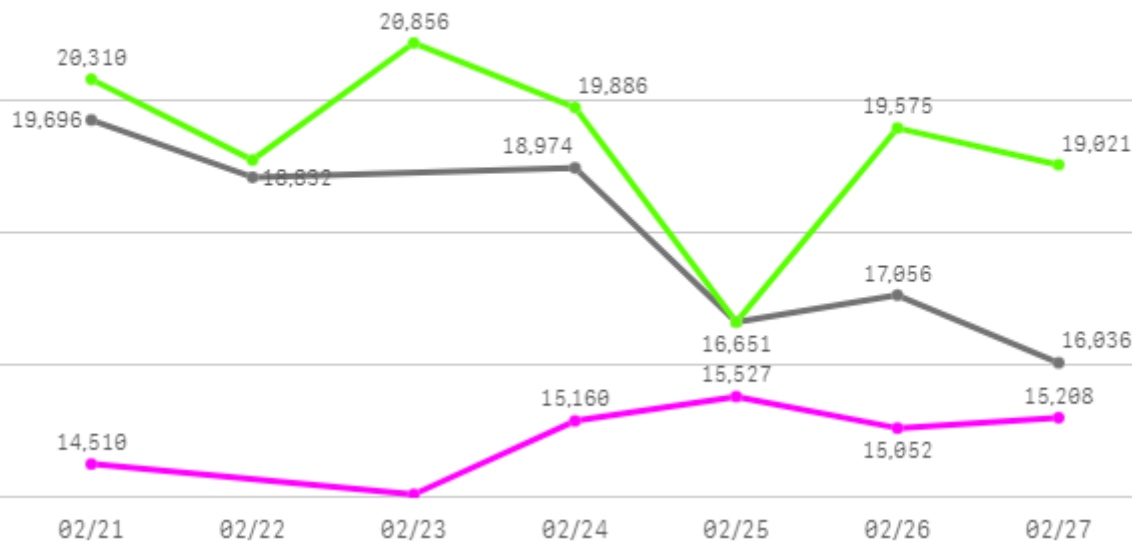
12

출하건수(천건)

1

주간 도매가격(원)

◆ 2026 ● 2025 ◆ 평년



구분	금주(A)	전주(B)	전월(C)	전년(D)	평년(E)	A/B	A/C	A/D	A/E
가격(원)	14,918	15,447	12,200	17,874	17,933	96.6%	122.3%	83.5%	83.2%

※ 상품 가격 기준

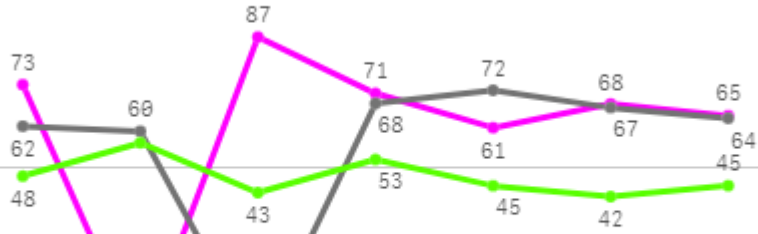
□ 양상추(일반)(12개) 주간 가격

구분	Q	품종	Q	단량	Q	특	상	보통	하
2026-02-21		양상추(일반)		12개		-	14,510	12,725	8,022
2026-02-23		양상추(일반)		12개		-	14,053	12,861	8,807
2026-02-24		양상추(일반)		12개		-	15,160	13,929	10,172
2026-02-25		양상추(일반)		12개		-	15,527	14,340	10,064
2026-02-26		양상추(일반)		12개		-	15,052	14,154	10,939
2026-02-27		양상추(일반)		12개		-	15,208	13,910	10,798
평균						-	14,918	13,653	9,800

청경채

주간 반입량(톤)

2026 2025 평년



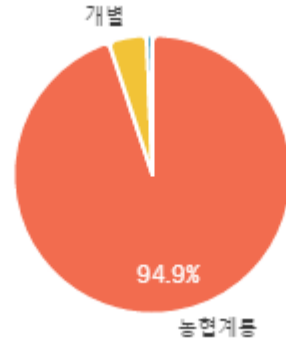
02/21 02/22 02/23 02/24 02/25 02/26 02/27

구분	금주(A)	전주(B)	전월(C)	전년(D)	평년(E)	A/B	A/C	A/D	A/E
물량(톤)	426	266	333	394	354	160.2%	127.9%	108.2%	120.1%

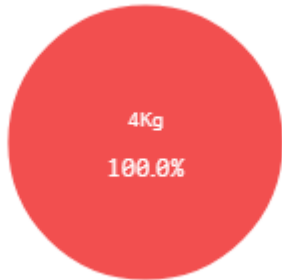
출하 품종별 거래물량 구성비



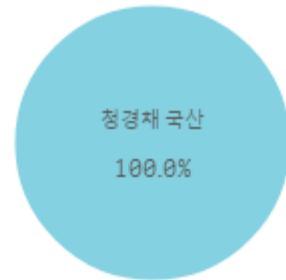
출하자별 거래물량 구성비



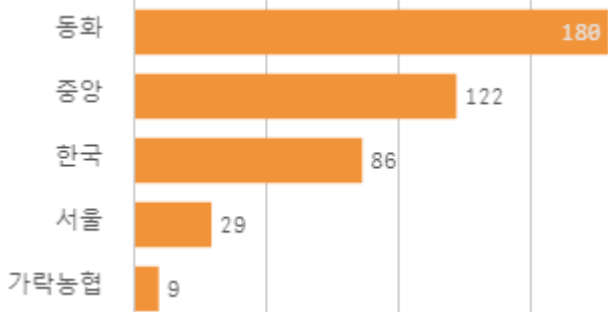
거래 단량별 물량 구성비



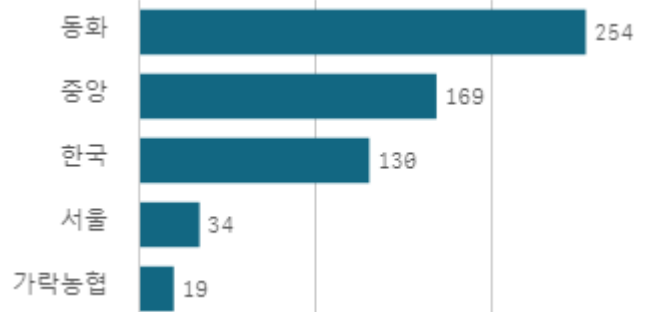
출하 품종별 거래금액 구성비



도매시장 법인별 거래물량(톤)

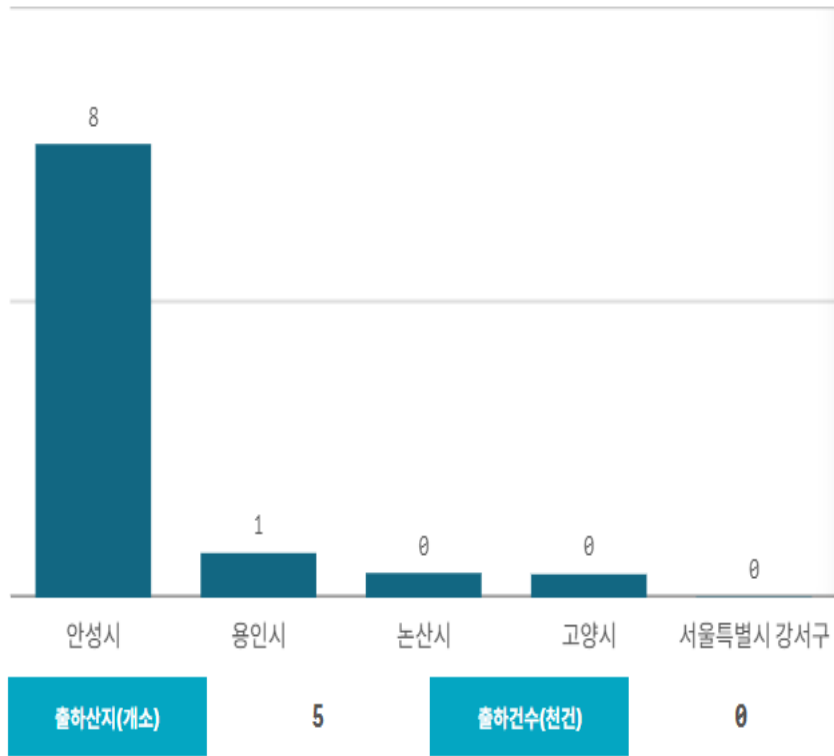


도매시장 법인별 거래금액(백만원)



청경채(4Kg)

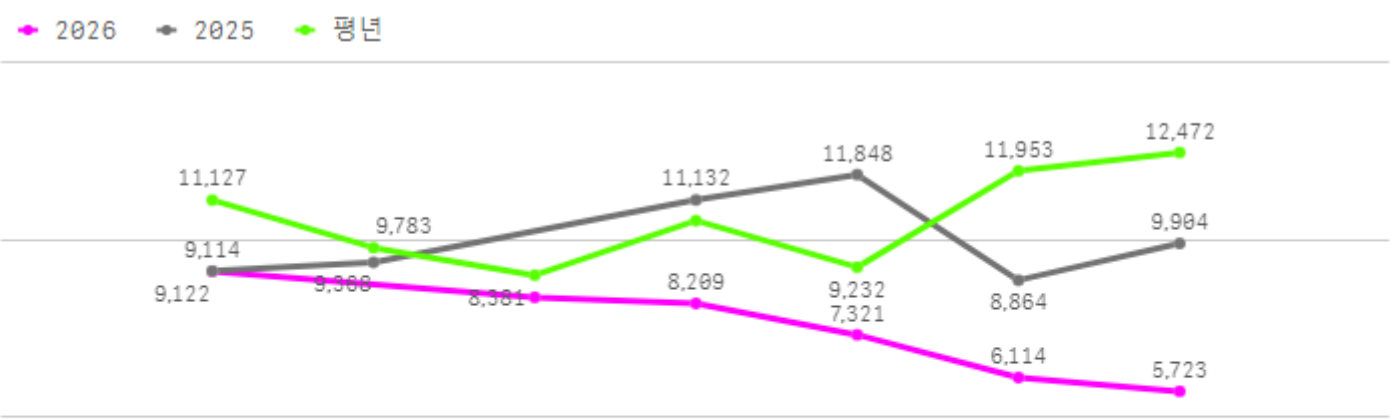
산지별 거래물량(톤)



산지별 주출하 시군구



주간 도매가격(원)



구분	금주(A)	전주(B)	전월(C)	전년(D)	평년(E)	A/B	A/C	A/D	A/E
가격(원)	7,477	10,269	13,914	10,040	10,991	72.8%	53.7%	74.5%	68.0%

※ 상품 가격 기준

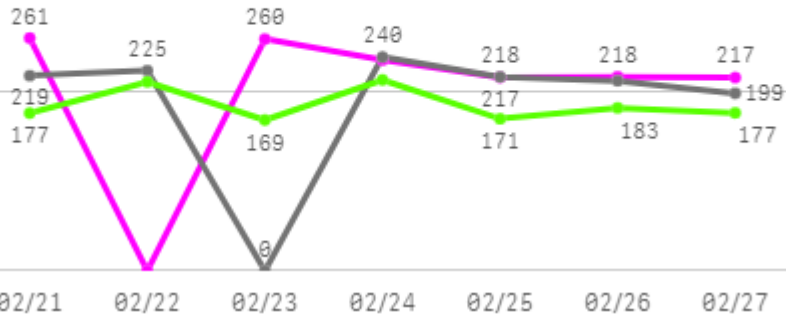
□ 청경채(4Kg) 주간 가격

구분	Q	품종	Q	단량	Q	특	상	보통	하
2026-02-21		청경채		4Kg		-	9,114	7,725	5,305
2026-02-23		청경채		4Kg		-	8,381	7,128	5,563
2026-02-24		청경채		4Kg		-	8,209	6,501	4,475
2026-02-25		청경채		4Kg		-	7,321	5,436	3,776
2026-02-26		청경채		4Kg		-	6,114	4,330	2,983
2026-02-27		청경채		4Kg		-	5,723	4,386	3,140
평균						-	7,477	5,918	4,207

버섯

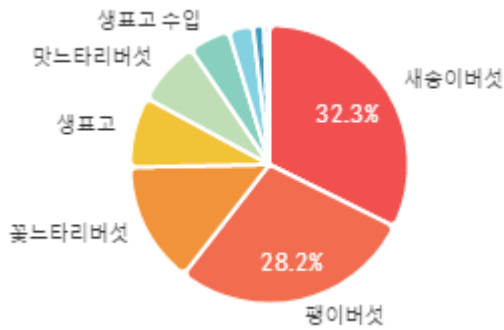
주간 반입량(톤)

◆ 2026 ● 2025 ▲ 평년

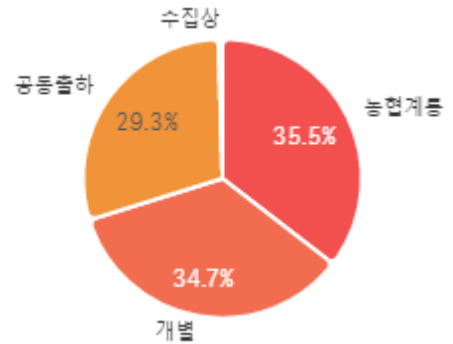


구분	금주(A)	전주(B)	전월(C)	전년(D)	평년(E)	A/B	A/C	A/D	A/E
물량(톤)	1,409	882	1,327	1,313	1,319	159.8%	106.2%	107.3%	106.8%

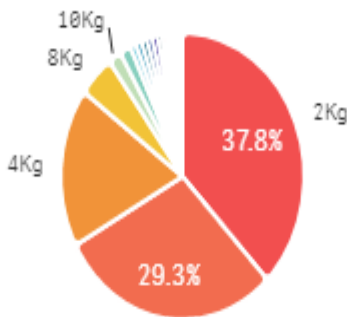
출하 품종별 거래물량 구성비



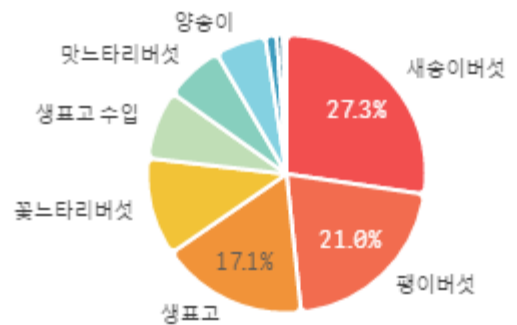
출하자별 거래물량 구성비



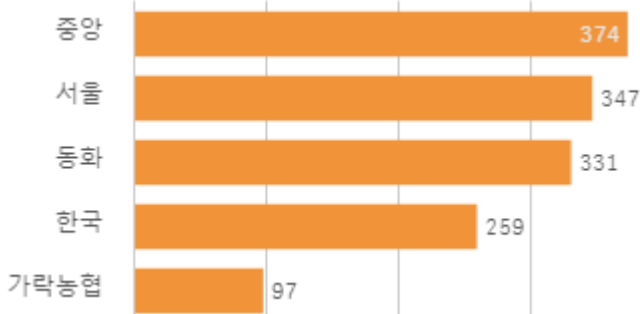
거래 단량별 물량 구성비



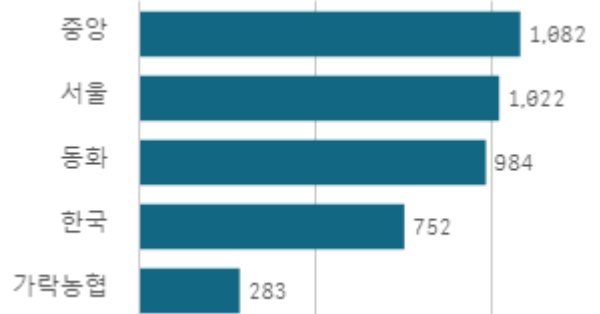
출하 품종별 거래금액 구성비



도매시장 법인별 거래물량(톤)

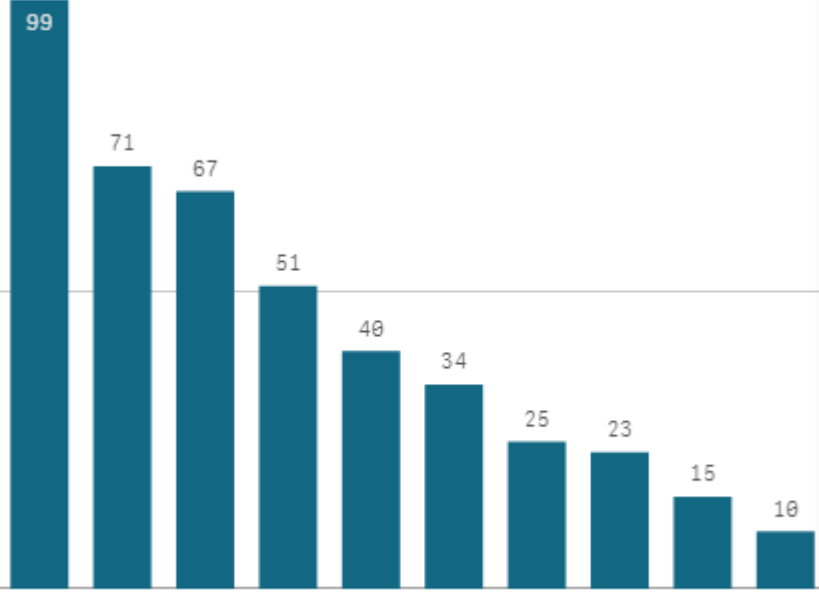


도매시장 법인별 거래금액(백만원)



새송이버섯(2Kg)

산지별 거래물량(톤)



출하산지(개소)

18

출하건수(천건)

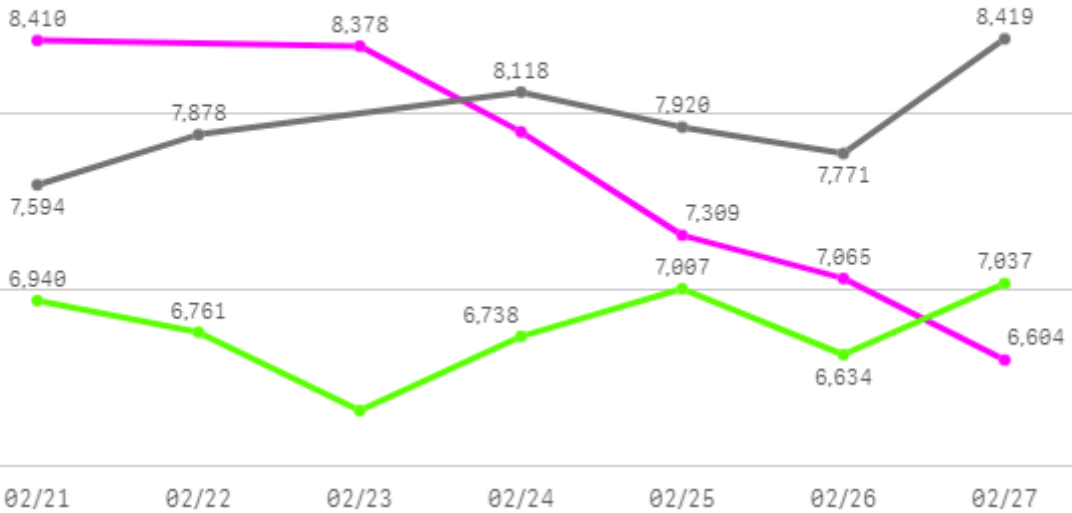
3

산지별 주출하 시군구



주간 도매가격(원)

◆ 2026 ● 2025 ◆ 평년



구분	금주(A)	전주(B)	전월(C)	전년(D)	평년(E)	A/B	A/C	A/D	A/E
가격(원)	7,610	9,298	7,354	7,950	7,191	81.8%	103.5%	95.7%	105.8%

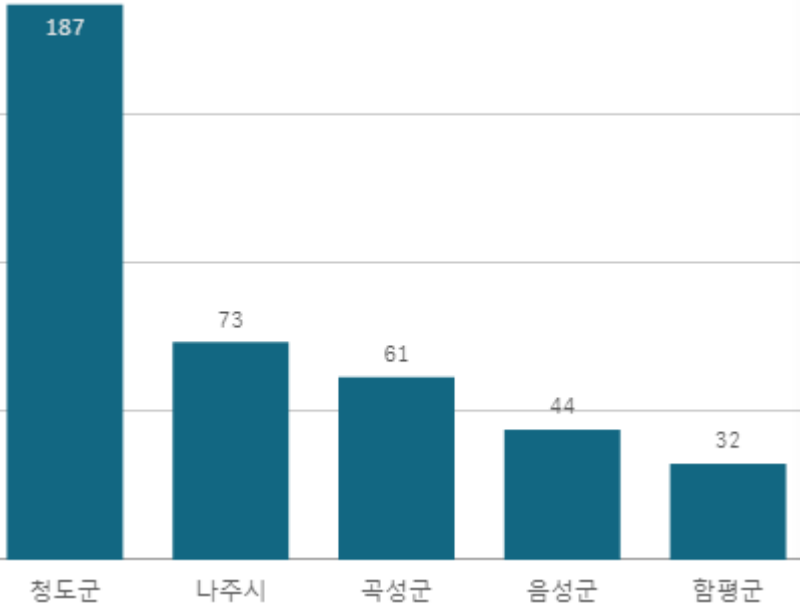
※ 상품 가격 기준

□ 새송이버섯(2Kg) 주간 가격

구분	Q	품종	Q	단량	Q	특	상	보통	하
2026-02-21		새송이버섯		2Kg		9,000	8,410	7,274	3,666
2026-02-23		새송이버섯		2Kg		8,926	8,378	7,582	3,451
2026-02-24		새송이버섯		2Kg		8,388	7,893	7,160	3,743
2026-02-25		새송이버섯		2Kg		7,834	7,309	6,732	4,131
2026-02-26		새송이버섯		2Kg		7,765	7,065	6,294	3,821
2026-02-27		새송이버섯		2Kg		7,620	6,604	5,856	2,975
평균						8,256	7,610	6,816	3,631

팬이버섯(5Kg)

산지별 거래물량(톤)



출하산지(개소)

5

출하건수(천건)

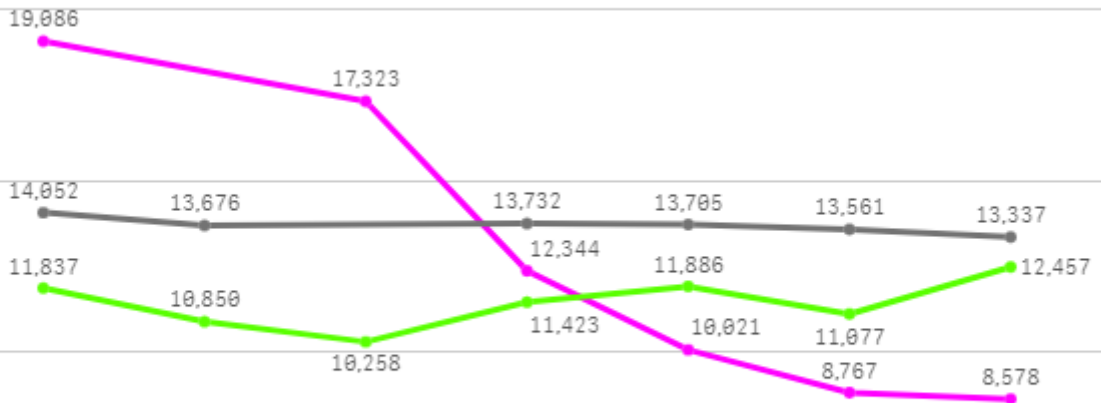
2

산지별 주출하 시군구



주간 도매가격(원)

◆ 2026 ● 2025 ◆ 평년



02/21 02/22 02/23 02/24 02/25 02/26 02/27

구분	금주(A)	전주(B)	전월(C)	전년(D)	평년(E)	A/B	A/C	A/D	A/E
가격(원)	12,687	18,577	9,780	13,677	12,225	68.3%	129.7%	92.8%	103.8%

※ 상품 가격 기준

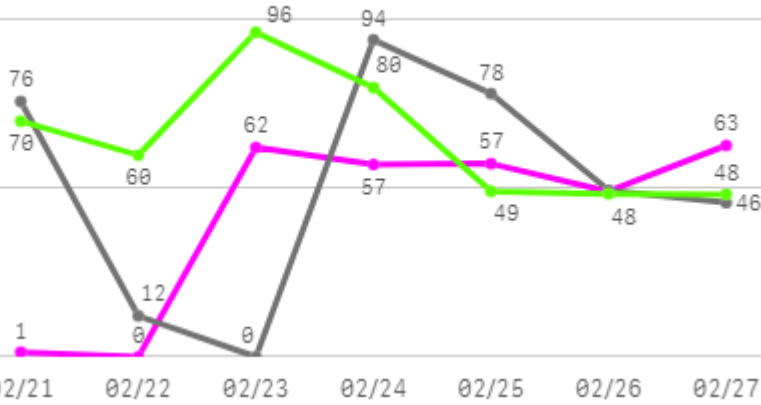
□ 팽이버섯(5Kg) 주간 가격

구분	Q	품종	Q	단량	Q	특	상	보통	하
2026-02-21		팽이버섯		5Kg		20,980	19,086	16,034	14,674
2026-02-23		팽이버섯		5Kg		20,579	17,323	12,706	11,031
2026-02-24		팽이버섯		5Kg		16,335	12,344	9,785	8,718
2026-02-25		팽이버섯		5Kg		12,086	10,021	8,407	7,683
2026-02-26		팽이버섯		5Kg		9,964	8,767	7,443	6,670
2026-02-27		팽이버섯		5Kg		9,013	8,578	7,291	6,520
평균						14,826	12,687	10,278	9,216

사과

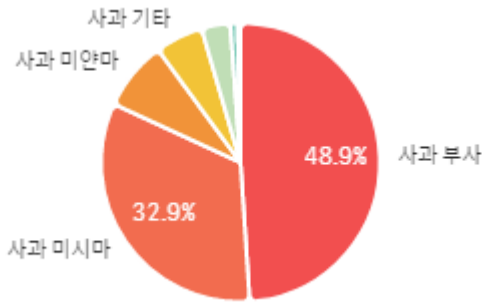
주간 반입량(톤)

● 2026 ● 2025 ● 평년

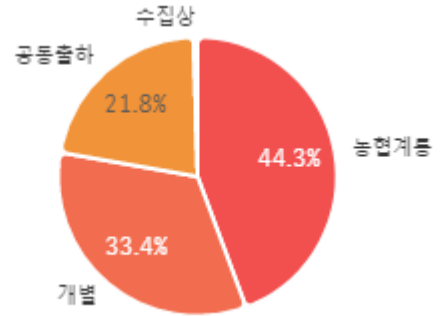


구분	금주(A)	전주(B)	전월(C)	전년(D)	평년(E)	A/B	A/C	A/D	A/E
물량(톤)	290	25	508	356	412	1153.9%	57.1%	81.6%	70.5%

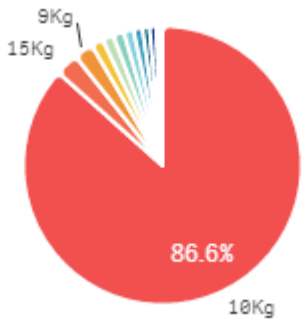
출하 품종별 거래물량 구성비



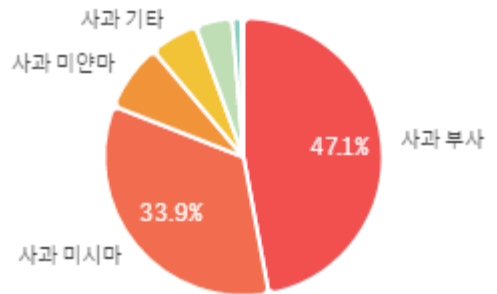
출하자별 거래물량 구성비



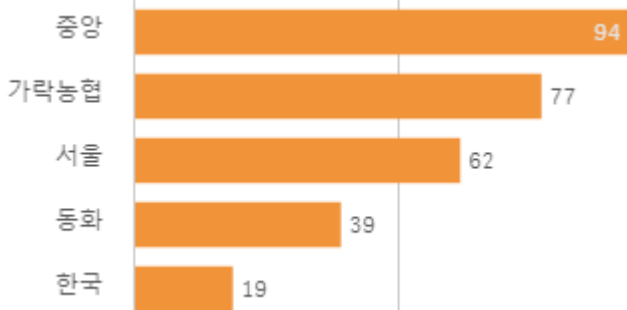
거래 단량별 물량 구성비



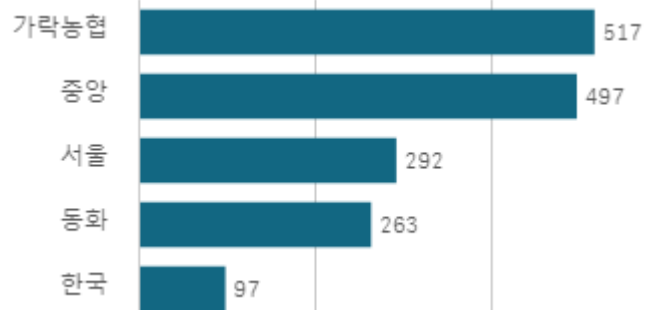
출하 품종별 거래금액 구성비



도매시장 법인별 거래물량(톤)

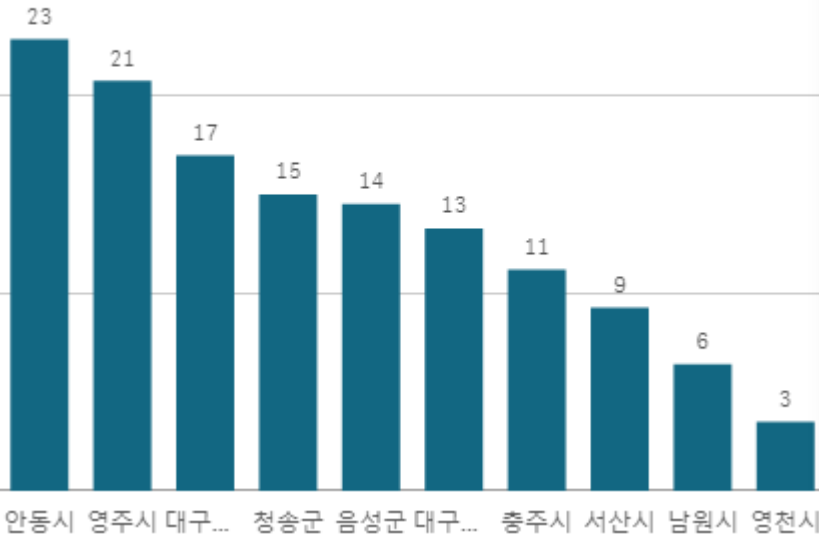


도매시장 법인별 거래금액(백만원)



사과 부사(10Kg)

산지별 거래물량(톤)



출하산지(개소)

16

출하건수(천건)

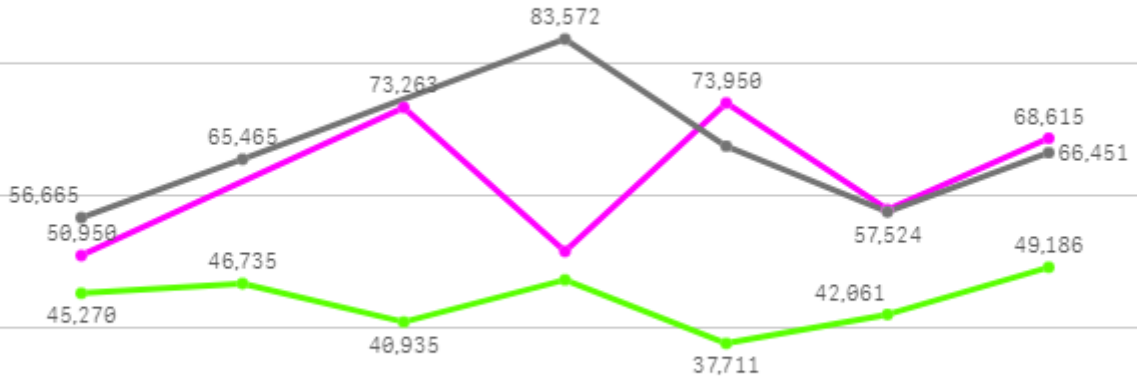
0

산지별 주출하 시군구



주간 도매가격(원)

2026 (Magenta) 2025 (Grey) 평년 (Green)



02/21 02/22 02/23 02/24 02/25 02/26 02/27

구분	금주(A)	전주(B)	전월(C)	전년(D)	평년(E)	A/B	A/C	A/D	A/E
가격(원)	62,705	50,950	88,670	66,185	48,881	123.1%	70.7%	94.7%	128.3%

※ 상품 가격 기준

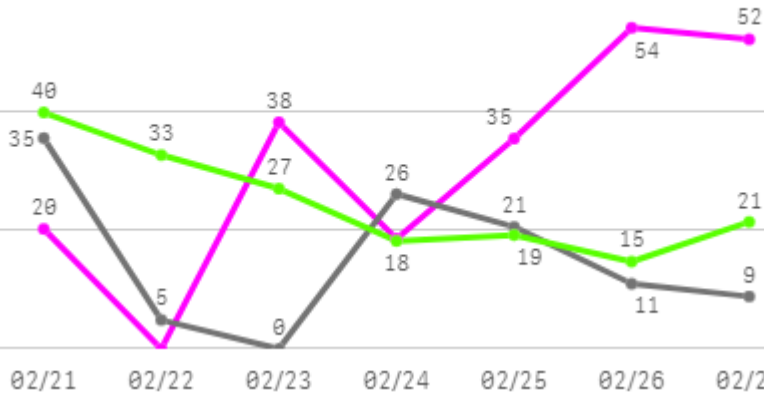
□ 사과 부사(10Kg) 주간 가격

구분	Q	품종	Q	단량	Q	특	상	보통	하
2026-02-21		사과 부사		10Kg		58,441	50,950	45,001	35,613
2026-02-23		사과 부사		10Kg		94,737	73,263	52,041	33,592
2026-02-24		사과 부사		10Kg		72,578	51,577	43,604	27,054
2026-02-25		사과 부사		10Kg		180,000	73,950	51,888	31,128
2026-02-26		사과 부사		10Kg		67,717	57,876	39,831	24,843
2026-02-27		사과 부사		10Kg		98,603	68,615	45,049	25,189
평균						95,346	62,705	46,236	29,570

배

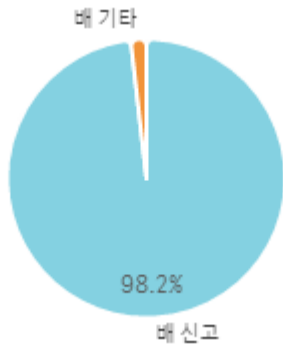
주간 반입량(톤)

◆ 2026 ● 2025 ▲ 평년

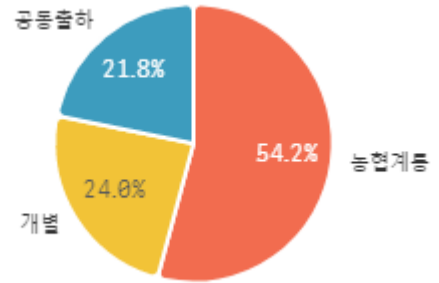


구분	금주(A)	전주(B)	전월(C)	전년(D)	평년(E)	A/B	A/C	A/D	A/E
물량(톤)	218	69	286	107	188	318.1%	76.2%	204.7%	116.0%

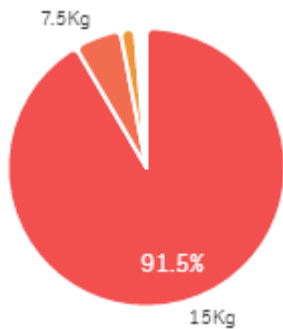
출하 품종별 거래물량 구성비



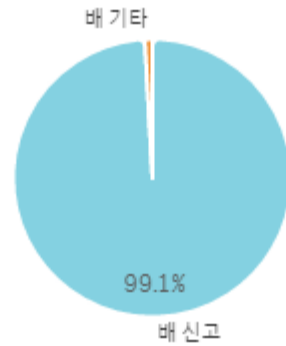
출하자별 거래물량 구성비



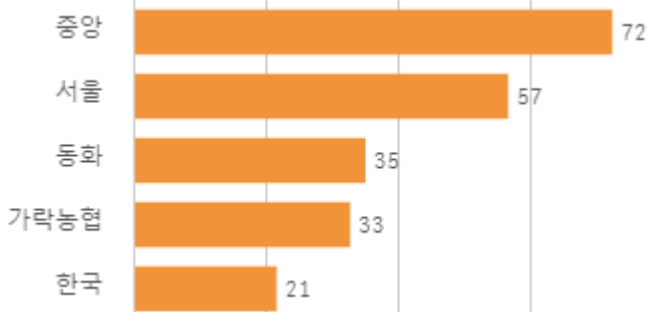
거래 단량별 물량 구성비



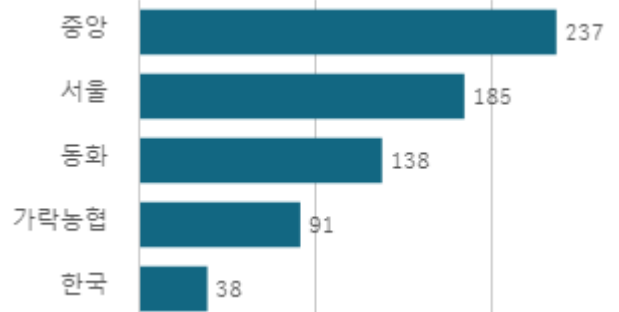
출하 품종별 거래금액 구성비



도매시장 법인별 거래물량(톤)

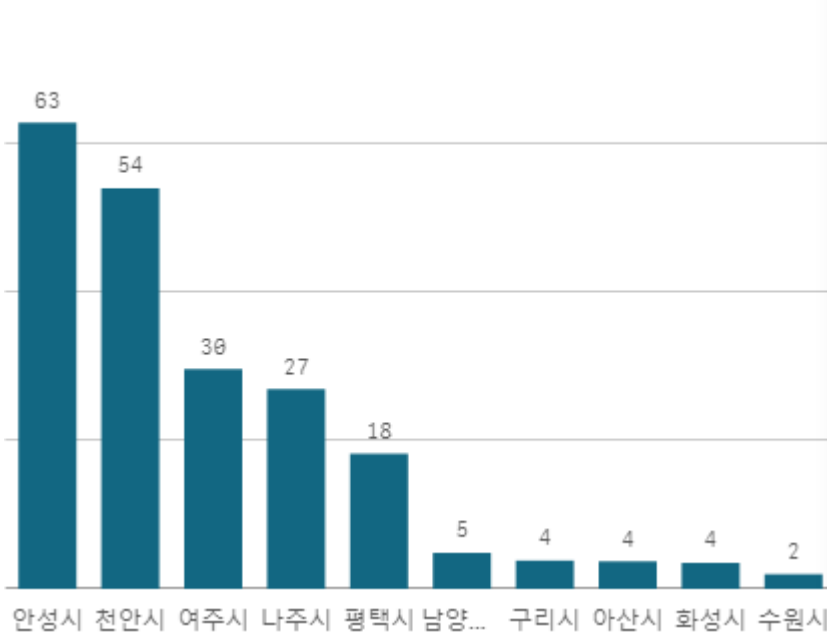


도매시장 법인별 거래금액(백만원)



배 신고(15Kg)

산지별 거래물량(톤)



출하산지(개소)

15

출하건수(천건)

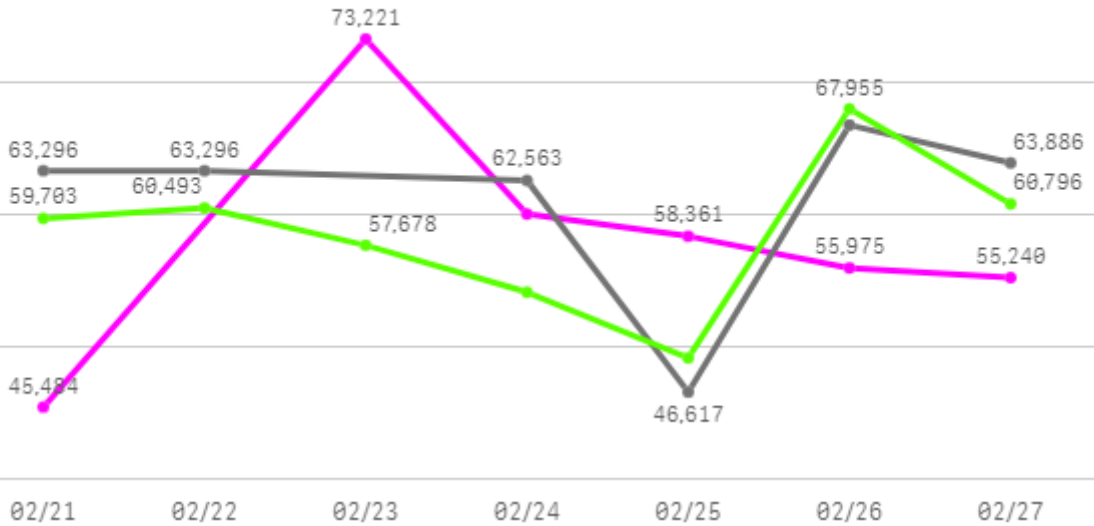
1

산지별 주출하 시군구



주간 도매가격(원)

◆ 2026 ● 2025 ◆ 평년



구분	금주(A)	전주(B)	전월(C)	전년(D)	평년(E)	A/B	A/C	A/D	A/E
가격(원)	58,053	62,439	47,981	61,066	57,078	93.0%	121.0%	95.1%	101.7%

※ 상품 가격 기준

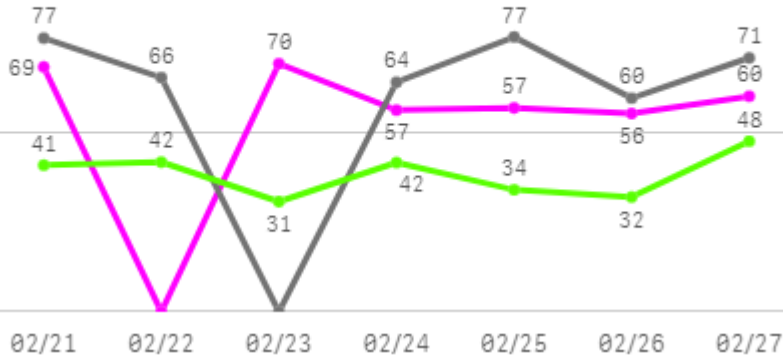
□ 배 신고(15Kg) 주간 가격

구분	Q	품종	Q	단량	Q	특	상	보통	하
2026-02-21		배 신고		15Kg		49,400	45,484	44,000	39,245
2026-02-23		배 신고		15Kg		99,054	73,221	45,484	28,920
2026-02-24		배 신고		15Kg		84,304	60,034	30,395	14,833
2026-02-25		배 신고		15Kg		79,556	58,361	40,648	23,079
2026-02-26		배 신고		15Kg		81,825	55,975	38,394	19,449
2026-02-27		배 신고		15Kg		82,264	55,240	36,999	20,302
평균						79,401	58,053	39,320	24,305

포도

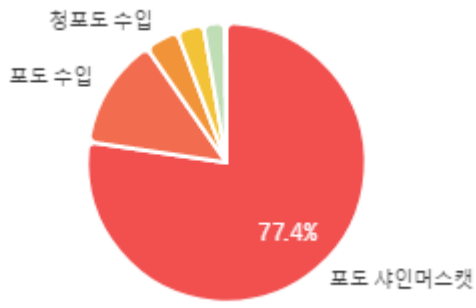
주간 반입량(톤)

◆ 2026 ● 2025 ▲ 평년

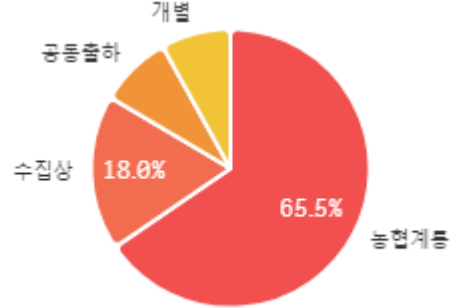


구분	금주(A)	전주(B)	전월(C)	전년(D)	평년(E)	A/B	A/C	A/D	A/E
물량(톤)	368	276	354	415	300	133.3%	104.1%	88.7%	122.7%

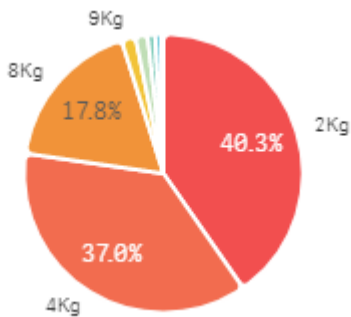
출하 품종별 거래물량 구성비



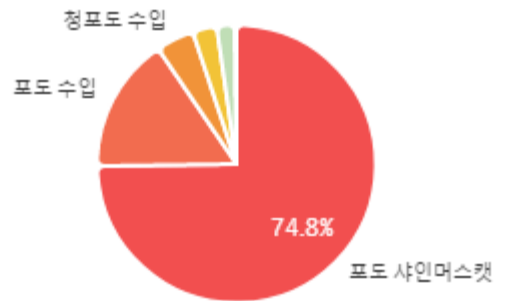
출하자별 거래물량 구성비



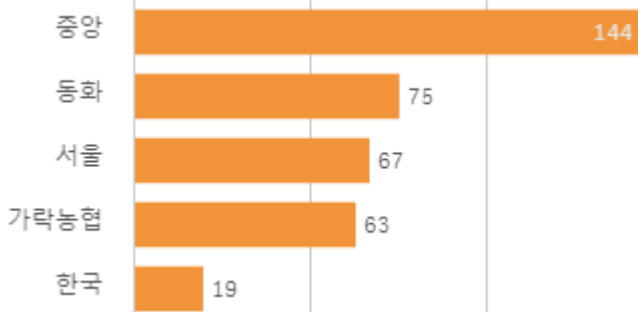
거래 단량별 물량 구성비



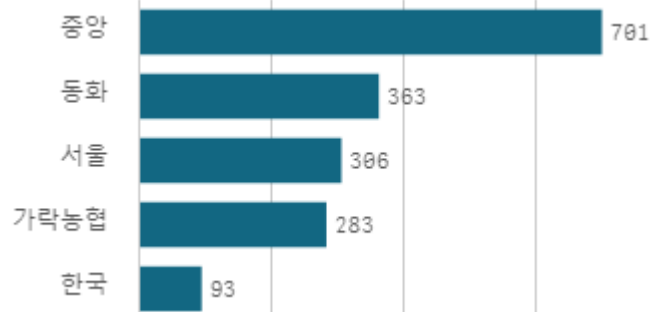
출하 품종별 거래금액 구성비



도매시장 법인별 거래물량(톤)

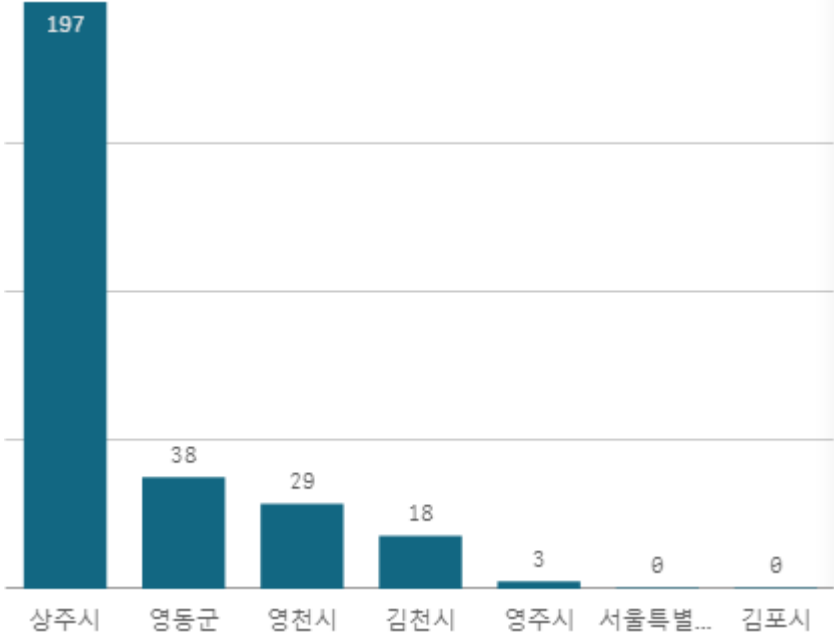


도매시장 법인별 거래금액(백만원)



포도 샤인머스캣(2Kg)

산지별 거래물량(톤)



출하산지(개소)

7

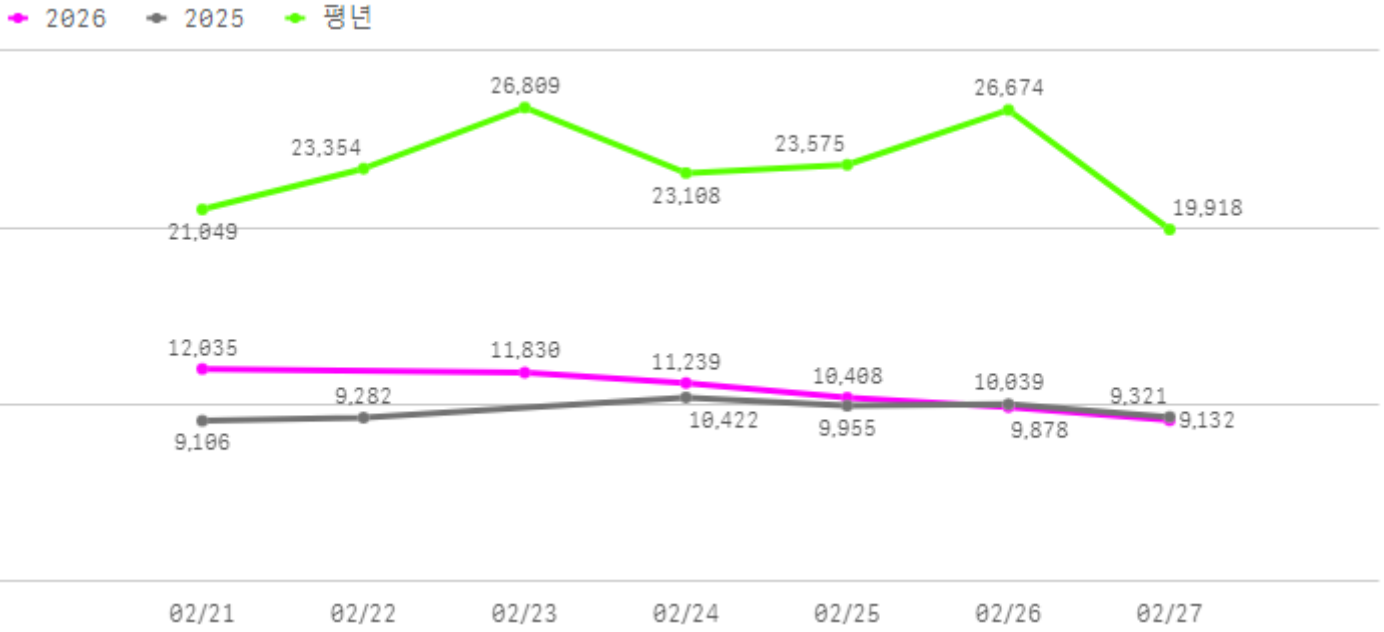
출하건수(천건)

3

산지별 주출하 시군구



주간 도매가격(원)



구분	금주(A)	전주(B)	전월(C)	전년(D)	평년(E)	A/B	A/C	A/D	A/E
가격(원)	10,754	10,414	8,107	9,688	19,087	103.3%	132.6%	111.0%	56.3%

※ 상품 가격 기준

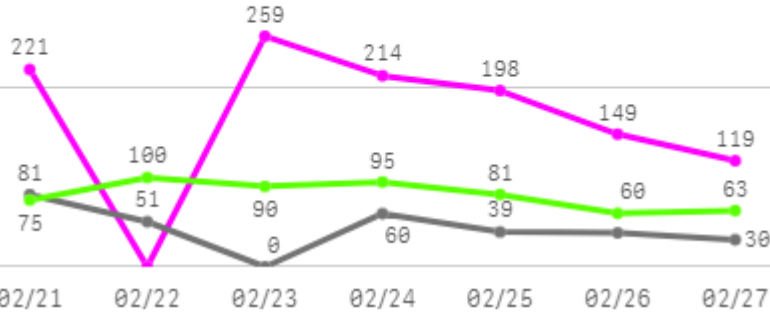
□ 포도 샤인머스켓(2Kg) 주간 가격

구분	Q	품종	Q	단량	Q	특	상	보통	하
2026-02-21		포도 샤인머스켓		2Kg		16,326	12,035	7,759	5,001
2026-02-23		포도 샤인머스켓		2Kg		16,335	11,830	7,963	5,569
2026-02-24		포도 샤인머스켓		2Kg		15,137	11,239	7,875	5,580
2026-02-25		포도 샤인머스켓		2Kg		14,385	10,408	7,608	5,351
2026-02-26		포도 샤인머스켓		2Kg		13,522	9,878	7,547	5,289
2026-02-27		포도 샤인머스켓		2Kg		12,422	9,132	6,800	4,684
평균						14,688	10,754	7,592	5,246

감귤

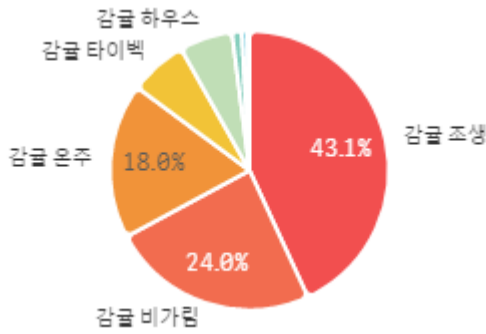
주간 반입량(톤)

◆ 2026 ● 2025 ▲ 평년

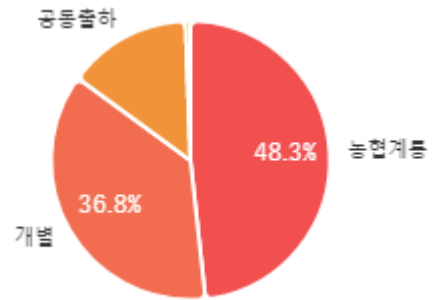


구분	금주(A)	전주(B)	전월(C)	전년(D)	평년(E)	A/B	A/C	A/D	A/E
물량(톤)	1,160	738	2,094	299	591	157.1%	55.4%	387.9%	196.2%

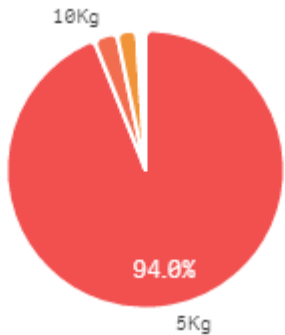
출하 품종별 거래물량 구성비



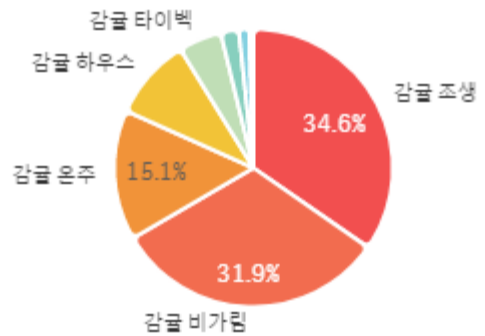
출하자별 거래물량 구성비



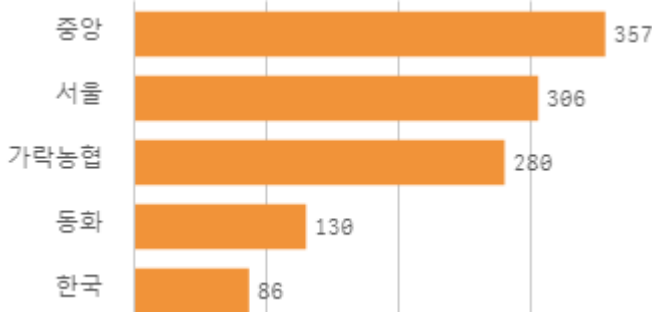
거래 단량별 물량 구성비



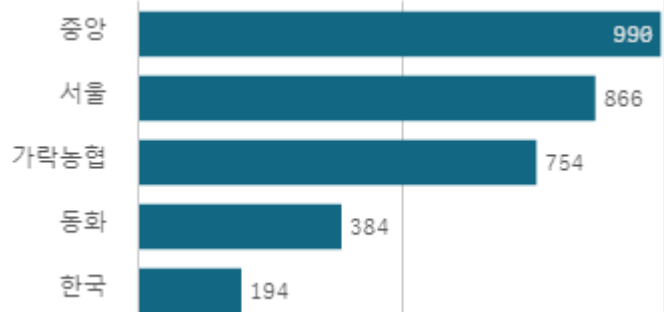
출하 품종별 거래금액 구성비



도매시장 법인별 거래물량(톤)

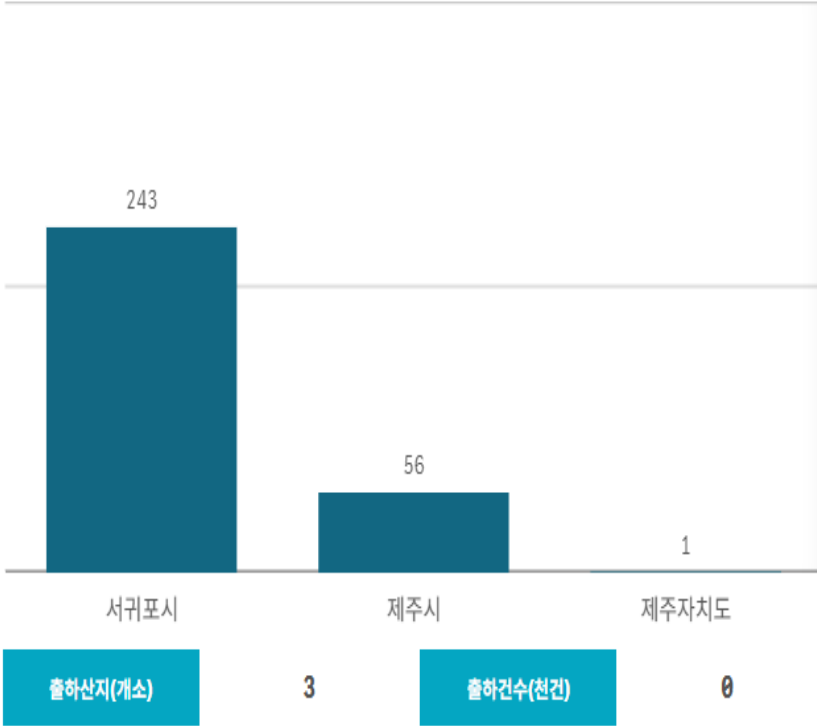


도매시장 법인별 거래금액(백만원)



감귤(5Kg)

산지별 거래물량(톤)

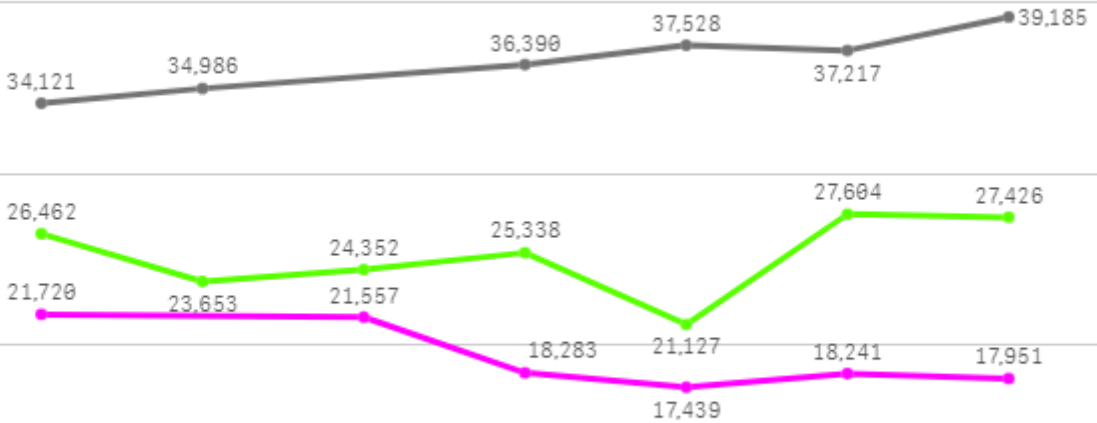


산지별 주출하 시군구



주간 도매가격(원)

◆ 2026 ● 2025 ◆ 평년



02/21 02/22 02/23 02/24 02/25 02/26 02/27

구분	금주(A)	전주(B)	전월(C)	전년(D)	평년(E)	A/B	A/C	A/D	A/E
가격(원)	19,199	21,106	16,168	36,571	26,717	91.0%	118.7%	52.5%	71.9%

※ 상품 가격 기준

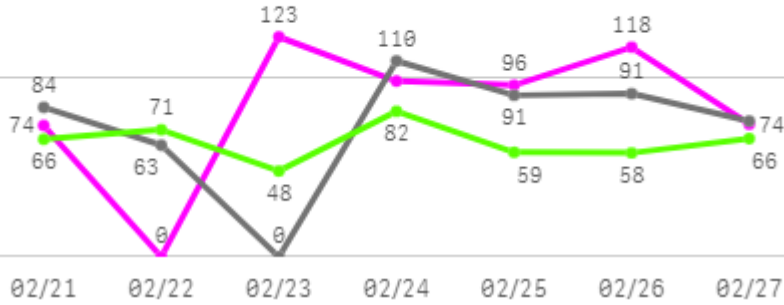
□ 감귤(5Kg) 주간 가격

구분	Q	품종	Q	단량	Q	특	상	보통	하
2026-02-21		감귤		5Kg		34,617	21,720	12,594	6,325
2026-02-23		감귤		5Kg		36,862	21,557	11,892	6,191
2026-02-24		감귤		5Kg		33,520	18,283	9,822	5,079
2026-02-25		감귤		5Kg		32,555	17,439	8,582	4,364
2026-02-26		감귤		5Kg		32,842	18,241	8,648	4,182
2026-02-27		감귤		5Kg		29,921	17,951	9,279	4,065
평균						33,386	19,199	10,136	5,034

만감

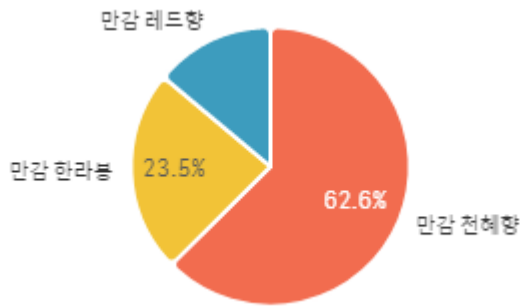
주간 반입량(톤)

◆ 2026 ● 2025 ▲ 평년

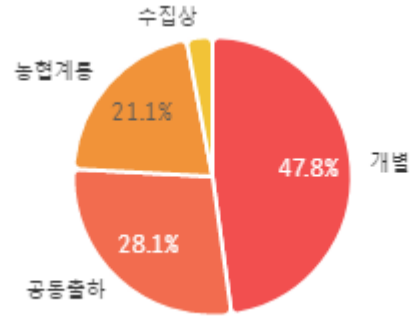


구분	금주(A)	전주(B)	전월(C)	전년(D)	평년(E)	A/B	A/C	A/D	A/E
물량(톤)	584	414	627	515	500	140.8%	93.1%	113.4%	116.7%

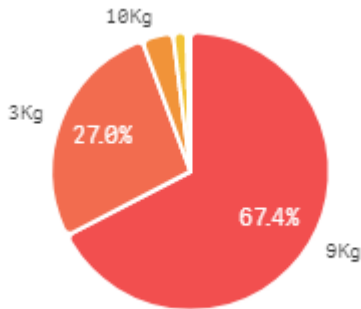
출하 품종별 거래물량 구성비



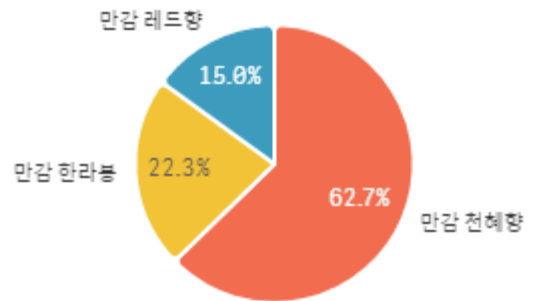
출하자별 거래물량 구성비



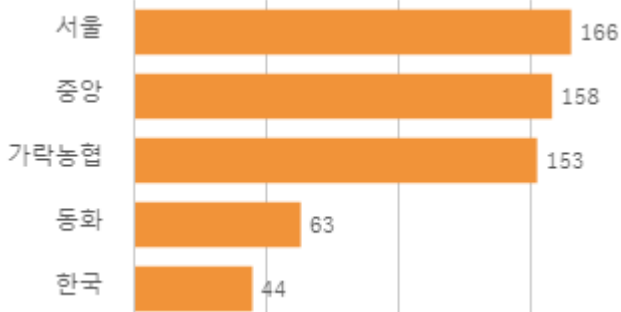
거래 단량별 물량 구성비



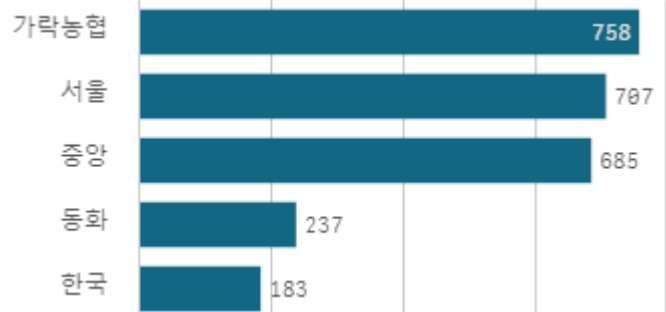
출하 품종별 거래금액 구성비



도매시장 법인별 거래물량(톤)

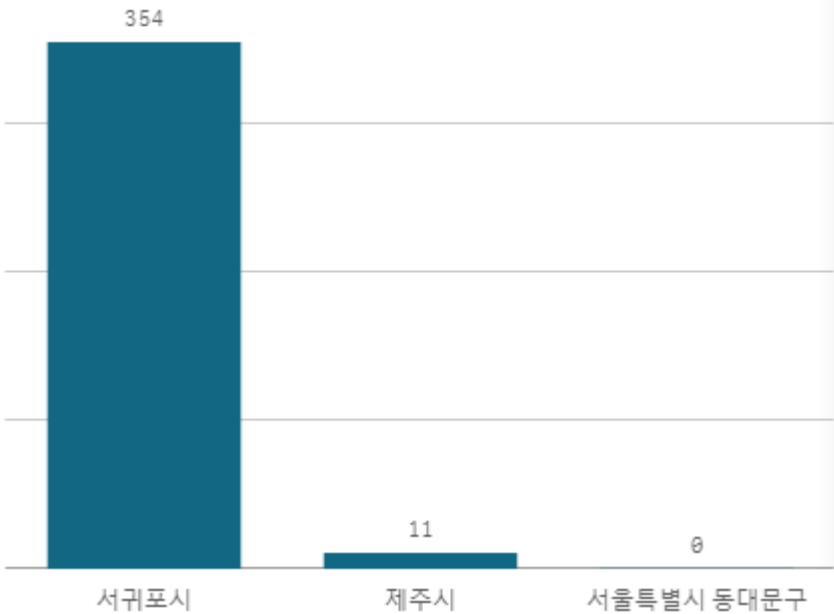


도매시장 법인별 거래금액(백만원)



만감 천혜향(9Kg)

산지별 거래물량(톤)



산지별 주출하 시군구



출하산지(개소)

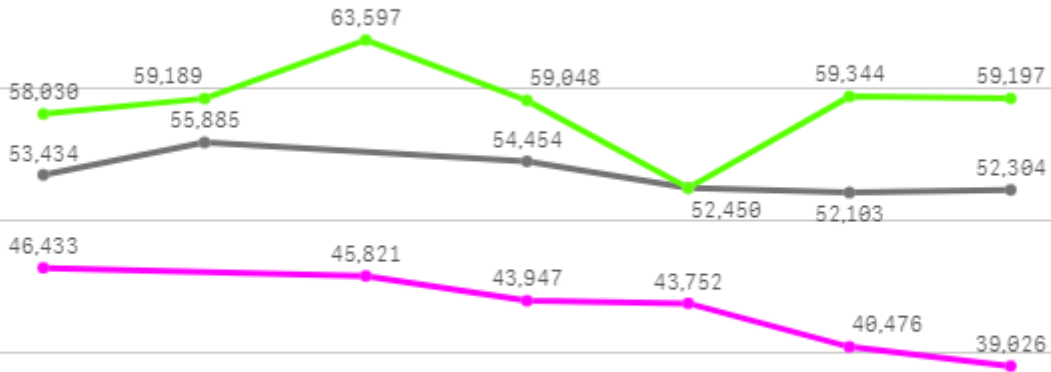
3

출하건수(천건)

2

주간 도매가격(원)

◆ 2026 ● 2025 ▲ 평년



02/21 02/22 02/23 02/24 02/25 02/26 02/27

구분	금주(A)	전주(B)	전월(C)	전년(D)	평년(E)	A/B	A/C	A/D	A/E
가격(원)	43,243	46,291	41,983	53,438	53,618	93.4%	103.0%	80.9%	80.6%

※ 상품 가격 기준

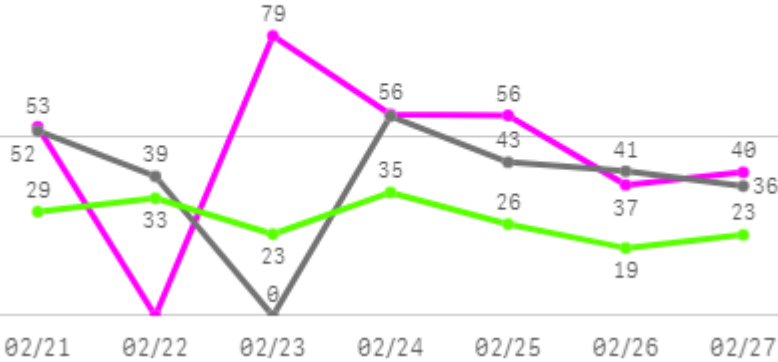
□ 만감 천혜향(9Kg) 주간 가격

구분	Q	품종	Q	단량	Q	특	상	보통	하
2026-02-21		만감 천혜향		9Kg		48,000	46,433	44,954	39,435
2026-02-23		만감 천혜향		9Kg		48,000	45,821	42,178	27,256
2026-02-24		만감 천혜향		9Kg		46,625	43,947	41,627	35,926
2026-02-25		만감 천혜향		9Kg		45,509	43,752	38,833	33,502
2026-02-26		만감 천혜향		9Kg		42,000	40,476	36,406	30,008
2026-02-27		만감 천혜향		9Kg		43,000	39,026	32,013	25,591
평균						45,522	43,243	39,335	31,953

단감

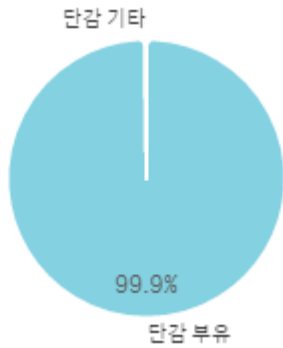
주간 반입량(톤)

◆ 2026 ● 2025 ▲ 평년

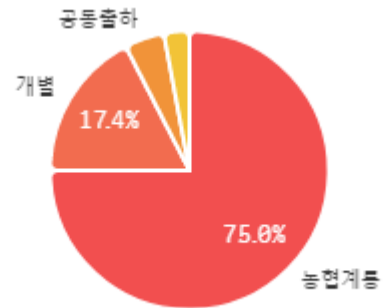


구분	금주(A)	전주(B)	전월(C)	전년(D)	평년(E)	A/B	A/C	A/D	A/E
물량(톤)	321	137	304	267	219	233.7%	105.7%	120.3%	146.4%

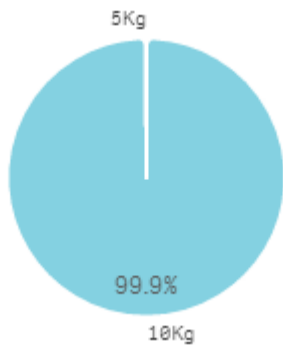
출하 품종별 거래물량 구성비



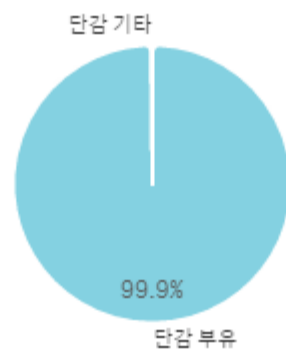
출하자별 거래물량 구성비



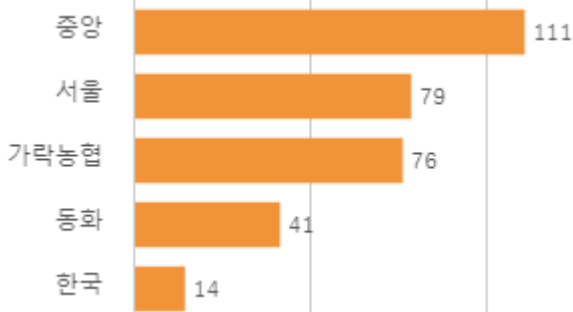
거래 단량별 물량 구성비



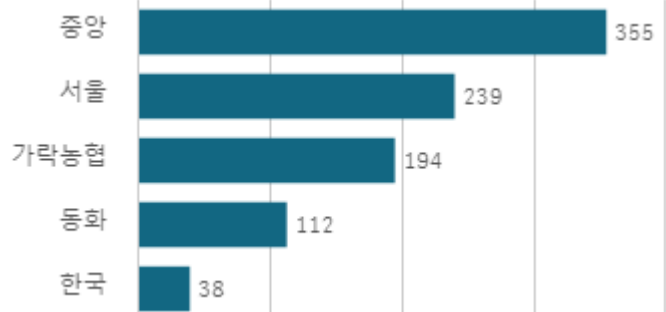
출하 품종별 거래금액 구성비



도매시장 법인별 거래물량(톤)

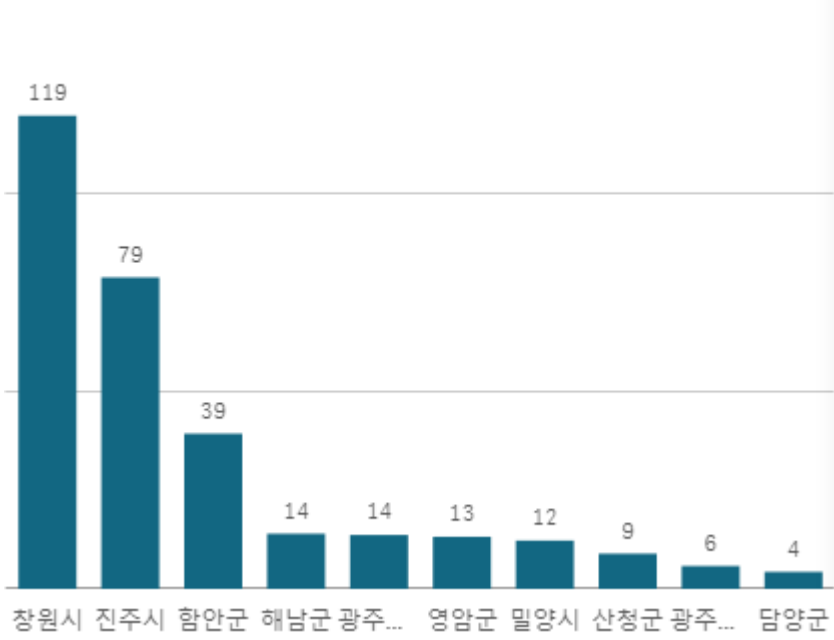


도매시장 법인별 거래금액(백만원)



단감 부유(10Kg)

산지별 거래물량(톤)



출하산지(개소)

16

출하건수(천건)

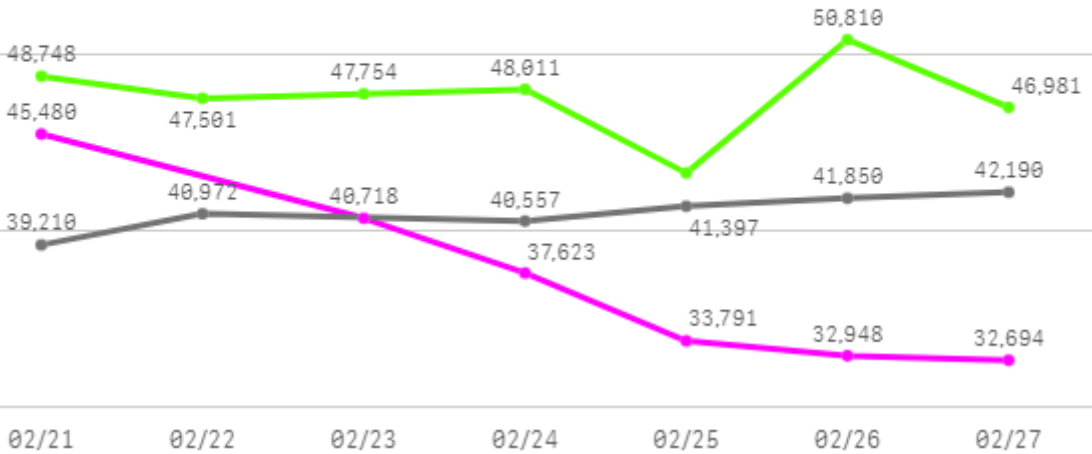
2

산지별 주출하 시군구



주간 도매가격(원)

◆ 2026 ● 2025 ▲ 평년



구분	금주(A)	전주(B)	전월(C)	전년(D)	평년(E)	A/B	A/C	A/D	A/E
가격(원)	37,209	45,261	36,355	41,029	47,524	82.2%	102.3%	90.7%	78.3%

※ 상품 가격 기준

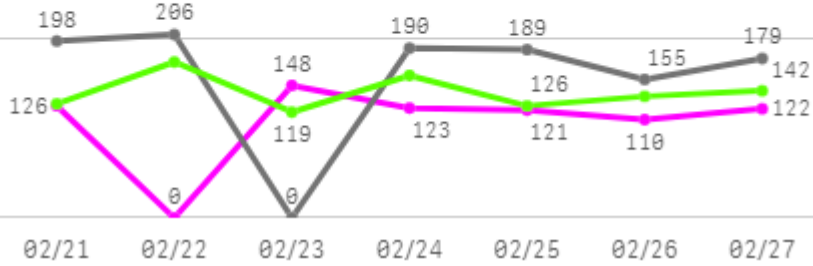
□ 단감 부유(10Kg) 주간 가격

구분	Q	품종	Q	단량	Q	특	상	보통	하
2026-02-21		단감 부유		10Kg		55,710	45,480	33,125	21,784
2026-02-23		단감 부유		10Kg		54,862	40,718	30,289	18,552
2026-02-24		단감 부유		10Kg		49,714	37,623	26,574	16,142
2026-02-25		단감 부유		10Kg		45,479	33,791	23,962	14,061
2026-02-26		단감 부유		10Kg		44,777	32,948	22,318	12,415
2026-02-27		단감 부유		10Kg		44,174	32,694	20,995	11,311
평균						49,119	37,209	26,211	15,711

바나나

주간 반입량(톤)

◆ 2026 ● 2025 ▲ 평년

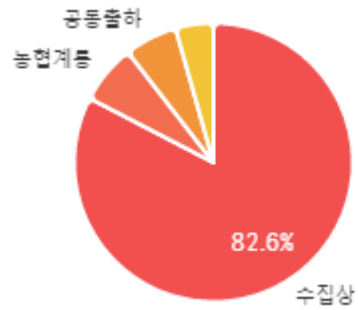


구분	금주(A)	전주(B)	전월(C)	전년(D)	평년(E)	A/B	A/C	A/D	A/E
물량(톤)	750	458	728	1,117	922	163.9%	103.1%	67.2%	81.4%

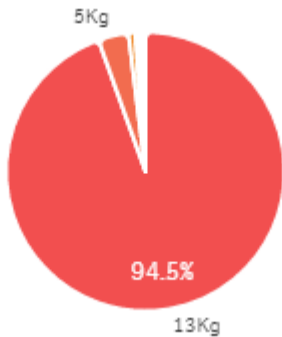
출하 품종별 거래물량 구성비



출하자별 거래물량 구성비



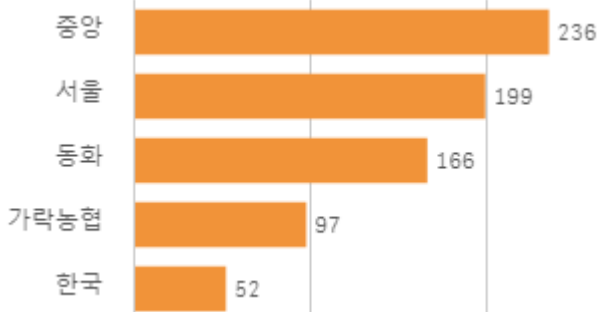
거래 단량별 물량 구성비



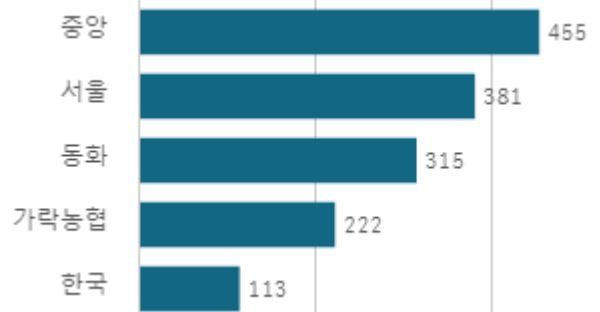
출하 품종별 거래금액 구성비



도매시장 법인별 거래물량(톤)

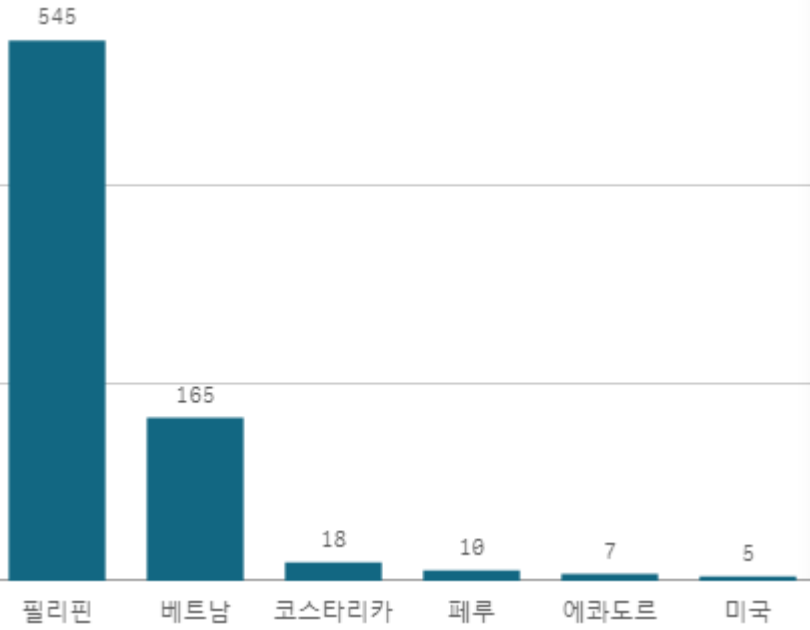


도매시장 법인별 거래금액(백만원)

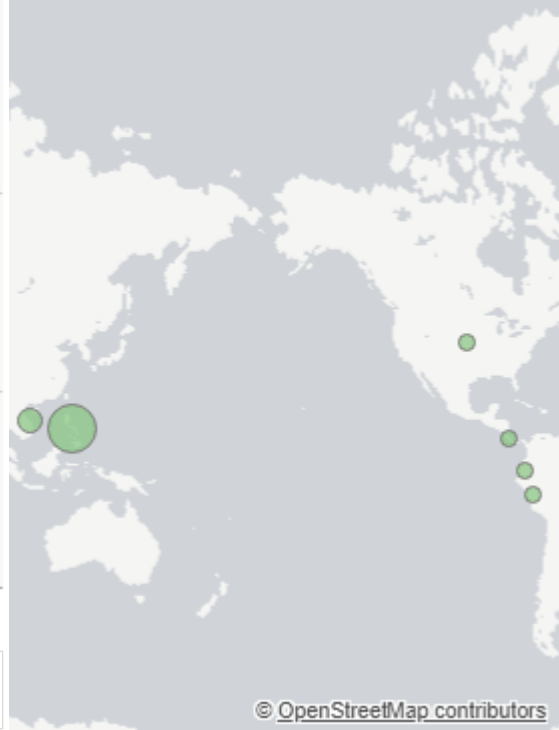


바나나 수입(13Kg)

산지별 거래물량(톤)



산지별 주출하 시군구



출하산지(개소)

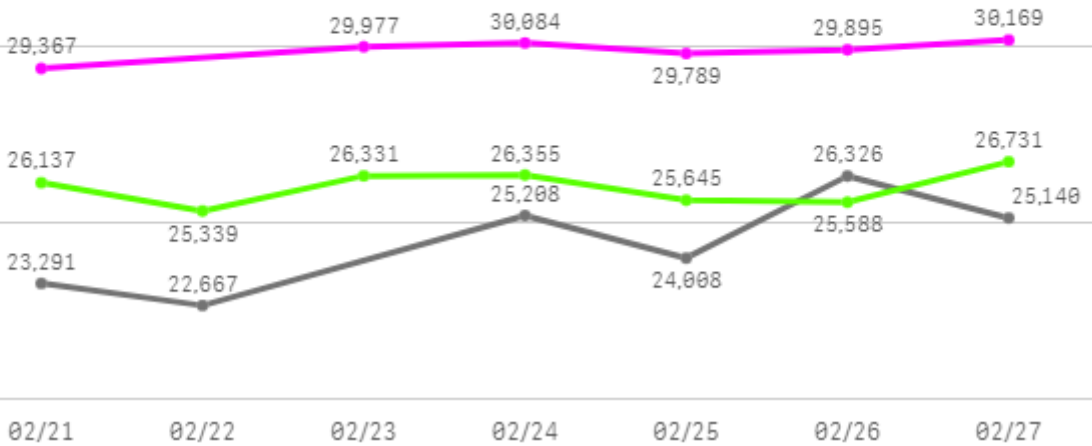
6

출하건수(천건)

2

주간 도매가격(원)

◆ 2026 ● 2025 ◆ 평년



구분	금주(A)	전주(B)	전월(C)	전년(D)	평년(E)	A/B	A/C	A/D	A/E
가격(원)	29,880	29,552	28,926	24,440	27,456	101.1%	103.3%	122.3%	108.8%

※ 상품 가격 기준

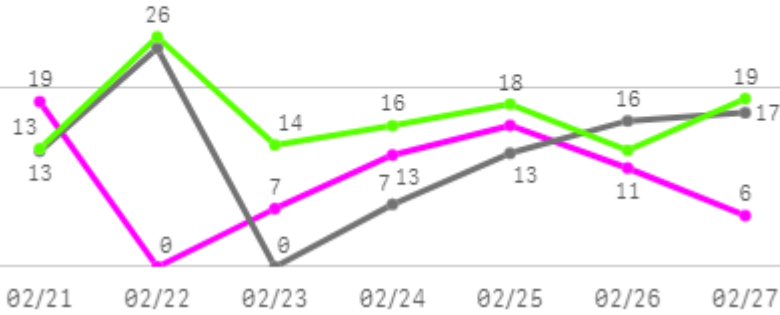
□ 바나나 수입(13Kg) 주간 가격

구분	Q	품종	Q	단량	Q	특	상	보통	하
2026-02-21		바나나 수입		13Kg		34,919	29,367	23,328	12,154
2026-02-23		바나나 수입		13Kg		35,255	29,977	22,134	9,913
2026-02-24		바나나 수입		13Kg		34,578	30,084	24,251	13,152
2026-02-25		바나나 수입		13Kg		35,023	29,789	22,945	11,467
2026-02-26		바나나 수입		13Kg		34,482	29,895	24,126	11,691
2026-02-27		바나나 수입		13Kg		35,425	30,169	24,235	13,230
평균						34,947	29,880	23,503	11,935

고등어

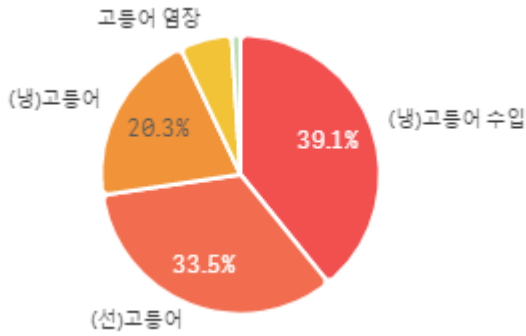
주간 반입량(톤)

◆ 2026 ● 2025 ▲ 평년

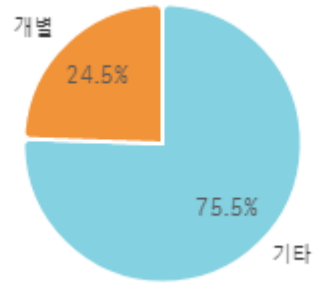


구분	금주(A)	전주(B)	전월(C)	전년(D)	평년(E)	A/B	A/C	A/D	A/E
물량(톤)	70	21	69	91	104	342.2%	102.2%	77.3%	67.9%

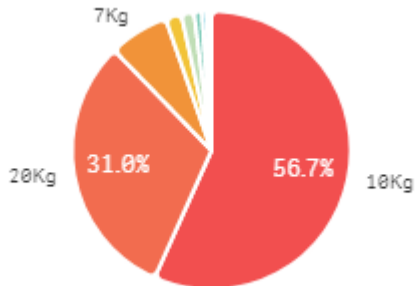
출하 품종별 거래물량 구성비



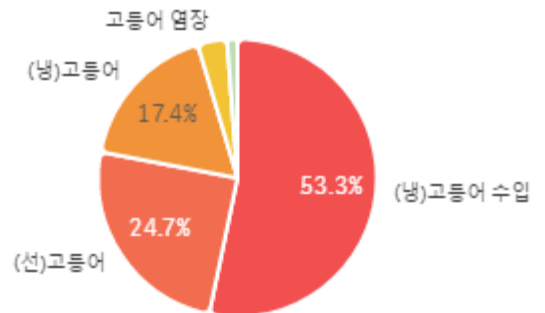
출하자별 거래물량 구성비



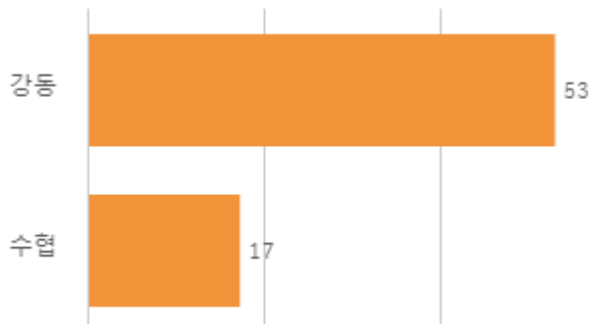
거래 단량별 물량 구성비



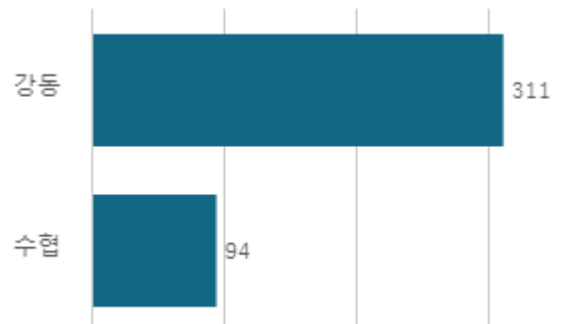
출하 품종별 거래금액 구성비



도매시장 법인별 거래물량(톤)



도매시장 법인별 거래금액(백만원)



(냉)고등어 수입(10Kg)

산지별 거래물량(톤)

27



노르웨이

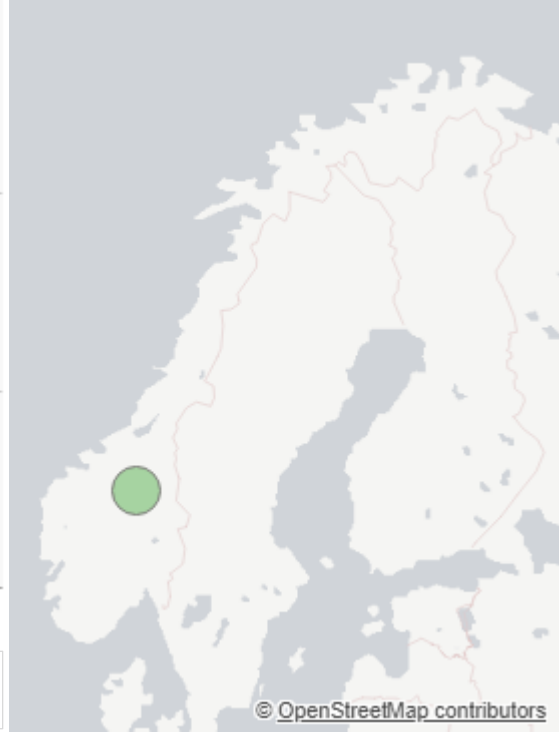
출하산지(개소)

1

출하건수(천건)

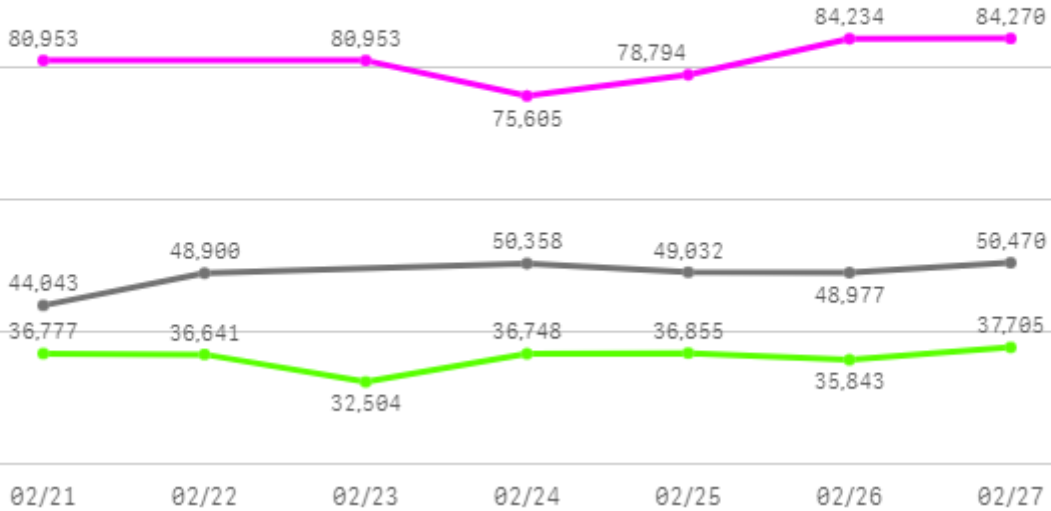
0

산지별 주출하 시군구



주간 도매가격(원)

◆ 2026 ● 2025 ◆ 평년



구분	금주(A)	전주(B)	전월(C)	전년(D)	평년(E)	A/B	A/C	A/D	A/E
가격(원)	80,882	76,784	81,678	48,638	46,794	105.3%	98.9%	166.2%	172.7%

※ 상품 가격 기준

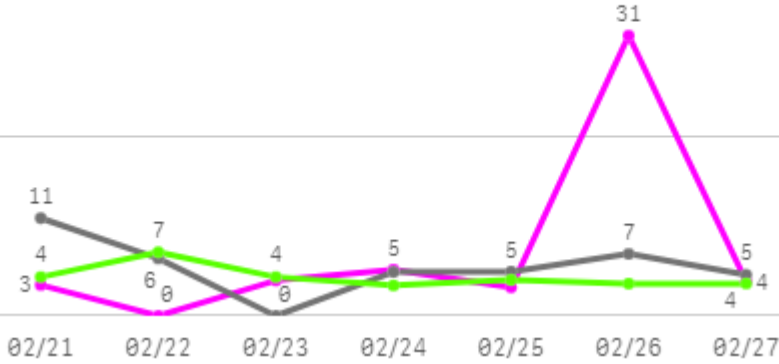
□ (냉)고등어 수입(10Kg) 주간 가격

구분	Q	품종	Q	단량	Q	특	상	보통	하
2026-02-21		(냉)고등어 수입		10Kg		-	80,953	-	-
2026-02-23		(냉)고등어 수입		10Kg		-	80,953	-	-
2026-02-24		(냉)고등어 수입		10Kg		-	75,605	-	-
2026-02-25		(냉)고등어 수입		10Kg		-	78,794	-	-
2026-02-26		(냉)고등어 수입		10Kg		-	84,234	-	-
2026-02-27		(냉)고등어 수입		10Kg		-	84,270	-	-
평균						-	80,802	-	-

갈치

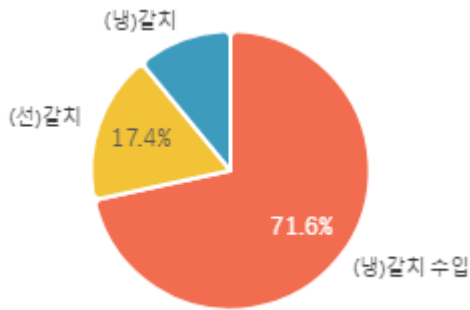
주간 반입량(톤)

◆ 2026 ● 2025 ▲ 평년

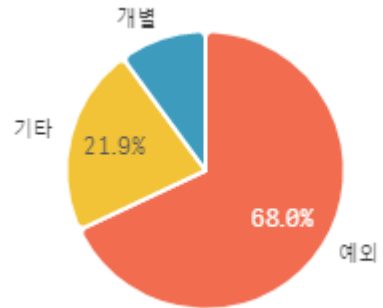


구분	금주(A)	전주(B)	전월(C)	전년(D)	평년(E)	A/B	A/C	A/D	A/E
물량(톤)	51	9	29	39	31	566.6%	179.0%	131.6%	162.6%

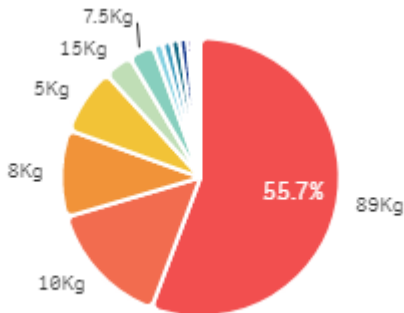
출하 품종별 거래물량 구성비



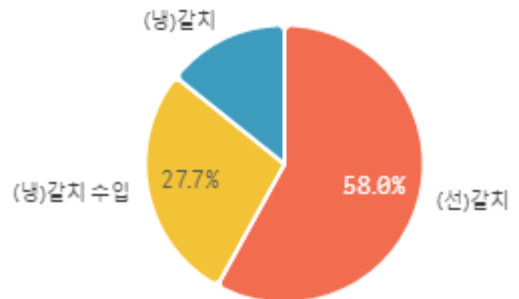
출하자별 거래물량 구성비



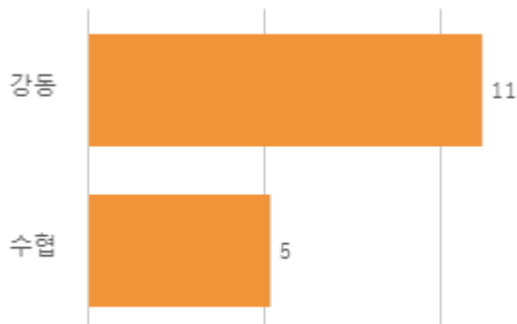
거래 단량별 물량 구성비



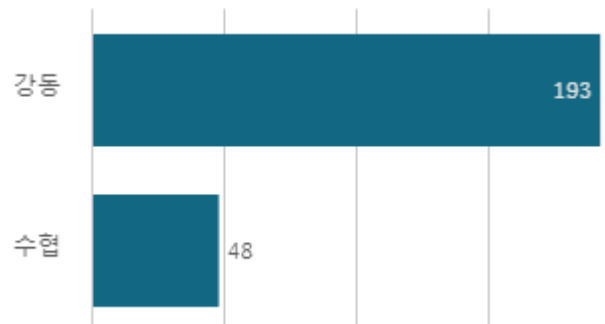
출하 품종별 거래금액 구성비



도매시장 법인별 거래물량(톤)

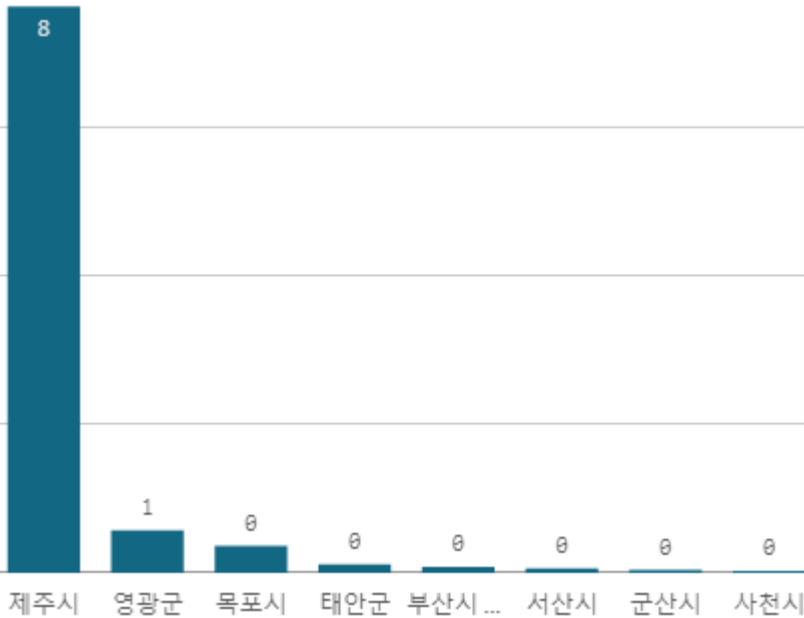


도매시장 법인별 거래금액(백만원)



(선)갈치(5Kg)

산지별 거래물량(톤)



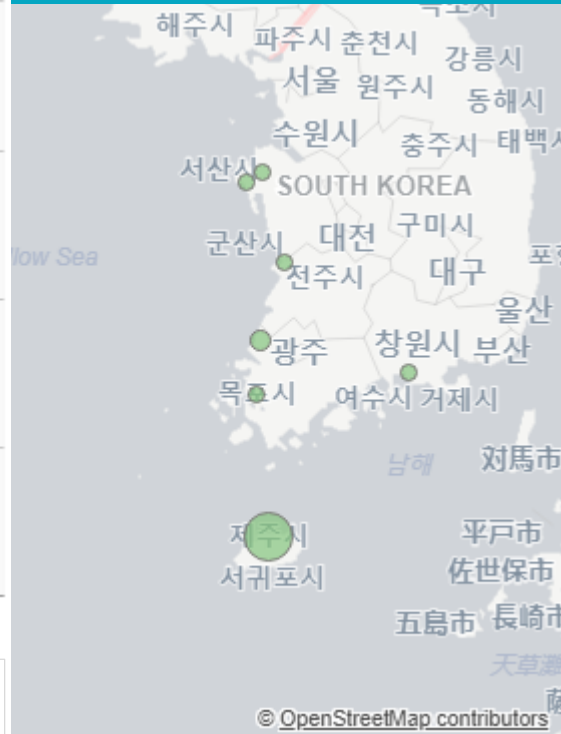
출하산지(개소)

8

출하건수(천건)

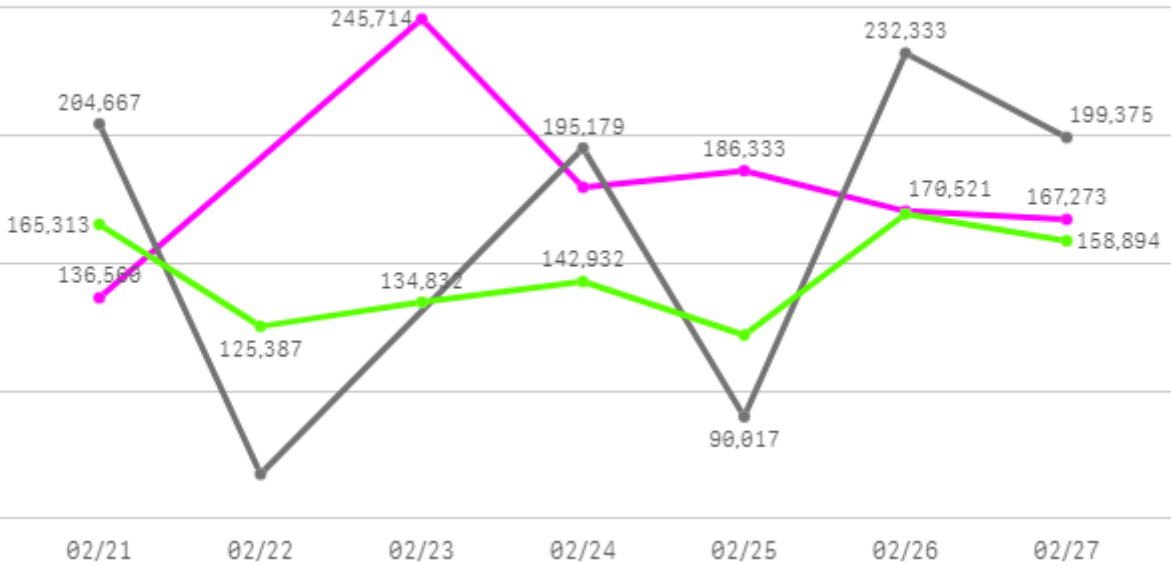
0

산지별 주출하 시군구



주간 도매가격(원)

◆ 2026 ● 2025 ◆ 평년



구분	금주(A)	전주(B)	전월(C)	전년(D)	평년(E)	A/B	A/C	A/D	A/E
가격(원)	181,045	248,553	179,957	164,848	160,721	72.8%	100.6%	109.8%	112.6%

※ 상품 가격 기준

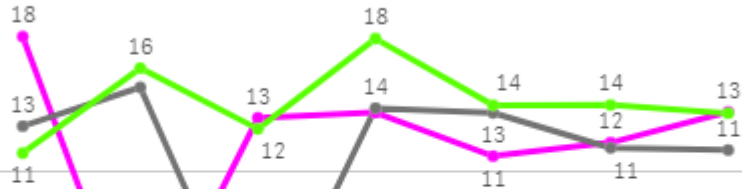
□ (선)갈치(5Kg) 주간 가격

구분	Q	품종	Q	단량	Q	특	상	보통	하
2026-02-21		(선)갈치		5Kg		-	136,560	70,784	24,186
2026-02-23		(선)갈치		5Kg		-	245,714	173,000	125,357
2026-02-24		(선)갈치		5Kg		-	179,868	126,842	60,000
2026-02-25		(선)갈치		5Kg		-	186,333	148,556	82,949
2026-02-26		(선)갈치		5Kg		-	170,521	143,516	121,341
2026-02-27		(선)갈치		5Kg		-	167,273	144,318	95,439
평균						-	181,045	134,503	84,879

종합

주간 반입량(톤)

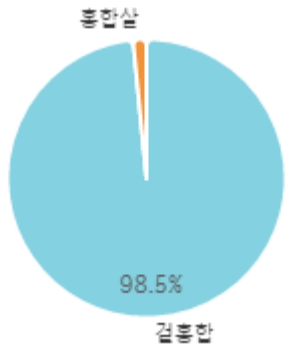
◆ 2026 ● 2025 ▲ 평년



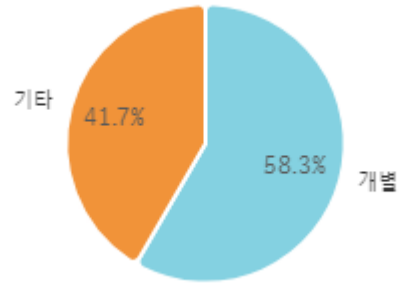
02/21 02/22 02/23 02/24 02/25 02/26 02/27

구분	금주(A)	전주(B)	전월(C)	전년(D)	평년(E)	A/B	A/C	A/D	A/E
물량(톤)	80	61	100	77	87	132.1%	80.1%	104.0%	91.9%

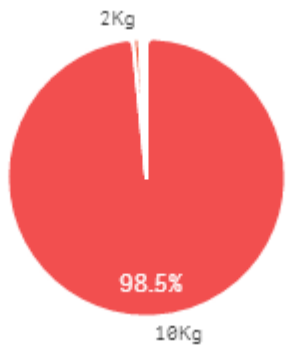
출하 품종별 거래물량 구성비



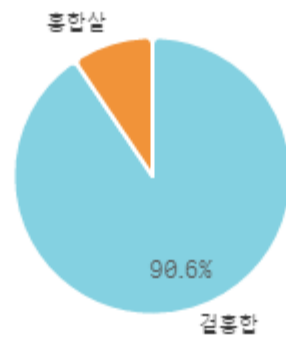
출하자별 거래물량 구성비



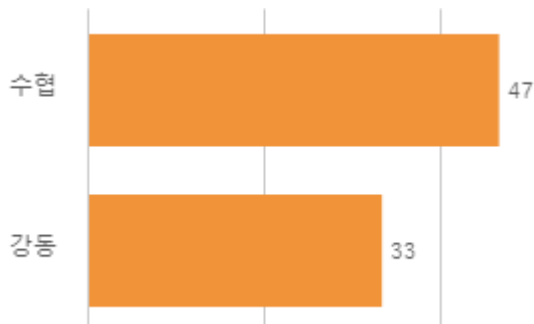
거래 단량별 물량 구성비



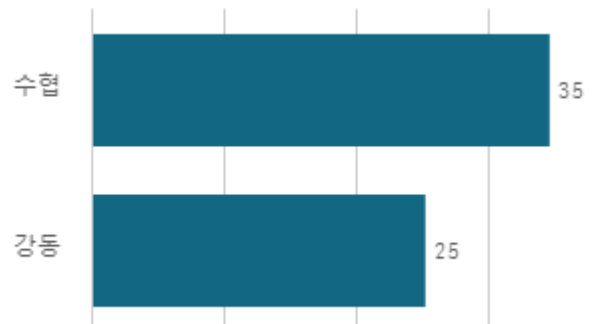
출하 품종별 거래금액 구성비



도매시장 법인별 거래물량(톤)

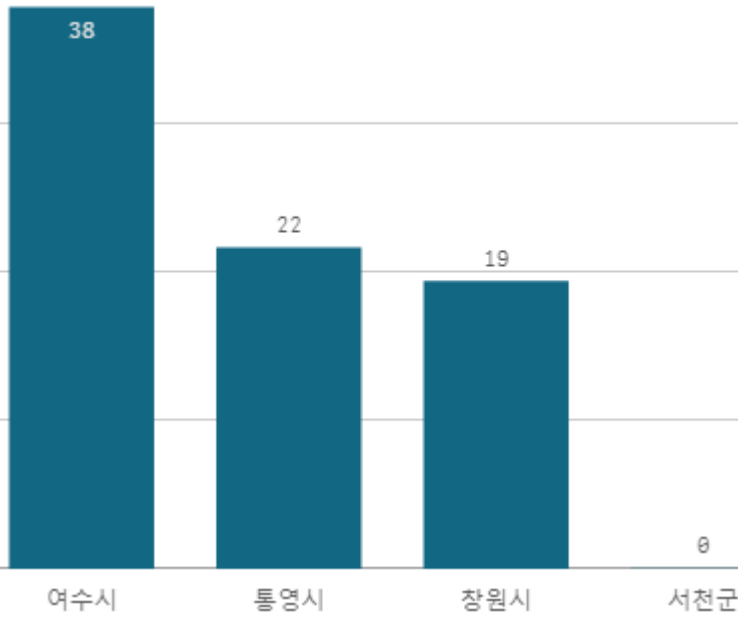


도매시장 법인별 거래금액(백만원)



겉홍합(10Kg)

산지별 거래물량(톤)



산지별 주출하 시군구



출하산지(개소)

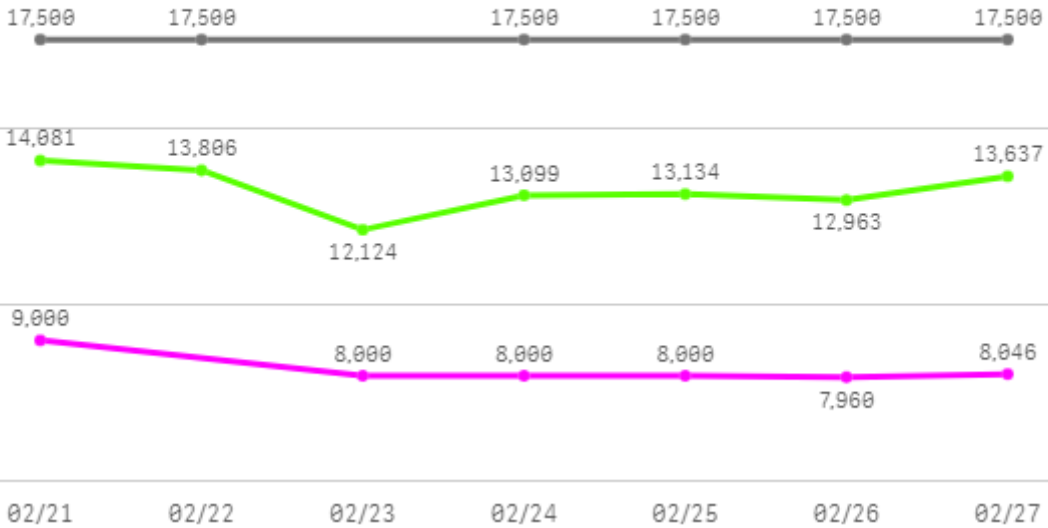
4

출하건수(전건)

1

주간 도매가격(원)

◆ 2026 ◄ 2025 ◆ 평년



구분	금주(A)	전주(B)	전월(C)	전년(D)	평년(E)	A/B	A/C	A/D	A/E
가격(원)	8,168	8,875	9,002	17,500	12,974	92.0%	90.7%	46.7%	63.0%

※ 상품 가격 기준

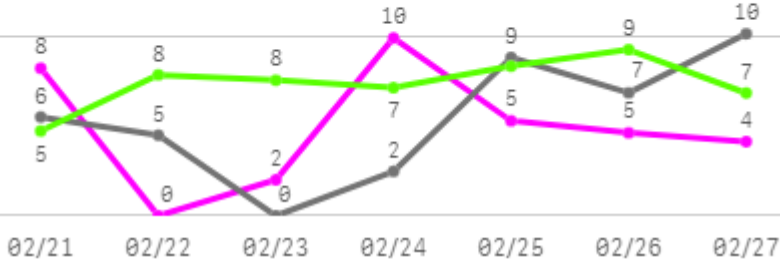
□ 곁홍합(10Kg) 주간 가격

구분	Q	품종	Q	단량	Q	특	상	보통	하
2026-02-21		곁홍합		10Kg		-	9,000	6,754	3,677
2026-02-23		곁홍합		10Kg		-	8,000	7,165	6,427
2026-02-24		곁홍합		10Kg		-	8,000	7,098	4,518
2026-02-25		곁홍합		10Kg		-	8,000	6,848	4,908
2026-02-26		곁홍합		10Kg		-	7,960	6,189	3,600
2026-02-27		곁홍합		10Kg		-	8,046	7,217	6,752
평균						-	8,168	6,879	4,980

오징어

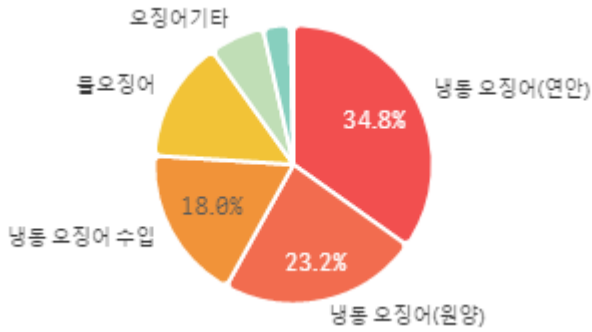
주간 반입량(톤)

◆ 2026 ● 2025 ▲ 평년

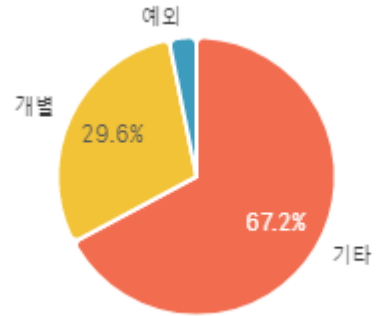


구분	금주(A)	전주(B)	전월(C)	전년(D)	평년(E)	A/B	A/C	A/D	A/E
물량(톤)	34	12	42	39	48	284.3%	81.6%	89.3%	71.6%

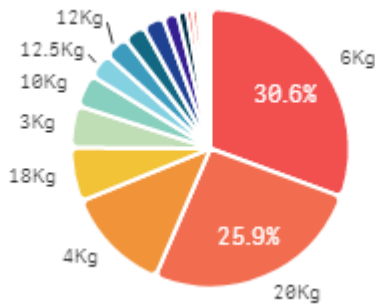
출하 품종별 거래물량 구성비



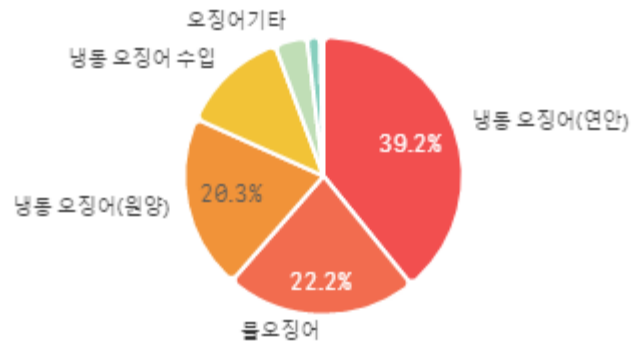
출하자별 거래물량 구성비



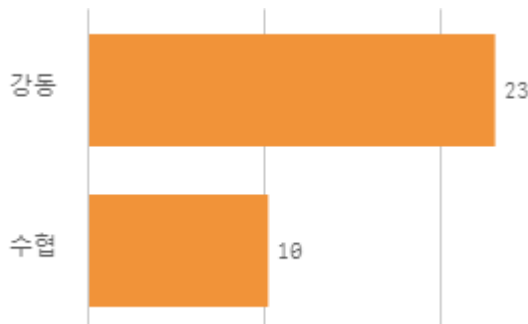
거래 단량별 물량 구성비



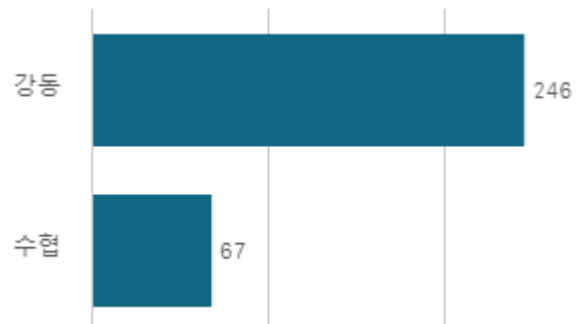
출하 품종별 거래금액 구성비



도매시장 법인별 거래물량(톤)

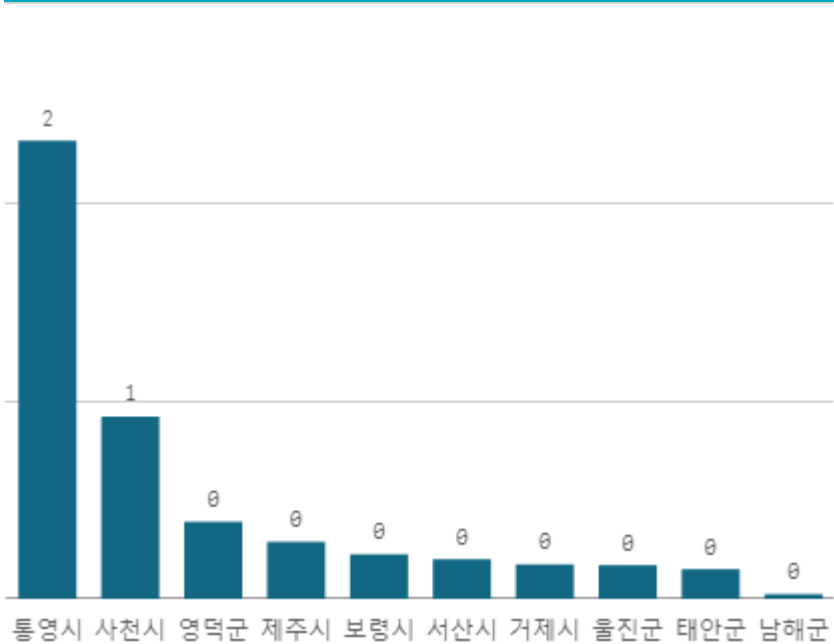


도매시장 법인별 거래금액(백만원)



물오징어(6Kg)

산지별 거래물량(톤)



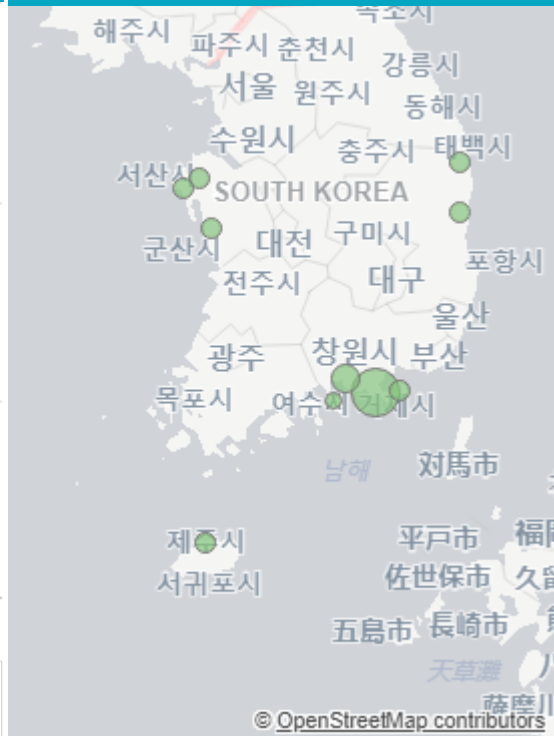
출하산지(개소)

10

출하건수(천건)

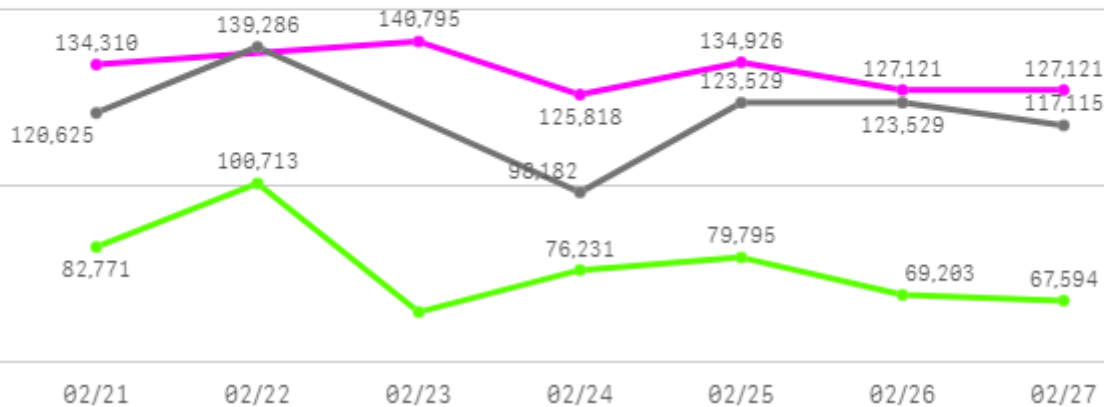
0

산지별 주출하 시군구



주간 도매가격(원)

◆ 2026 ● 2025 ▲ 평년



구분	금주(A)	전주(B)	전월(C)	전년(D)	평년(E)	A/B	A/C	A/D	A/E
가격(원)	131,682	134,745	105,121	120,378	90,109	97.7%	125.3%	109.4%	146.1%

※ 상품 가격 기준

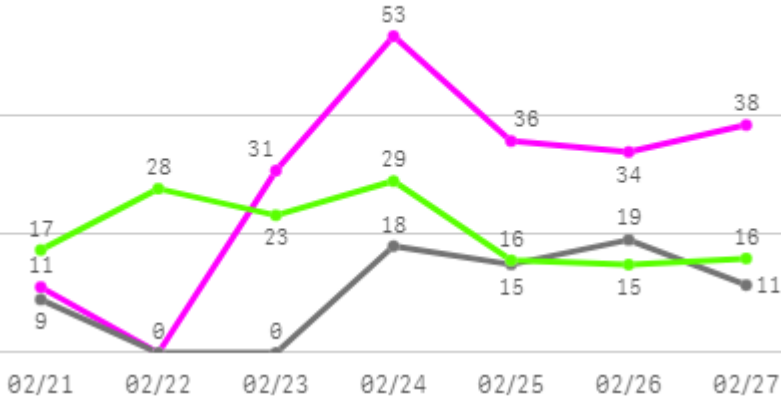
□ 물오징어(6Kg) 주간 가격

구분	Q	품종	Q	단량	Q	특	상	보통	하
2026-02-21		물오징어		6Kg		-	134,310	108,367	29,211
2026-02-23		물오징어		6Kg		-	140,795	91,959	56,034
2026-02-24		물오징어		6Kg		-	125,818	75,824	49,056
2026-02-25		물오징어		6Kg		-	134,926	108,889	93,333
2026-02-26		물오징어		6Kg		-	127,121	80,679	58,000
2026-02-27		물오징어		6Kg		-	127,121	80,679	58,000
평균						-	131,682	91,066	57,272

건멸치

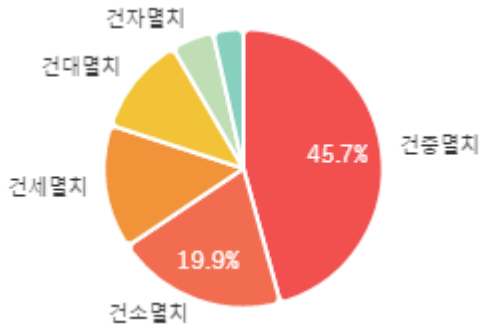
주간 반입량(톤)

2026 (파란색 선) 2025 (회색 선) 평년 (초록색 선)

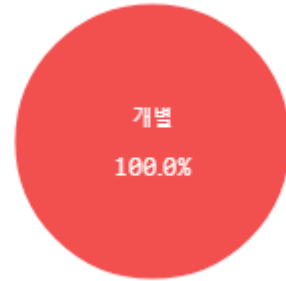


구분	금주(A)	전주(B)	전월(C)	전년(D)	평년(E)	A/B	A/C	A/D	A/E
물량(톤)	203	32	163	72	148	630.1%	124.6%	280.7%	136.8%

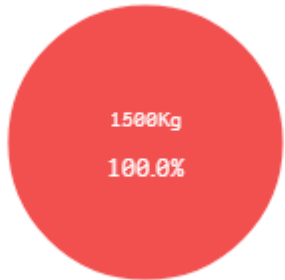
출하 품종별 거래물량 구성비



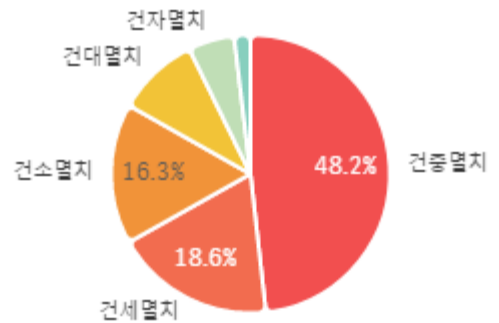
출하자별 거래물량 구성비



거래 단량별 물량 구성비



출하 품종별 거래금액 구성비



도매시장 법인별 거래물량(톤)

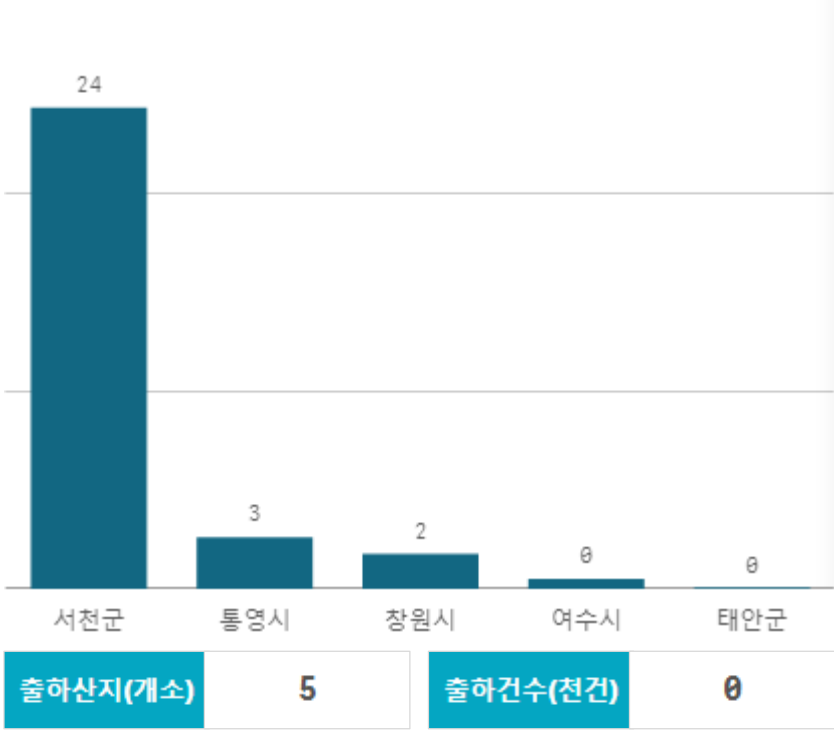


도매시장 법인별 거래금액(백만원)



건세열치(1.5Kg)

산지별 거래물량(톤)



산지별 주출하 시군구



출하산지(개소)

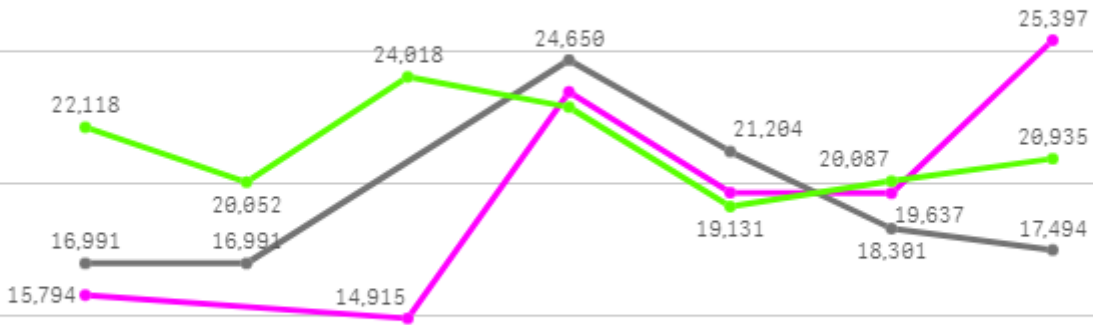
5

출하건수(천건)

0

주간 도매가격(원)

◆ 2026 ● 2025 ◆ 평년



02/21 02/22 02/23 02/24 02/25 02/26 02/27

구분	금주(A)	전주(B)	전월(C)	전년(D)	평년(E)	A/B	A/C	A/D	A/E
가격(원)	19,808	18,836	23,301	19,272	20,942	105.2%	85.0%	102.8%	94.6%

※ 상품 가격 기준

□ 건세멸치(1.5Kg) 주간 가격

구분	Q	품종	Q	단량	Q	특	상	보통	하
2026-02-21		건세멸치		1.5Kg		-	15,794	14,560	12,654
2026-02-23		건세멸치		1.5Kg		-	14,915	13,178	11,808
2026-02-24		건세멸치		1.5Kg		-	23,452	16,320	7,489
2026-02-25		건세멸치		1.5Kg		-	19,654	12,946	7,795
2026-02-26		건세멸치		1.5Kg		-	19,637	14,509	6,503
2026-02-27		건세멸치		1.5Kg		-	25,397	14,025	5,666
평균						-	19,808	14,256	8,653