

---

2026년 가락시장

# 주요 품목 주간 거래동향

---

1월 3주차 주요 동향

[2026. 1.17. ~ 1.23.]



서울특별시농수산물공사

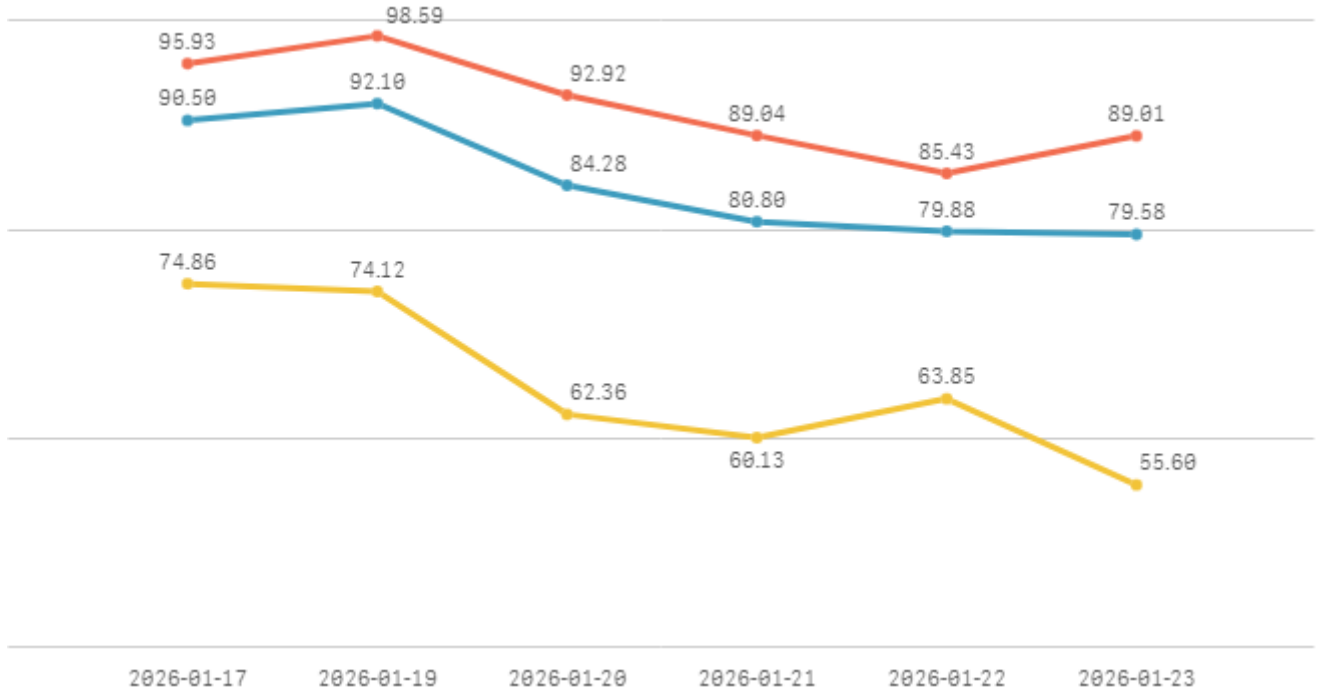
[데이터전략팀]

# 1. 주간 표준지수

※ 직전 5개년 평균가격을 지수 100으로 산정하여 100 이상일 경우 평년보다 상승, 100 이하일 경우 평년보다 하락

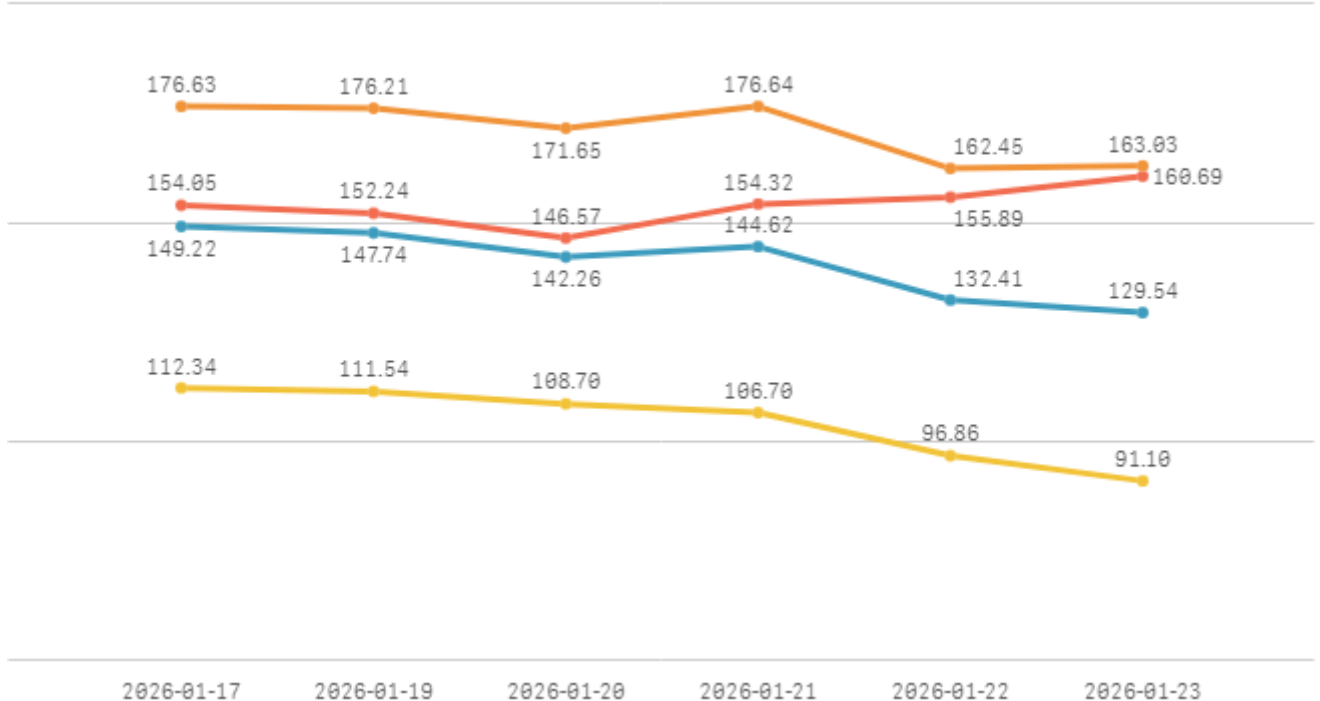
## □ 청과부류

합계 채소계 과일계



## □ 수산부류

합계 생선류 조개류 건어류



## 2. 1월 3주차 주요 품목 주간 거래동향

### 주요 품목(종) 주간동향 (1.17 ~ 01.23)

품종 단위	Q	금주평균	전주평균	전월평균	전년평균	5년평균 가격	전주대비	전월대비	전년대비	5년평균 대비
(냉)고등어 수입(10키로상자)		82,165	77,750	71,872	49,697	47,649	6% ▲	14% ▲	65% ▲	72% ▲
(선)갈치(5키로상자)		163,643	168,026	131,744	190,050	157,905	-3% ▼	24% ▲	-14% ▼	4% ▲
가지(8키로상자)		34,914	30,400	46,364	39,456	40,631	15% ▲	-25% ▼	-12% ▼	-14% ▼
감 대봉시(10키로상자)		25,178	27,242	22,088	21,634	21,235	-8% ▼	14% ▲	16% ▲	19% ▲
감귤 하우스(5키로상자)		22,730	18,023	16,268	31,728	24,692	26% ▲	40% ▲	-28% ▼	-8% ▼
감자 수미(햇)(20키로상자)		52,851	51,345	43,830	55,321	56,148	3% ▲	21% ▲	-4% ▼	-6% ▼
건세밀치(1.5키로상자)		23,429	21,789	21,594	16,513	20,988	8% ▲	8% ▲	42% ▲	12% ▲
겉종합(10키로망대)		9,000	8,978	9,003	17,448	12,639	0% ▲	-0% ▼	-48% ▼	-29% ▼
간마늘 대서(20키로)		155,646	155,849	155,836	141,617	148,178	-0% ▼	-0% ▼	10% ▲	5% ▲
단감 부유(10키로상자)		35,406	33,927	33,829	35,447	40,601	4% ▲	5% ▲	-0% ▼	-13% ▼
당근(20키로상자)		22,715	23,455	22,285	58,218	35,575	-3% ▼	2% ▲	-61% ▼	-36% ▼
대추방울토마토(3키로상자)		17,102	18,089	17,340	20,509	19,049	-5% ▼	-1% ▼	-17% ▼	-10% ▼
대파(일반)(1키로단)		1,498	1,531	1,534	1,765	1,837	-2% ▼	-2% ▼	-15% ▼	-18% ▼
딸기 설향(2키로상자)		34,527	33,542	42,584	28,771	34,489	3% ▲	-19% ▼	20% ▲	0% ▲
만감 황금향(3키로상자)		-	13,000	14,037	13,088	13,088	-	-	-	-
무(20키로상자)		13,038	12,570	13,871	23,723	13,969	4% ▲	-6% ▼	-45% ▼	-7% ▼
물오징어(6키로상자)		106,509	109,773	138,452	128,914	107,787	-3% ▼	-23% ▼	-17% ▼	-1% ▼
바나나 수입(13키로상자)		28,505	27,672	25,587	21,855	25,390	3% ▲	11% ▲	30% ▲	12% ▲
배 신고(15키로상자)		45,473	50,512	47,458	64,689	53,336	-10% ▼	-4% ▼	-30% ▼	-15% ▼
배추(10키로망대)		9,415	8,752	9,180	12,973	8,252	8% ▲	3% ▲	-27% ▼	14% ▲
백다다기오이(100개)		67,447	70,290	69,784	92,045	87,908	-4% ▼	-3% ▼	-27% ▼	-23% ▼
부추(일반)(500그램단)		2,844	2,329	2,267	4,633	4,173	22% ▲	25% ▲	-39% ▼	-32% ▼
브로콜리 극산(8키로상자)		30,265	40,516	29,357	35,611	29,565	-25% ▼	3% ▲	-15% ▼	2% ▲
빨강 파프리카(5키로상자)		28,877	26,237	21,732	44,926	37,123	10% ▲	33% ▲	-36% ▼	-22% ▼
사과 부사(10키로상자)		75,771	76,055	83,930	48,233	48,838	-0% ▼	-10% ▼	57% ▲	55% ▲
상추 포기잡(4키로상자)		23,930	28,401	13,463	11,173	19,603	-16% ▼	78% ▲	114% ▲	22% ▲
새송이버섯(2키로상자)		6,920	7,149	9,310	10,072	8,987	-3% ▼	-26% ▼	-31% ▼	-23% ▼
시금치(4키로상자)		14,152	13,467	10,256	18,149	14,629	5% ▲	38% ▲	-22% ▼	-3% ▼
숙갓(4키로상자)		10,201	10,600	9,792	10,281	13,959	-4% ▼	4% ▲	-1% ▼	-27% ▼
알배기배추(8키로상자)		15,073	14,782	18,385	21,061	17,185	2% ▲	-18% ▼	-28% ▼	-12% ▼
애호박(20개)		32,422	32,965	21,971	42,904	37,687	-2% ▼	48% ▲	-24% ▼	-14% ▼
양배추(8키로망대)		6,625	5,858	6,082	12,140	6,730	13% ▲	9% ▲	-45% ▼	-2% ▼
양상추(일반)(12개)		12,037	12,369	18,821	16,547	17,733	-3% ▼	-36% ▼	-27% ▼	-32% ▼
양파(1키로)		1,036	1,065	1,044	1,403	1,075	-3% ▼	-1% ▼	-26% ▼	-4% ▼
열무(4키로상자)		16,891	12,764	13,478	9,777	15,322	32% ▲	25% ▲	73% ▲	10% ▲
오이맛고추(10키로상자)		86,606	61,934	32,778	84,523	80,394	40% ▲	164% ▲	2% ▲	8% ▲
쪽파(10키로상자)		48,942	61,629	53,609	85,174	70,361	-21% ▼	-9% ▼	-43% ▼	-30% ▼
청경채(4키로상자)		14,454	13,067	8,551	9,645	14,801	11% ▲	69% ▲	50% ▲	-2% ▼
청양고추(10키로상자)		97,642	72,968	51,044	64,051	90,237	34% ▲	91% ▲	52% ▲	8% ▲
토마토(5키로상자)		15,081	13,173	17,512	16,668	18,426	14% ▲	-14% ▼	-10% ▼	-18% ▼
팽이버섯(5키로상자)		9,680	9,383	12,071	14,229	12,314	3% ▲	-20% ▼	-32% ▼	-21% ▼
포도 샤인머스켓(2키로상자)		7,439	7,200	6,259	9,821	16,826	3% ▲	19% ▲	-24% ▼	-56% ▼
호박밤 고구마(10키로상자)		25,465	25,541	24,445	26,943	24,948	-0% ▼	4% ▲	-5% ▼	2% ▲

## □ 품종별 등락가격 비교(전주대비)

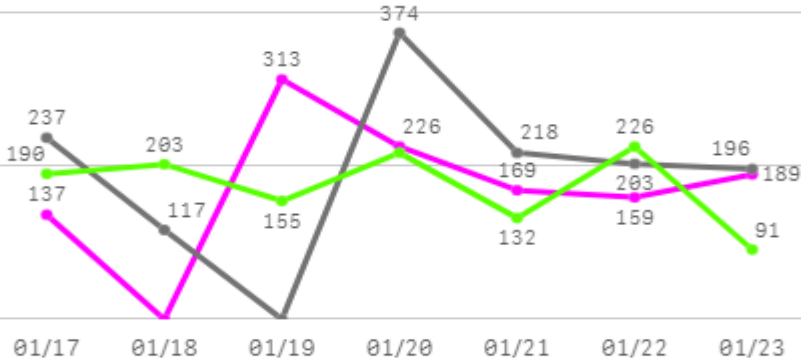
구분	품목(종)명
상승 품목(종)	(냉)고등어 수입(6%),가지(15%),감귤 하우스(26%),건세멸치(8%),배추(8%),부추(일반)(22%),빨강 파프리카(10%),시금치(5%),양배추(13%),열무(32%),오이 맛고추(40%),청경채(11%),청양고추(34%),토마토(14%)
하락 품목(종)	감 대봉시(-8%),대추방울토마토(-5%),배 신고(-10%),브로콜리 국산(-25%),상추 포기참(-16%),쪽파(-21%)
보합 품목(종)(+5%)	(선)갈치,감자 수미(햇),겉홍합,깐마늘 대서,단감 부유,당근,대파(일반),딸기 설향,무,물오징어,바나나 수입,백다다기오이,사과 부사,새송이버섯,숙갓,알배기배추,애호박,양상추(일반),양파,팽이버섯,포도 샤인머스켓,호박밤 고구마

# 3. 1월 3주차 품목(종)별 주간 거래동향

## 고구마

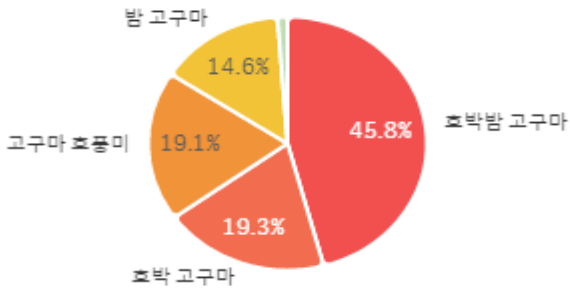
주간 반입량(톤)

◆ 2026    ● 2025    ▲ 평년

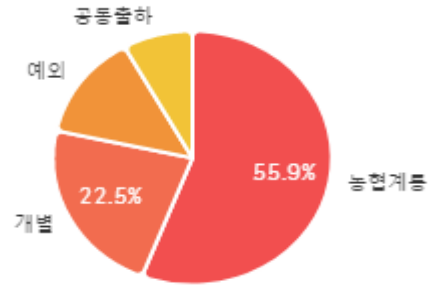


구분	금주(A)	전주(B)	전월(C)	전년(D)	평년(E)	A/B	A/C	A/D	A/E
물량(톤)	1,193	1,414	1,299	1,346	1,206	84.4%	91.9%	88.7%	99.0%

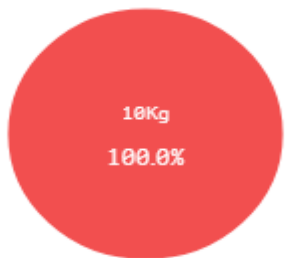
출하 품종별 거래물량 구성비



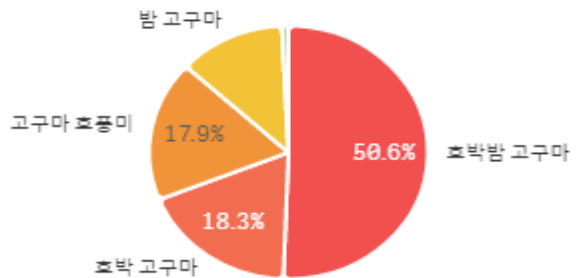
출하자별 거래물량 구성비



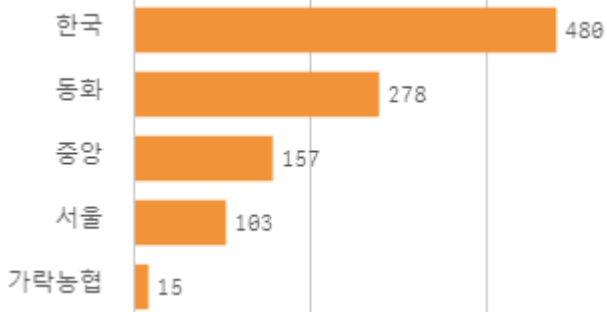
거래 단량별 물량 구성비



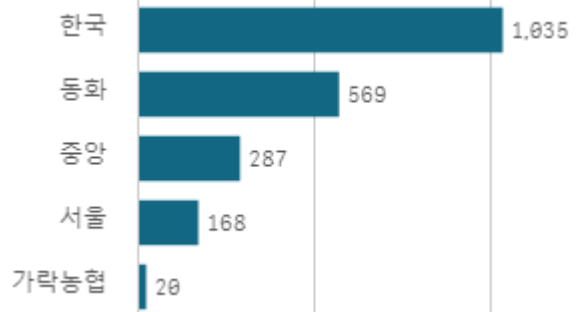
출하 품종별 거래금액 구성비



도매시장 법인별 거래물량(톤)

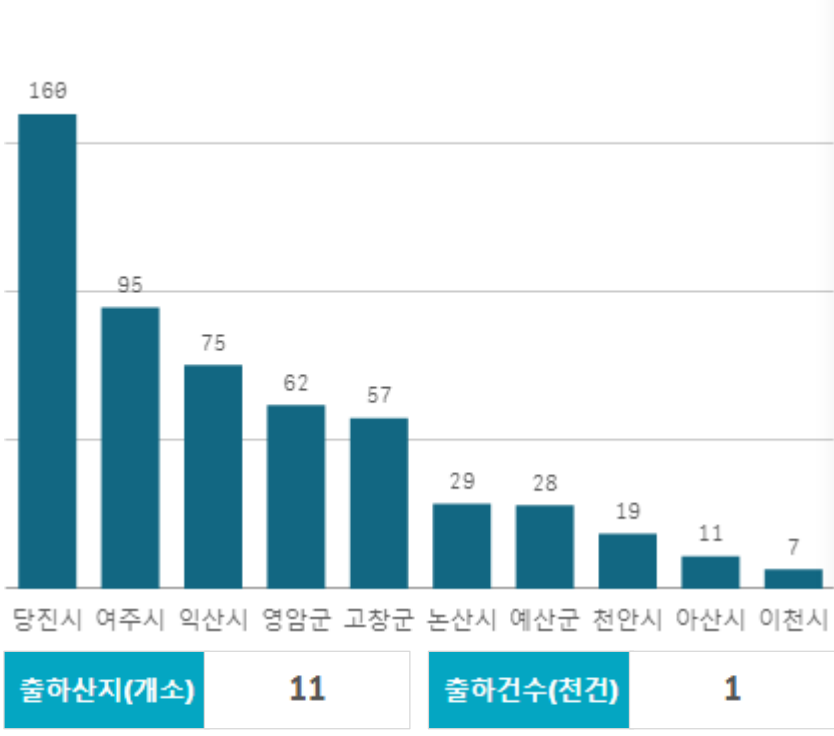


도매시장 법인별 거래금액(백만원)



# 호박밤 고구마(10Kg)

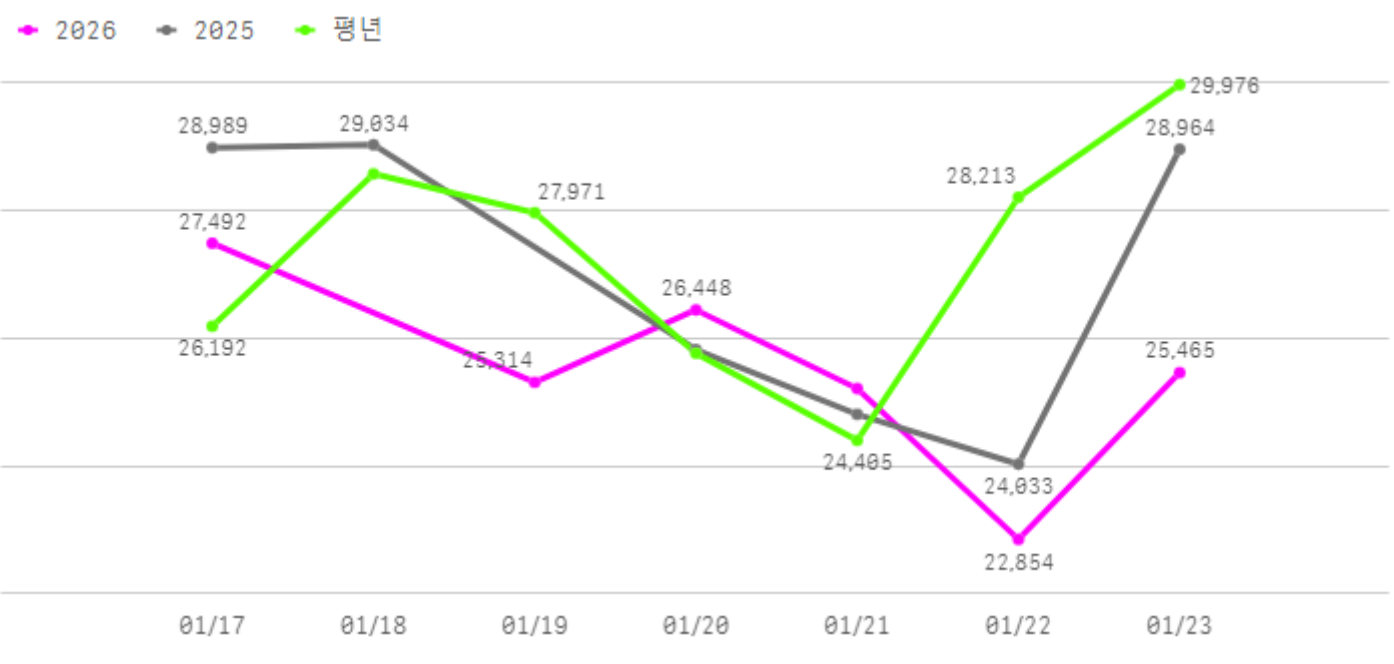
산지별 거래물량(톤)



산지별 주출하 시군구



주간 도매가격(원)



구분	금주(A)	전주(B)	전월(C)	전년(D)	평년(E)	A/B	A/C	A/D	A/E
가격(원)	25,465	25,541	24,445	26,943	24,948	99.7%	104.2%	94.5%	102.1%

※ 상품 가격 기준

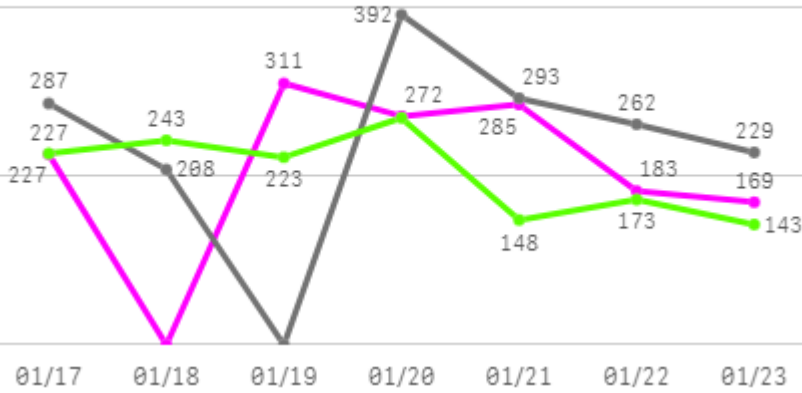
## □ 호박밤 고구마(10Kg) 주간 가격

구분	Q	품종	Q	단량	Q	특	상	보통	하
2026-01-17		호박밤 고구마		10Kg		35,250	27,492	17,861	11,893
2026-01-19		호박밤 고구마		10Kg		32,425	25,314	17,241	11,224
2026-01-20		호박밤 고구마		10Kg		30,990	26,448	17,958	10,902
2026-01-21		호박밤 고구마		10Kg		31,143	25,216	16,965	10,523
2026-01-22		호박밤 고구마		10Kg		27,730	22,854	15,872	9,491
2026-01-23		호박밤 고구마		10Kg		30,368	25,465	16,868	10,634
평균						<b>31,317</b>	<b>25,465</b>	<b>17,127</b>	<b>10,777</b>

# 감자

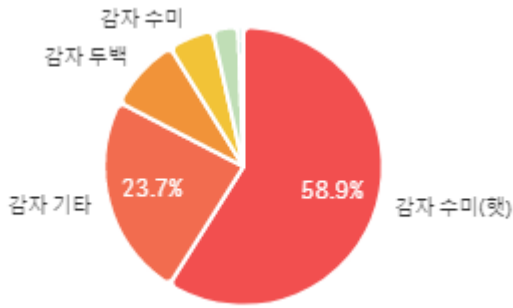
## 주간 반입량(톤)

◆ 2026    ● 2025    ▲ 평년

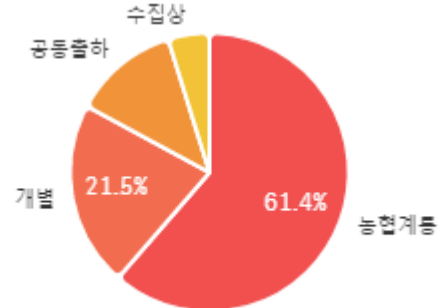


구분	금주(A)	전주(B)	전월(C)	전년(D)	평년(E)	A/B	A/C	A/D	A/E
물량(톤)	1,446	1,293	1,232	1,671	1,450	111.9%	117.4%	86.6%	99.7%

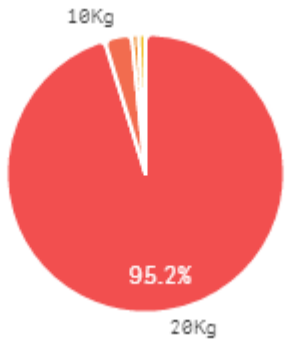
## 출하 품종별 거래물량 구성비



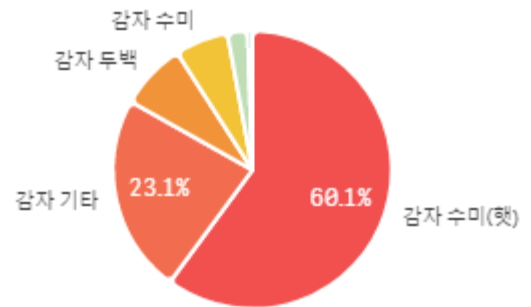
## 출하자별 거래물량 구성비



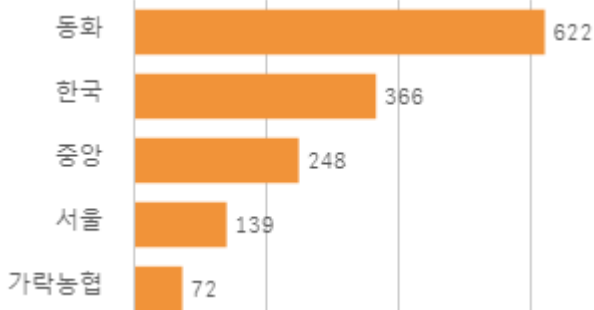
## 거래 단량별 물량 구성비



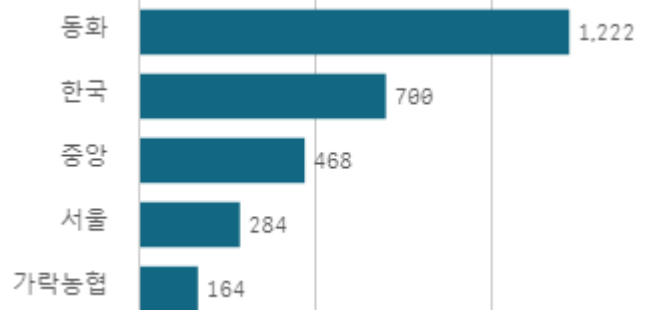
## 출하 품종별 거래금액 구성비



## 도매시장 법인별 거래물량(톤)

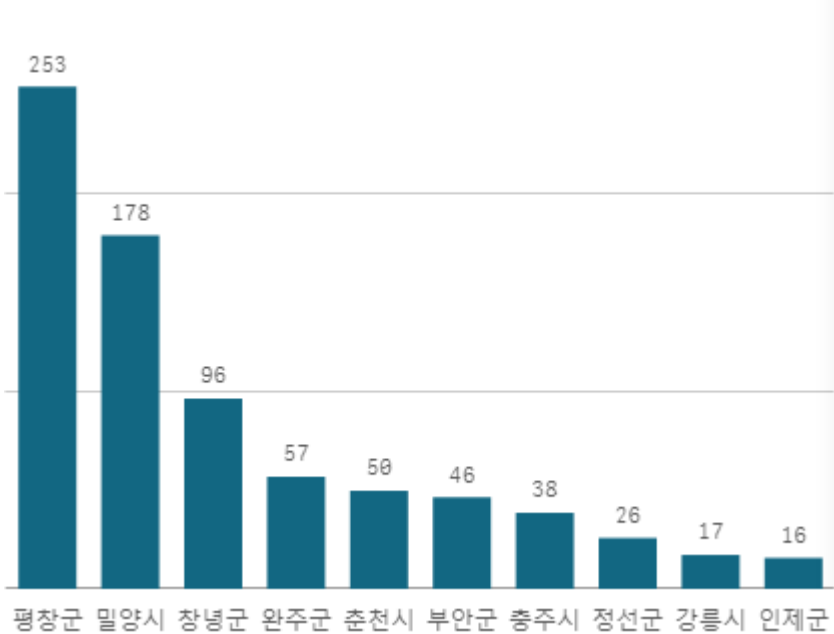


## 도매시장 법인별 거래금액(백만원)



# 감자 수미(햇) (20Kg)

산지별 거래물량(톤)



출하산지(개소)

23

출하건수(천건)

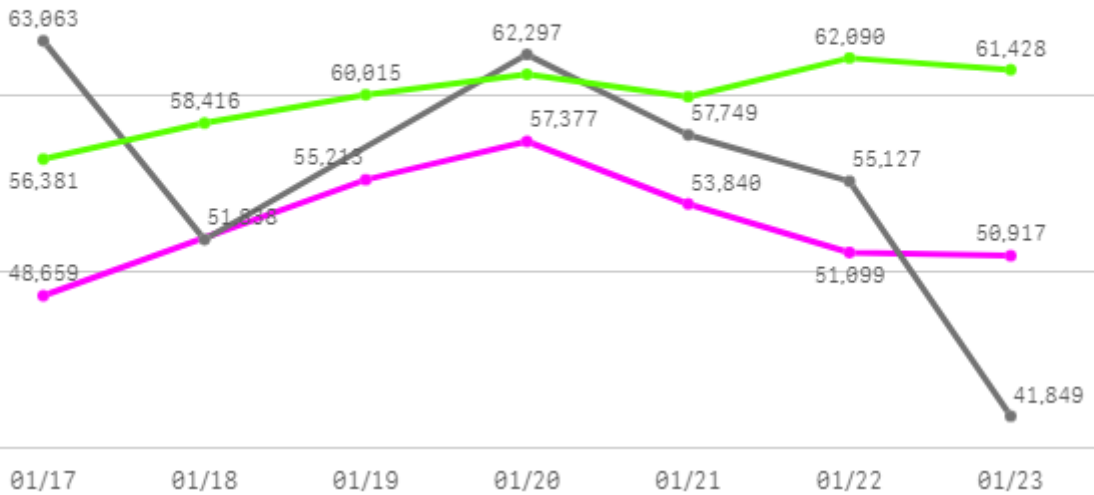
1

산지별 주출하 시군구



주간 도매가격(원)

◆ 2026    ● 2025    ◆ 평년



구분	금주(A)	전주(B)	전월(C)	전년(D)	평년(E)	A/B	A/C	A/D	A/E
가격(원)	52,851	51,345	43,830	55,321	56,148	102.9%	120.6%	95.5%	94.1%

※ 상품 가격 기준

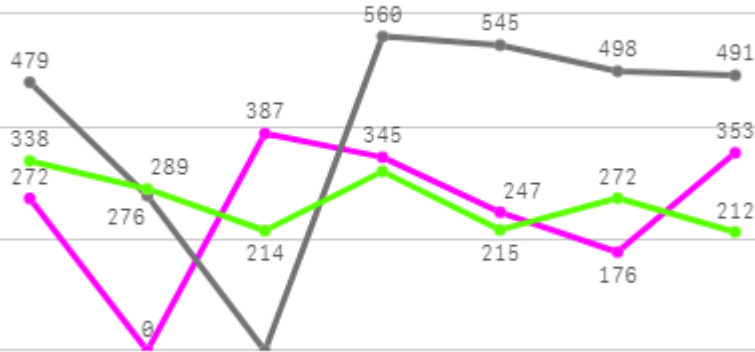
## □ 감자 수미(햇)(20Kg) 주간 가격

구분	Q	품종	Q	단량	Q	특	상	보통	하
2026-01-17		감자 수미(햇)		20Kg		63,652	48,659	37,174	21,479
2026-01-19		감자 수미(햇)		20Kg		73,889	55,213	39,908	22,575
2026-01-20		감자 수미(햇)		20Kg		70,316	57,377	42,313	19,974
2026-01-21		감자 수미(햇)		20Kg		71,278	53,840	37,292	19,767
2026-01-22		감자 수미(햇)		20Kg		64,183	51,099	40,090	23,074
2026-01-23		감자 수미(햇)		20Kg		64,432	50,917	38,066	20,947
평균						<b>67,958</b>	<b>52,851</b>	<b>39,141</b>	<b>21,303</b>

# 배추

## 주간 반입량(톤)

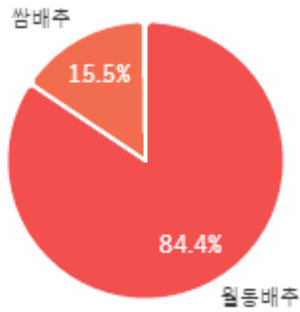
◆ 2026    ● 2025    ▲ 평년



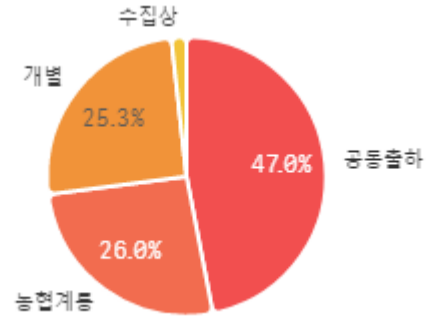
01/17    01/18    01/19    01/20    01/21    01/22    01/23

구분	금주(A)	전주(B)	전월(C)	전년(D)	평년(E)	A/B	A/C	A/D	A/E
물량(톤)	1,780	2,075	2,309	2,849	1,886	85.8%	77.1%	62.5%	94.4%

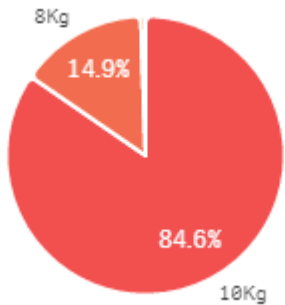
## 출하 품종별 거래물량 구성비



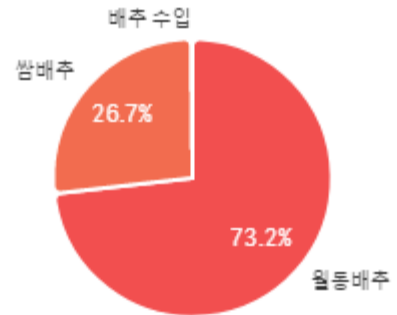
## 출하자별 거래물량 구성비



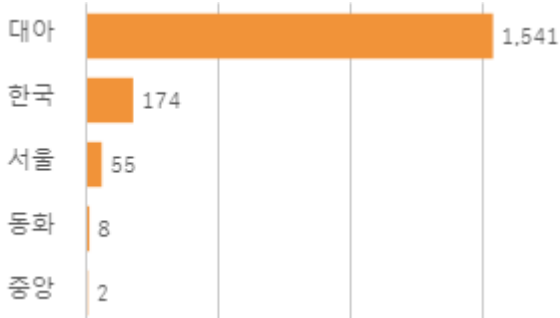
## 거래 단량별 물량 구성비



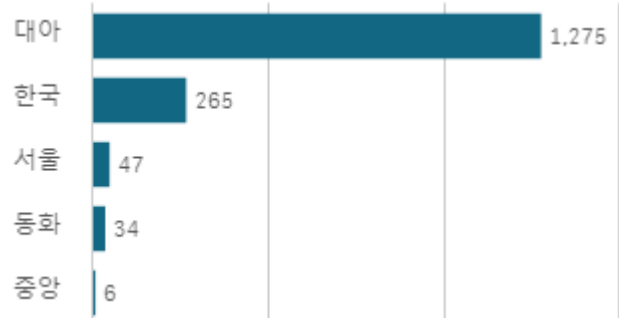
## 출하 품종별 거래금액 구성비



## 도매시장 법인별 거래물량(톤)

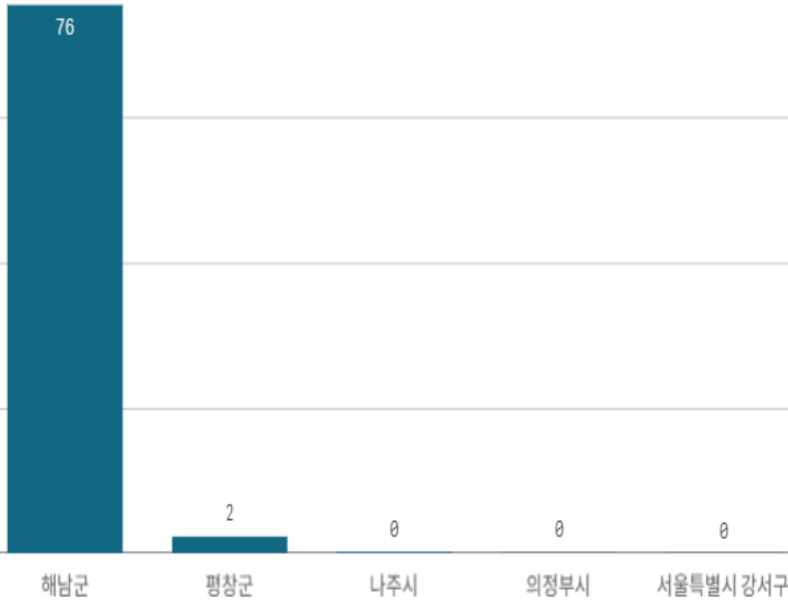


## 도매시장 법인별 거래금액(백만원)



# 배추(10Kg)

산지별 거래물량(톤)



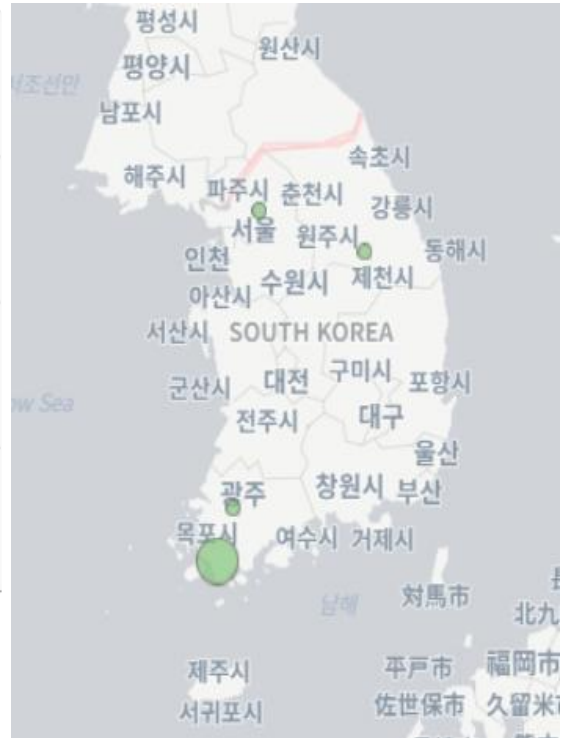
출하산지(개소)

5

출하건수(천건)

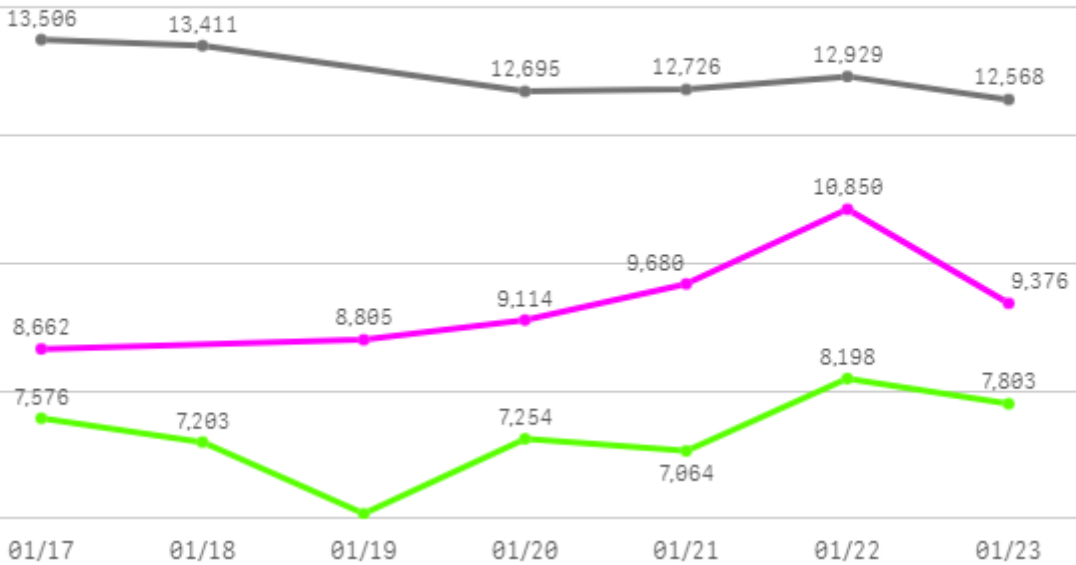
0

산지별 주출하 시군구



주간 도매가격(원)

◆ 2026    ● 2025    ◆ 평년



구분	금주(A)	전주(B)	전월(C)	전년(D)	평년(E)	A/B	A/C	A/D	A/E
가격(원)	9,415	8,752	9,180	12,973	8,252	107.6%	102.6%	72.6%	114.1%

※ 상품 가격 기준

## □ 배추(10Kg) 주간 가격

구분	Q	품종	Q	단량	Q	특	상	보통	하
2026-01-17		배추		10Kg		10,057	8,662	7,630	4,912
2026-01-19		배추		10Kg		9,936	8,805	7,725	5,473
2026-01-20		배추		10Kg		10,428	9,114	8,079	3,868
2026-01-21		배추		10Kg		11,076	9,680	8,228	4,553
2026-01-22		배추		10Kg		12,219	10,850	8,510	5,267
2026-01-23		배추		10Kg		10,870	9,376	7,581	6,317
평균						<b>10,764</b>	<b>9,415</b>	<b>7,959</b>	<b>5,065</b>

# 알배기배추

## 주간 반입량(톤)

◆ 2026    ● 2025    ▲ 평년

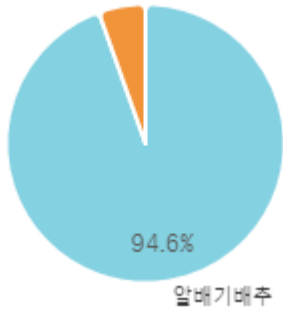


01/17    01/18    01/19    01/20    01/21    01/22    01/23

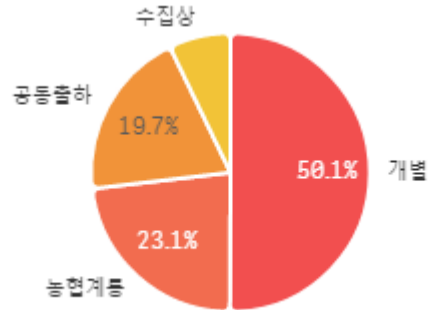
구분	금주(A)	전주(B)	전월(C)	전년(D)	평년(E)	A/B	A/C	A/D	A/E
물량(톤)	670	763	620	781	659	87.7%	107.9%	85.8%	101.6%

### 출하 품종별 거래물량 구성비

알배기배추(수입)

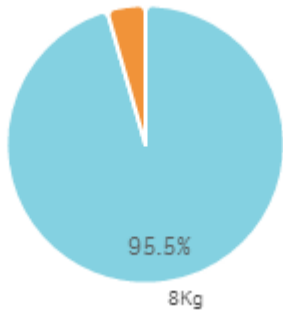


### 출하자별 거래물량 구성비



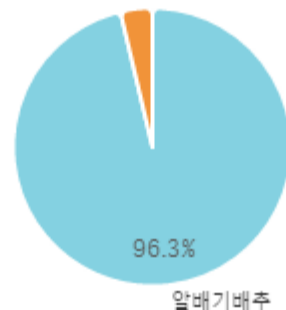
### 거래 단량별 물량 구성비

10Kg

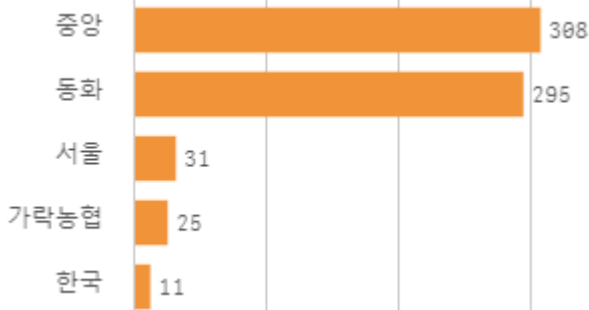


### 출하 품종별 거래금액 구성비

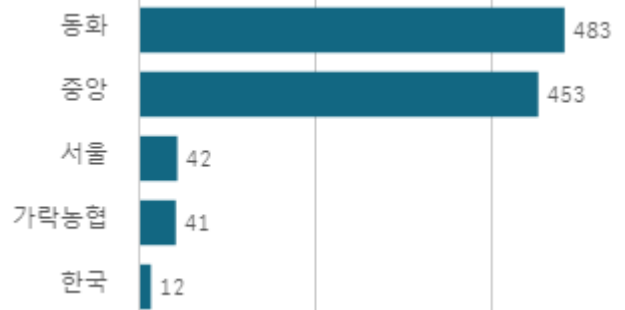
알배기배추(수입)



### 도매시장 법인별 거래물량(톤)



### 도매시장 법인별 거래금액(백만원)



# 알배기배추(8Kg)

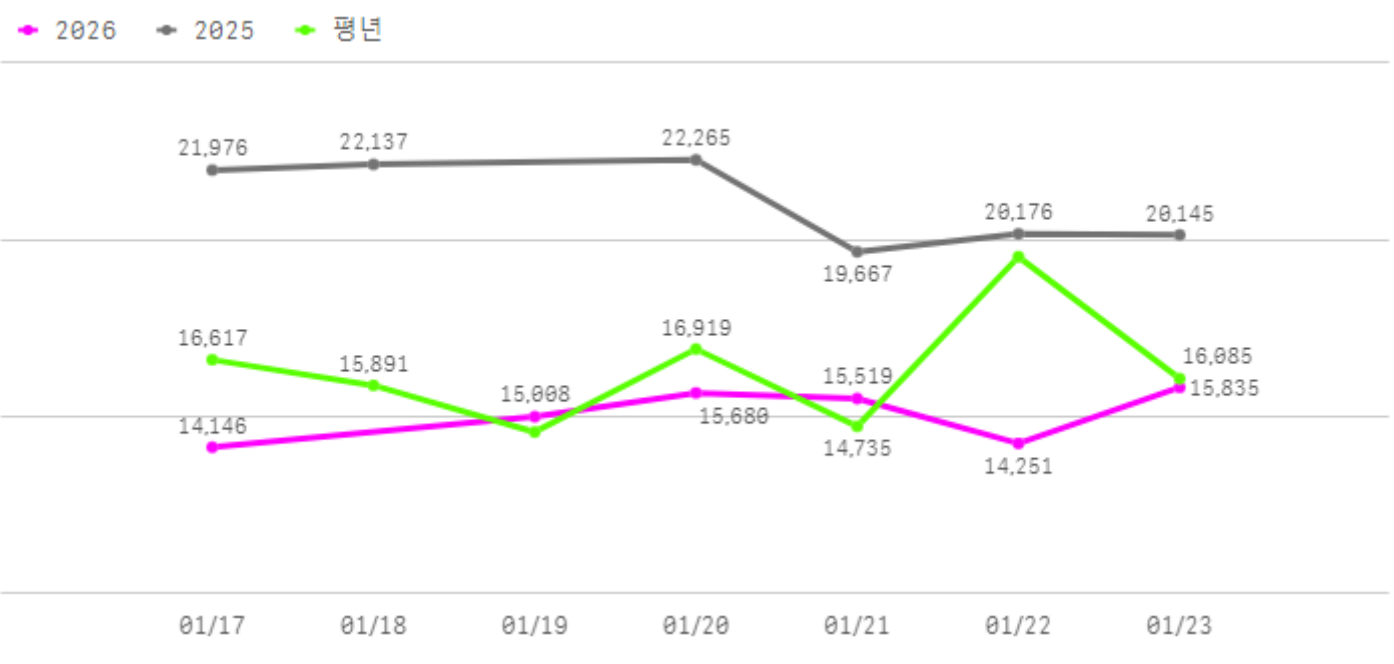
산지별 거래물량(톤)



산지별 주출하 시군구



주간 도매가격(원)



구분	금주(A)	전주(B)	전월(C)	전년(D)	평년(E)	A/B	A/C	A/D	A/E
가격(원)	15,073	14,782	18,385	21,061	17,185	102.0%	82.0%	71.6%	87.7%

※ 상품 가격 기준

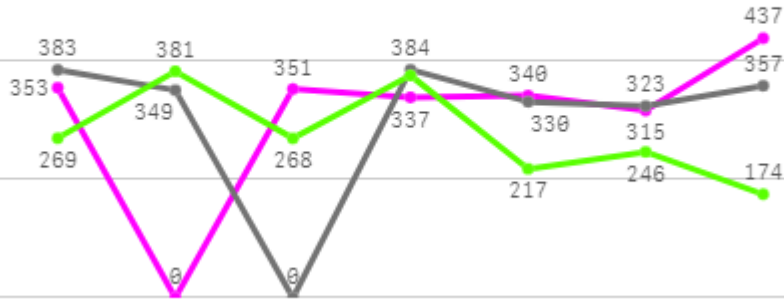
## □ 알배기배추(8Kg) 주간 가격

구분	Q	품종	Q	단량	Q	특	상	보통	하
2026-01-17		알배기배추		8Kg		21,084	14,146	9,965	7,756
2026-01-19		알배기배추		8Kg		22,644	15,008	11,694	8,672
2026-01-20		알배기배추		8Kg		21,664	15,680	11,978	8,615
2026-01-21		알배기배추		8Kg		18,628	15,519	12,452	8,555
2026-01-22		알배기배추		8Kg		18,186	14,251	10,932	7,312
2026-01-23		알배기배추		8Kg		21,501	15,835	11,820	7,578
평균						<b>20,618</b>	<b>15,073</b>	<b>11,474</b>	<b>8,081</b>

# 양배추

## 주간 반입량(톤)

◆ 2026    ● 2025    ▲ 평년



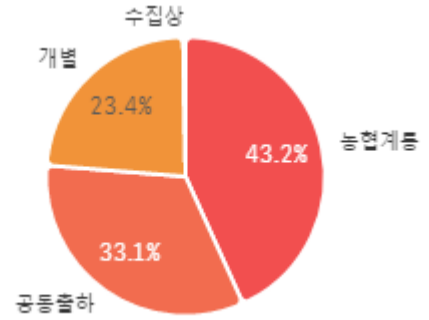
01/17    01/18    01/19    01/20    01/21    01/22    01/23

구분	금주(A)	전주(B)	전월(C)	전년(D)	평년(E)	A/B	A/C	A/D	A/E
물량(톤)	2,134	2,130	1,941	2,126	1,942	100.2%	110.0%	100.4%	109.9%

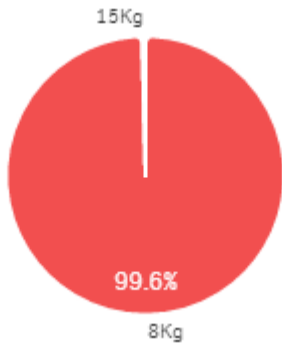
### 출하 품종별 거래물량 구성비



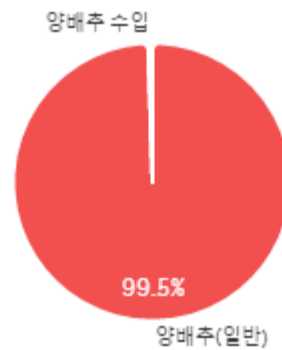
### 출하자별 거래물량 구성비



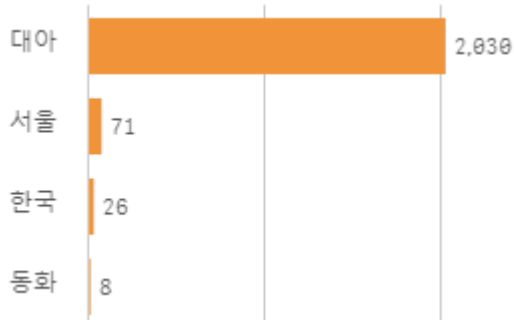
### 거래 단량별 물량 구성비



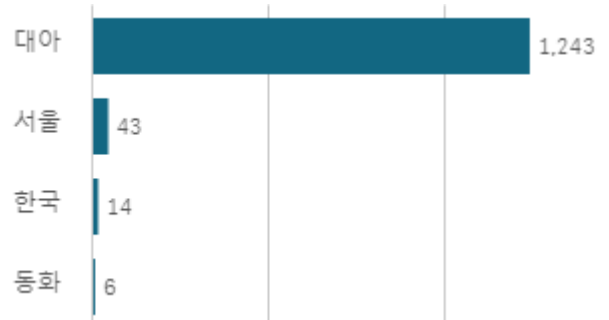
### 출하 품종별 거래금액 구성비



### 도매시장 법인별 거래물량(톤)

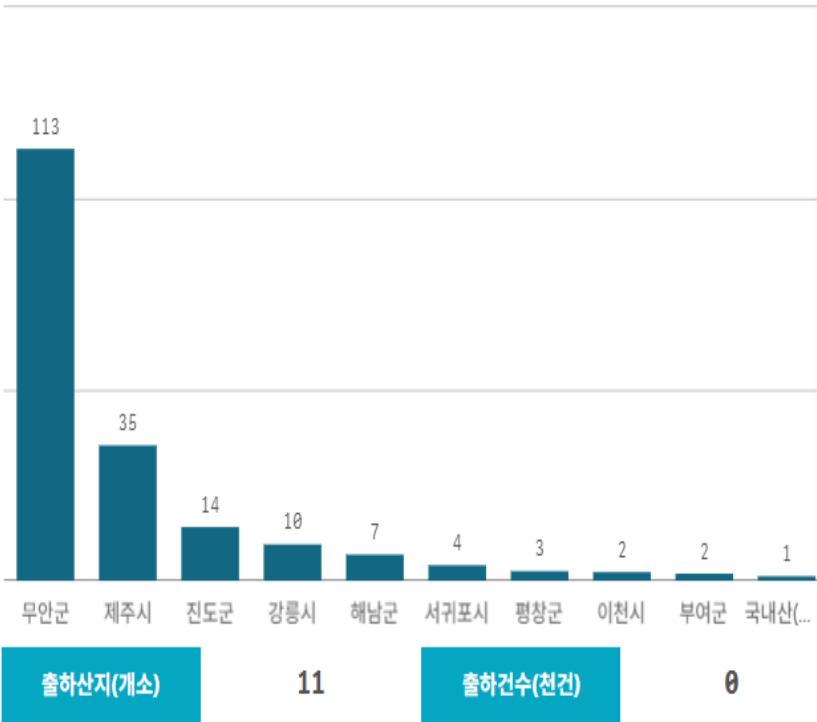


### 도매시장 법인별 거래금액(백만원)



# 양배추(8Kg)

산지별 거래물량(톤)

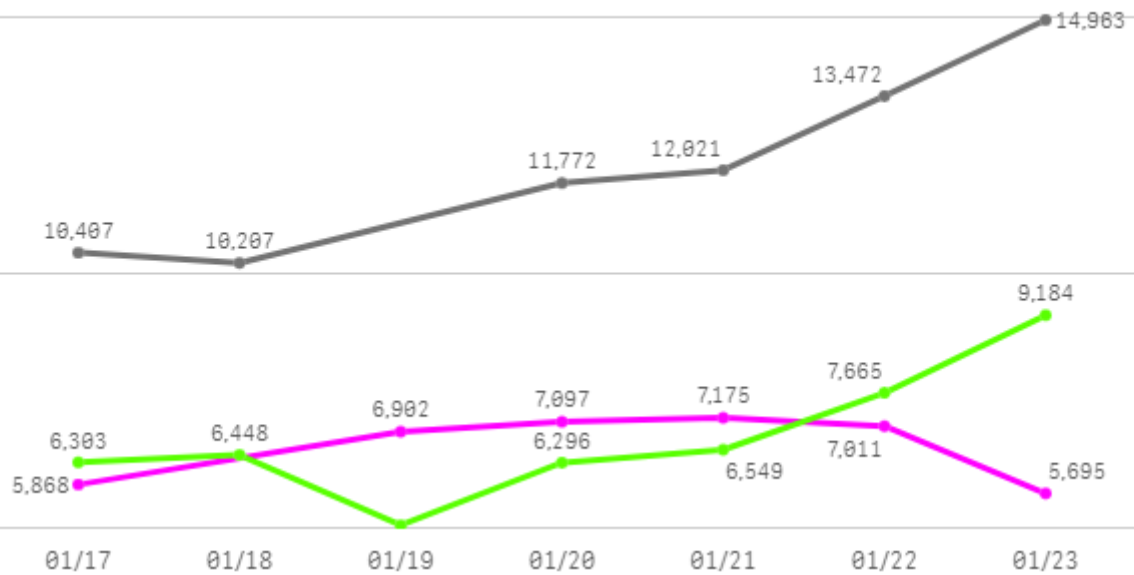


산지별 주출하 시군구



주간 도매가격(원)

◆ 2026    ● 2025    ◆ 평년



구분	금주(A)	전주(B)	전월(C)	전년(D)	평년(E)	A/B	A/C	A/D	A/E
가격(원)	6,625	5,858	6,082	12,140	6,730	113.1%	108.9%	54.6%	98.4%

※ 상품 가격 기준

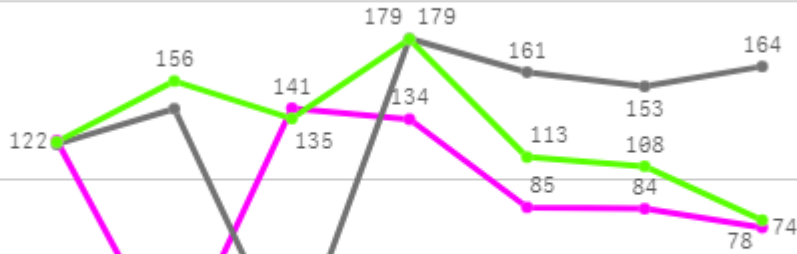
## □ 양배추(8Kg) 주간 가격

구분	Q	품종	Q	단량	Q	특	상	보통	하
2026-01-17		양배추		8Kg		9,542	5,868	3,554	2,498
2026-01-19		양배추		8Kg		10,778	6,902	4,262	2,323
2026-01-20		양배추		8Kg		11,304	7,097	4,515	2,171
2026-01-21		양배추		8Kg		11,547	7,175	4,636	2,350
2026-01-22		양배추		8Kg		10,986	7,011	3,990	1,806
2026-01-23		양배추		8Kg		9,270	5,695	3,539	1,824
평균						<b>10,571</b>	<b>6,625</b>	<b>4,083</b>	<b>2,162</b>

# 시금치

## 주간 반입량(톤)

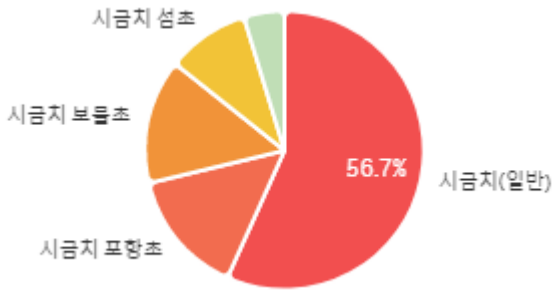
◆ 2026    ● 2025    ▲ 평년



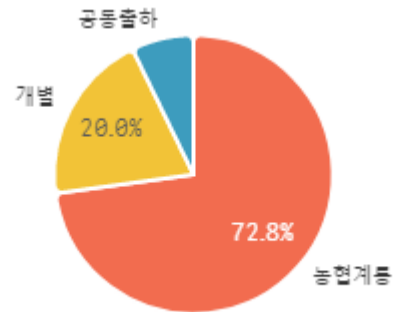
01/17    01/18    01/19    01/20    01/21    01/22    01/23

구분	금주(A)	전주(B)	전월(C)	전년(D)	평년(E)	A/B	A/C	A/D	A/E
물량(톤)	640	626	762	917	838	102.2%	84.0%	69.8%	76.4%

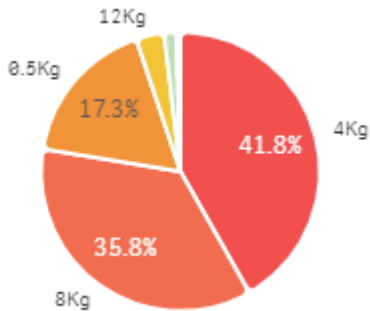
## 출하 품종별 거래물량 구성비



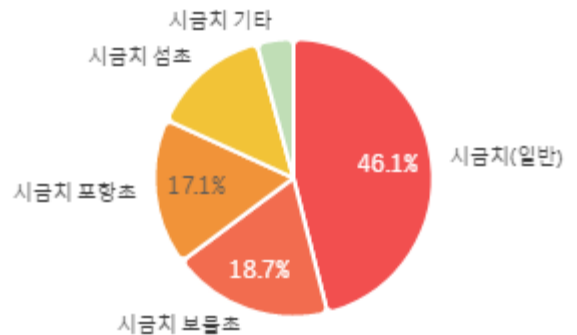
## 출하자별 거래물량 구성비



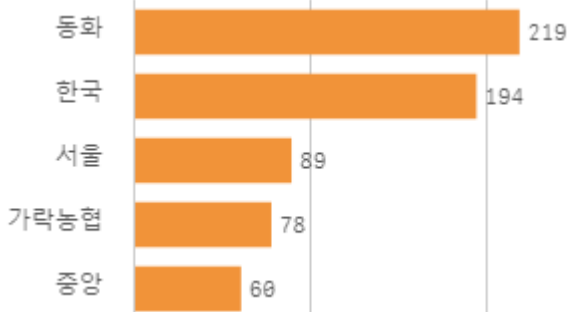
## 거래 단량별 물량 구성비



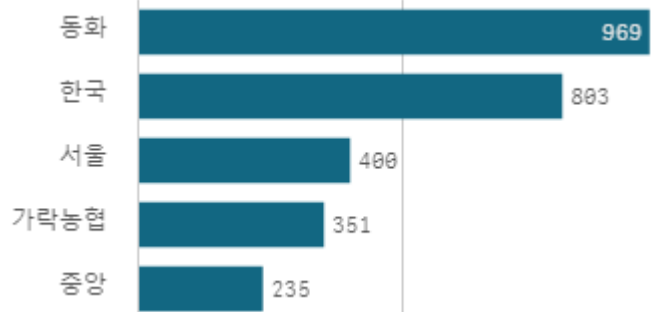
## 출하 품종별 거래금액 구성비



## 도매시장 법인별 거래물량(톤)

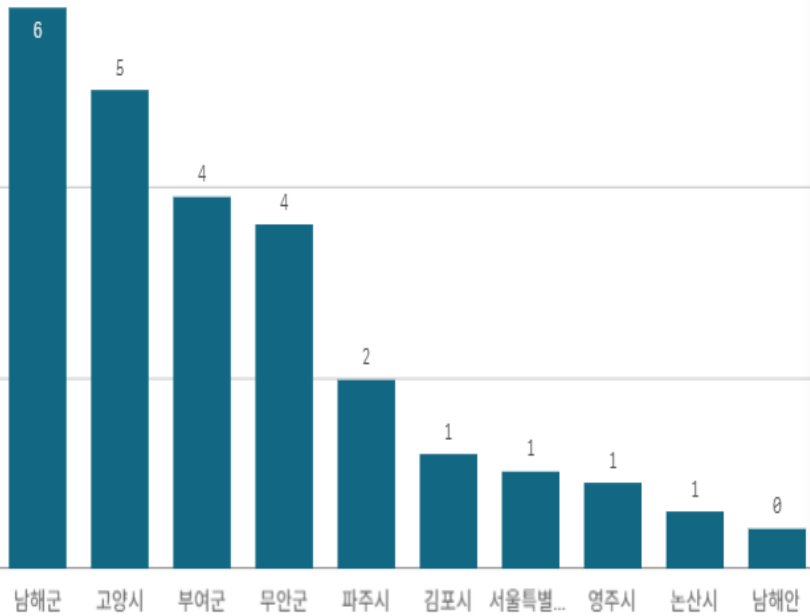


## 도매시장 법인별 거래금액(백만원)



# 시금치(4Kg)

산지별 거래물량(톤)



출하산지(개소)

15

출하건수(천건)

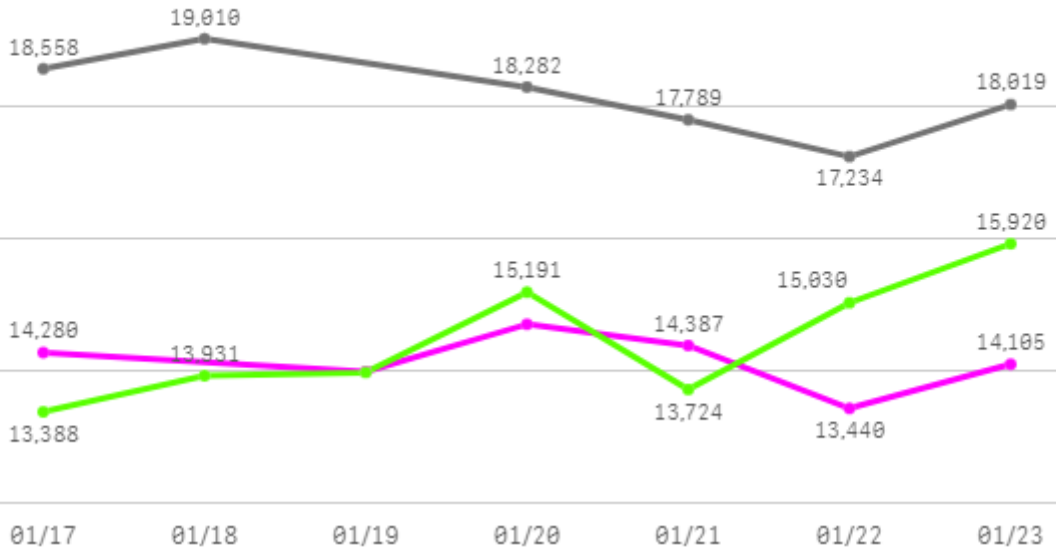
0

산지별 주출하 시군구



주간 도매가격(원)

◆ 2026    ● 2025    ◆ 평년



구분	금주(A)	전주(B)	전월(C)	전년(D)	평년(E)	A/B	A/C	A/D	A/E
가격(원)	14,152	13,467	10,256	18,149	14,629	105.1%	138.0%	78.0%	96.7%

※ 상품 가격 기준

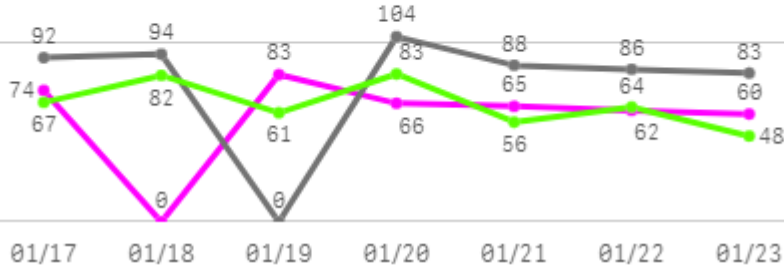
## □ 시금치(4Kg) 주간 가격

구분	Q	품종	Q	단량	Q	특	상	보통	하
2026-01-17		시금치		4Kg		15,946	14,280	13,174	11,307
2026-01-19		시금치		4Kg		15,958	13,994	12,920	11,220
2026-01-20		시금치		4Kg		16,442	14,707	13,108	11,356
2026-01-21		시금치		4Kg		16,582	14,387	12,426	10,794
2026-01-22		시금치		4Kg		15,108	13,440	12,125	9,958
2026-01-23		시금치		4Kg		16,110	14,105	12,200	9,944
평균						<b>16,024</b>	<b>14,152</b>	<b>12,659</b>	<b>10,763</b>

# 상추

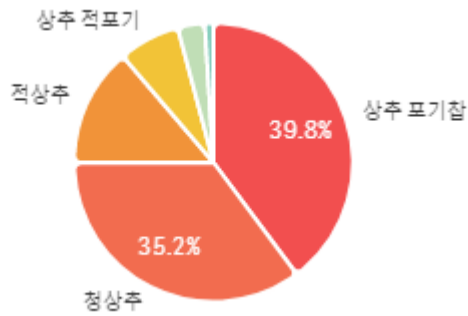
## 주간 반입량(톤)

◆ 2026    ● 2025    ▲ 평년

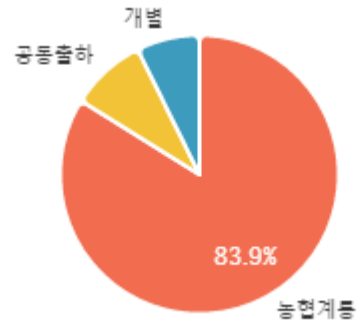


구분	금주(A)	전주(B)	전월(C)	전년(D)	평년(E)	A/B	A/C	A/D	A/E
물량(톤)	410	406	478	547	455	101.0%	85.8%	75.1%	90.1%

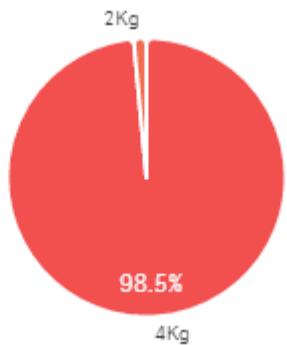
## 출하 품종별 거래물량 구성비



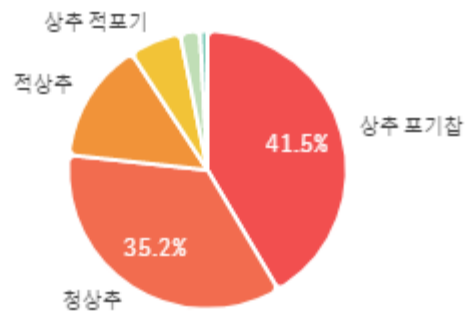
## 출하자별 거래물량 구성비



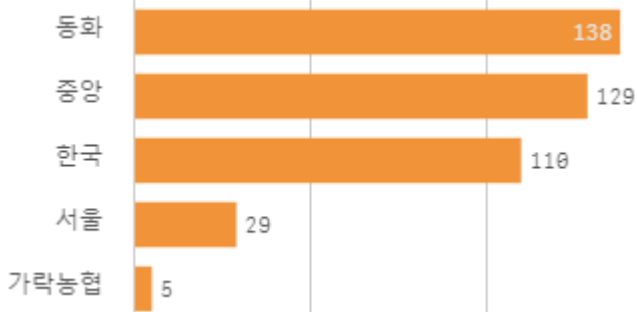
## 거래 단량별 물량 구성비



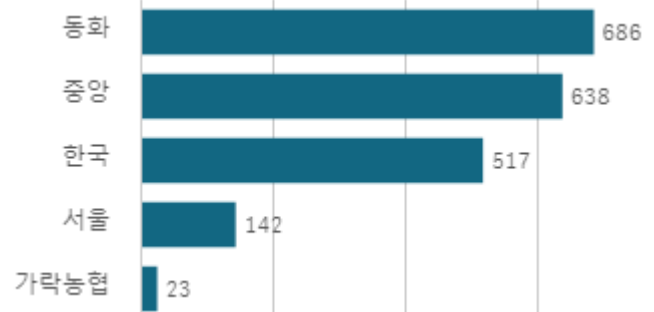
## 출하 품종별 거래금액 구성비



## 도매시장 법인별 거래물량(톤)

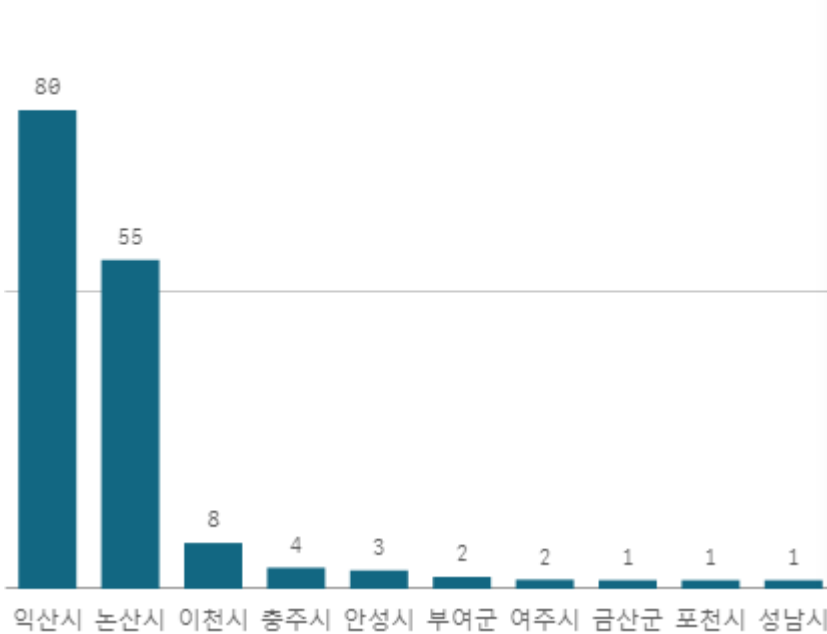


## 도매시장 법인별 거래금액(백만원)



# 상추 포기잡(4Kg)

산지별 거래물량(톤)



출하산지(개소)

21

출하건수(천건)

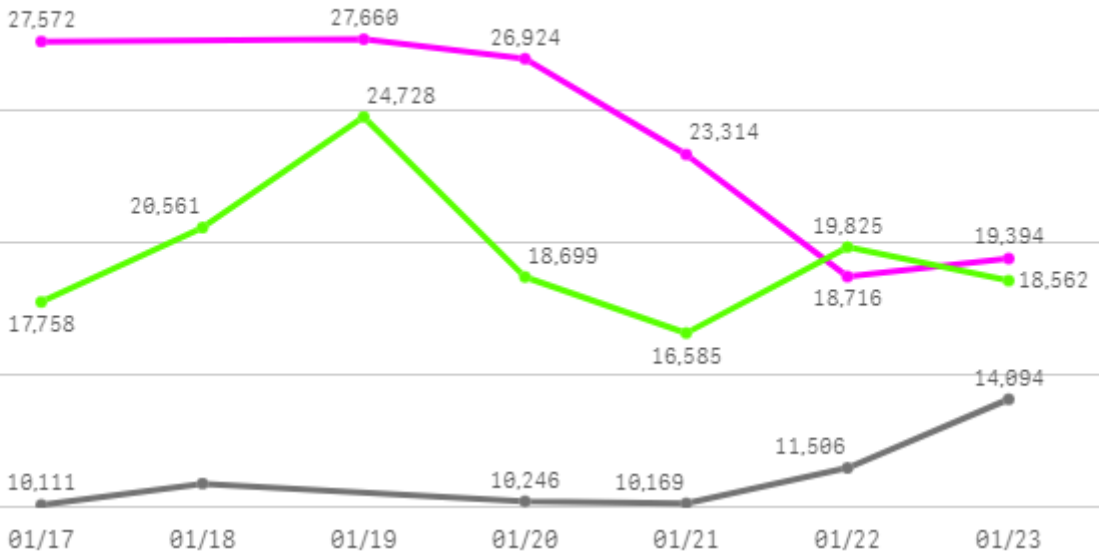
1

산지별 주출하 시군구



주간 도매가격(원)

◆ 2026    ● 2025    ◆ 평년



구분	금주(A)	전주(B)	전월(C)	전년(D)	평년(E)	A/B	A/C	A/D	A/E
가격(원)	23,930	28,401	13,463	11,173	19,603	84.3%	177.8%	214.2%	122.1%

※ 상품 가격 기준

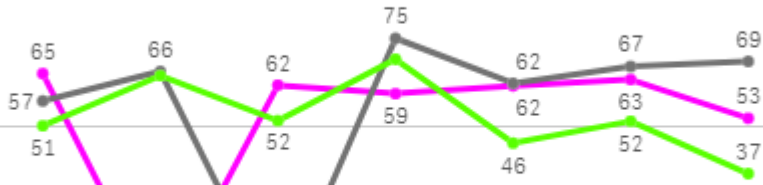
## □ 상추 포기잡(4Kg) 주간 가격

구분	Q	품종	Q	단량	Q	특	상	보통	하
2026-01-17		상추 포기잡		4Kg		-	27,572	23,681	20,094
2026-01-19		상추 포기잡		4Kg		-	27,660	24,419	20,709
2026-01-20		상추 포기잡		4Kg		-	26,924	23,807	19,670
2026-01-21		상추 포기잡		4Kg		-	23,314	19,186	15,785
2026-01-22		상추 포기잡		4Kg		-	18,716	16,117	12,762
2026-01-23		상추 포기잡		4Kg		-	19,394	16,296	13,302
평균						-	<b>23,930</b>	<b>20,584</b>	<b>17,054</b>

# 부추

## 주간 반입량(톤)

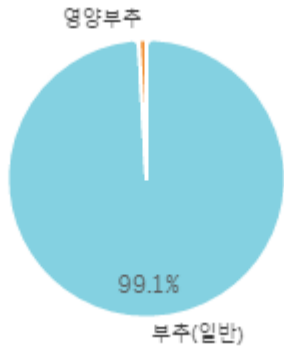
◆ 2026    ● 2025    ▲ 평년



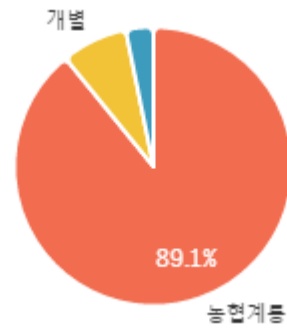
01/17    01/18    01/19    01/20    01/21    01/22    01/23

구분	금주(A)	전주(B)	전월(C)	전년(D)	평년(E)	A/B	A/C	A/D	A/E
물량(톤)	364	370	369	396	374	98.4%	98.7%	91.9%	97.5%

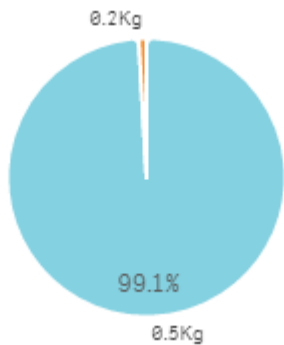
## 출하 품종별 거래물량 구성비



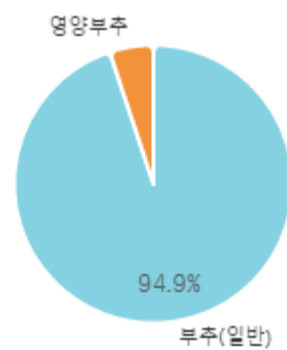
## 출하자별 거래물량 구성비



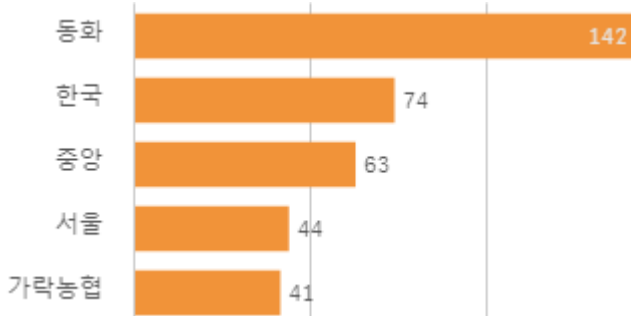
## 거래 단량별 물량 구성비



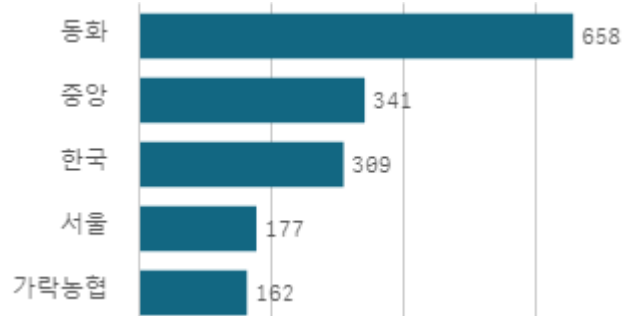
## 출하 품종별 거래금액 구성비



## 도매시장 법인별 거래물량(톤)

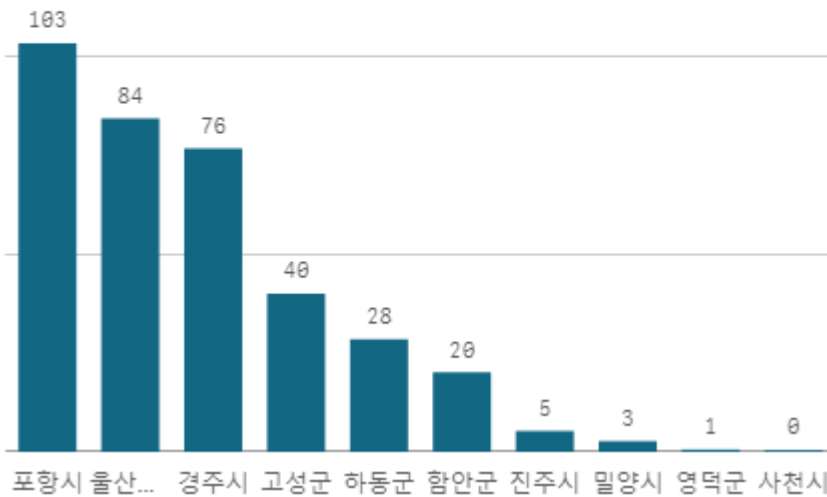


## 도매시장 법인별 거래금액(백만원)



# 부추(일반) (0.5Kg)

산지별 거래물량(톤)



출하산지(개소)

10

출하건수(천건)

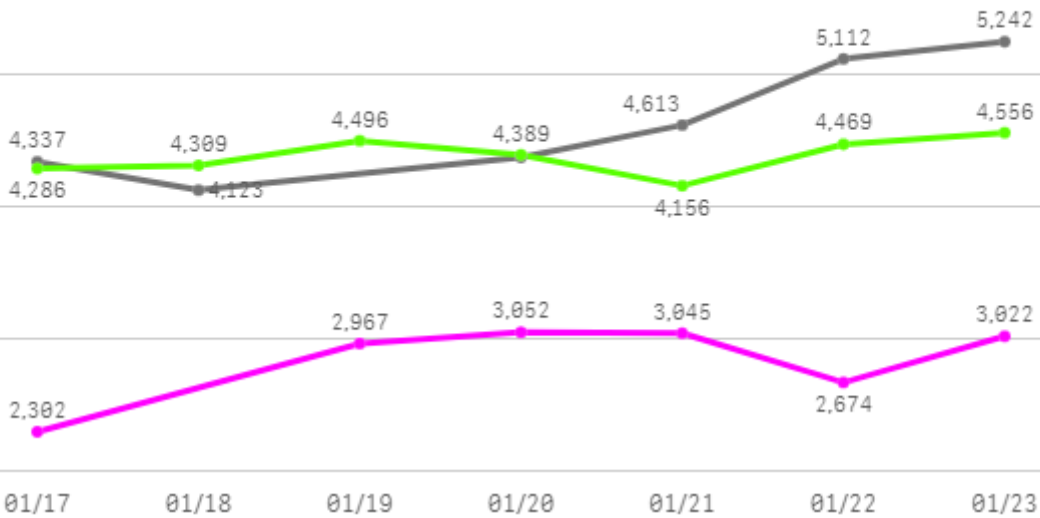
2

산지별 주출하 시군구



주간 도매가격(원)

◆ 2026    ● 2025    ◆ 평년



구분	금주(A)	전주(B)	전월(C)	전년(D)	평년(E)	A/B	A/C	A/D	A/E
가격(원)	2,844	2,329	2,267	4,633	4,173	122.1%	125.5%	61.4%	68.1%

※ 상품 가격 기준

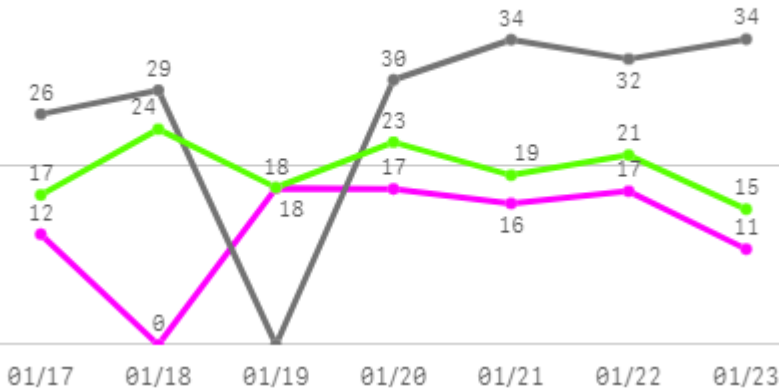
## □ 부추(일반)(0.5Kg) 주간 가격

구분	Q	품종	Q	단량	Q	특	상	보통	하
2026-01-17		부추(일반)		0.5Kg		-	2,302	1,803	1,304
2026-01-19		부추(일반)		0.5Kg		-	2,967	2,402	1,636
2026-01-20		부추(일반)		0.5Kg		-	3,052	2,580	1,958
2026-01-21		부추(일반)		0.5Kg		-	3,045	2,598	2,039
2026-01-22		부추(일반)		0.5Kg		-	2,674	2,137	1,562
2026-01-23		부추(일반)		0.5Kg		-	3,022	2,411	1,588
평균						-	<b>2,844</b>	<b>2,322</b>	<b>1,681</b>

# 열무

## 주간 반입량(톤)

◆ 2026    ● 2025    ▲ 평년

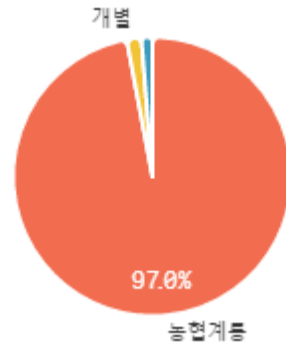


구분	금주(A)	전주(B)	전월(C)	전년(D)	평년(E)	A/B	A/C	A/D	A/E
물량(톤)	91	94	124	185	121	96.8%	73.5%	49.4%	75.7%

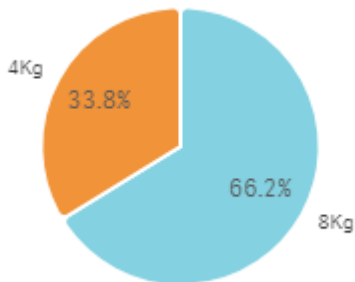
## 출하 품종별 거래물량 구성비



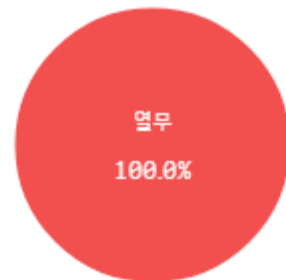
## 출하자별 거래물량 구성비



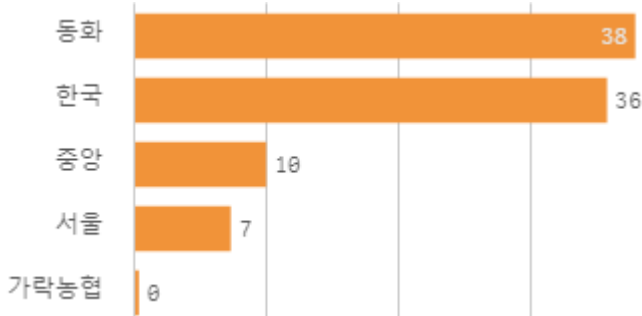
## 거래 단량별 물량 구성비



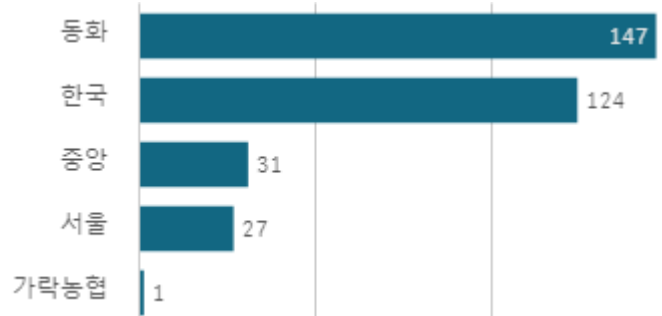
## 출하 품종별 거래금액 구성비



## 도매시장 법인별 거래물량(톤)

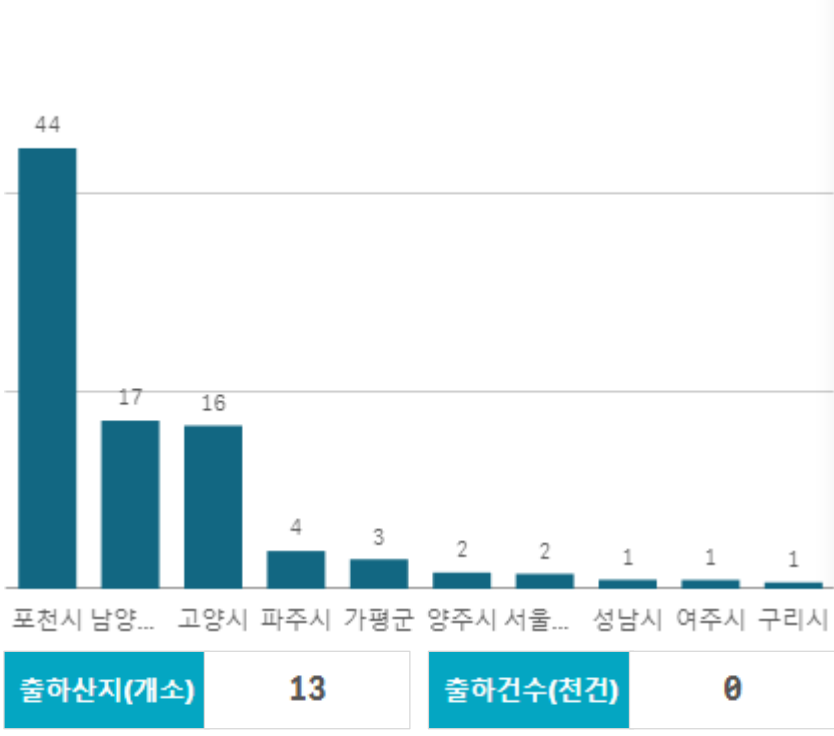


## 도매시장 법인별 거래금액(백만원)

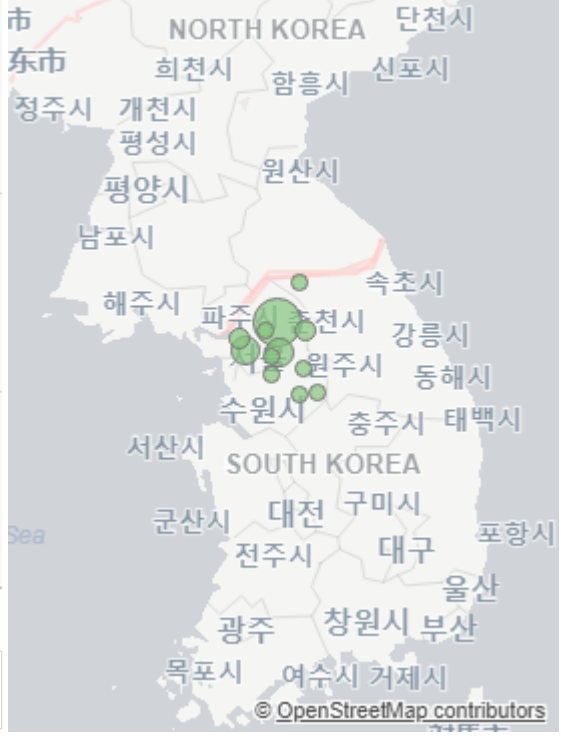


# 열무(4Kg)

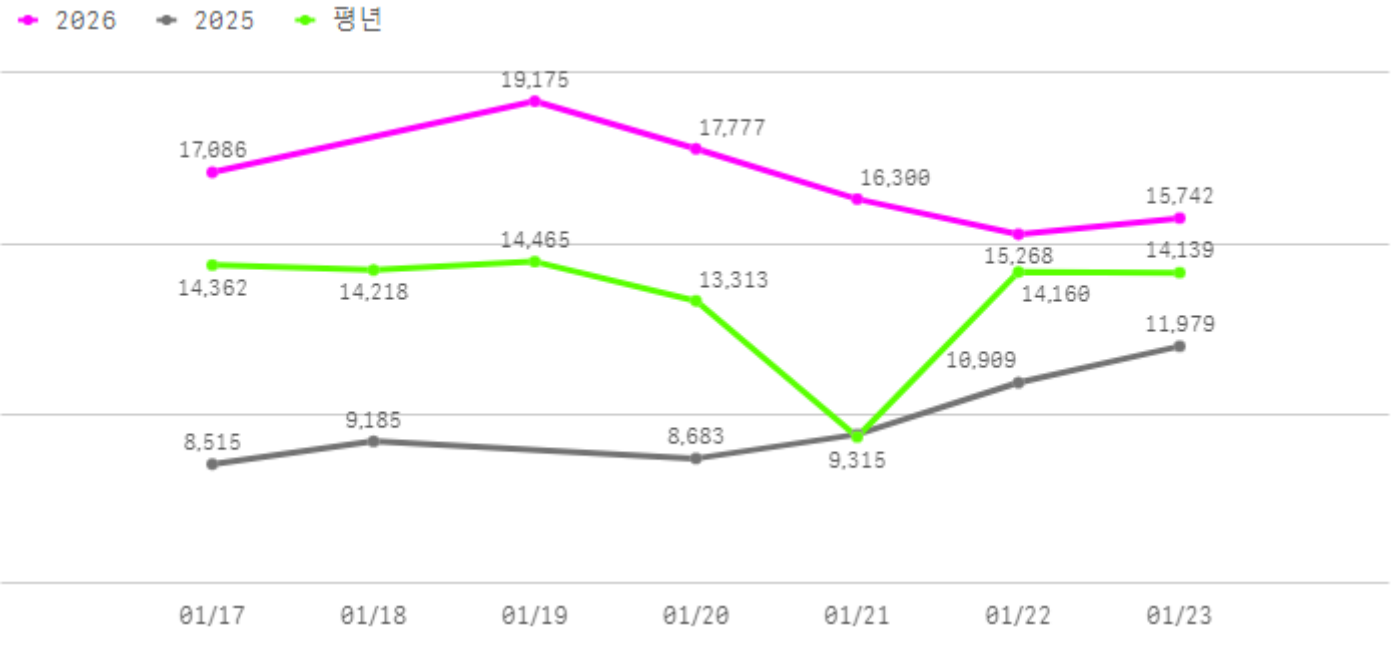
산지별 거래물량(톤)



산지별 주출하 시군구



주간 도매가격(원)



구분	금주(A)	전주(B)	전월(C)	전년(D)	평년(E)	A/B	A/C	A/D	A/E
가격(원)	16,891	12,764	13,478	9,777	15,322	132.3%	125.3%	172.8%	110.2%

※ 상품 가격 기준

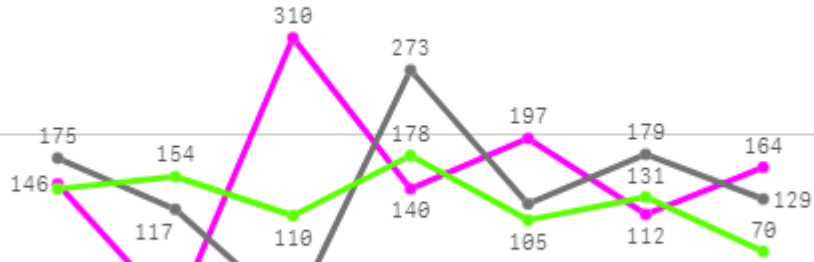
## □ 열무(4Kg) 주간 가격

구분	Q	품종	Q	단량	Q	특	상	보통	하
2026-01-17		열무		4Kg		-	17,086	14,618	12,074
2026-01-19		열무		4Kg		-	19,175	14,439	9,537
2026-01-20		열무		4Kg		-	17,777	13,918	9,922
2026-01-21		열무		4Kg		-	16,300	13,218	8,329
2026-01-22		열무		4Kg		-	15,268	11,737	8,184
2026-01-23		열무		4Kg		-	15,742	13,684	9,254
평균						-	<b>16,891</b>	<b>13,602</b>	<b>9,550</b>

# 오이

## 주간 반입량(톤)

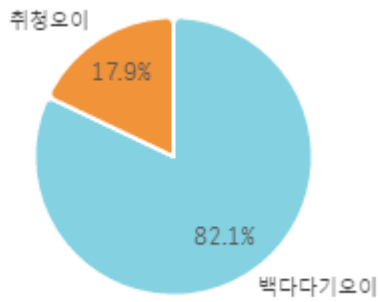
2026 (Magenta) 2025 (Grey) 평년 (Green)



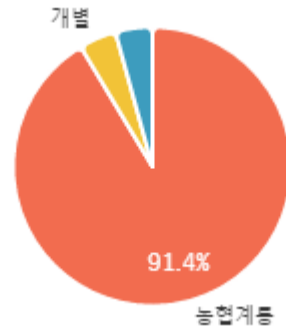
01/17 01/18 01/19 01/20 01/21 01/22 01/23

구분	금주(A)	전주(B)	전월(C)	전년(D)	평년(E)	A/B	A/C	A/D	A/E
물량(톤)	1,068	1,012	1,035	996	911	105.6%	103.2%	107.3%	117.2%

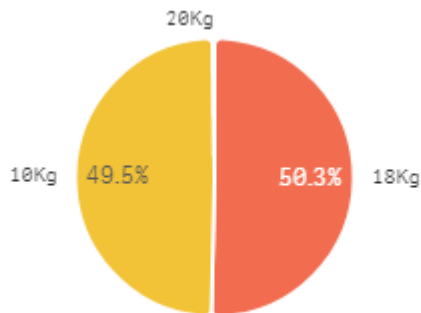
### 출하 품종별 거래물량 구성비



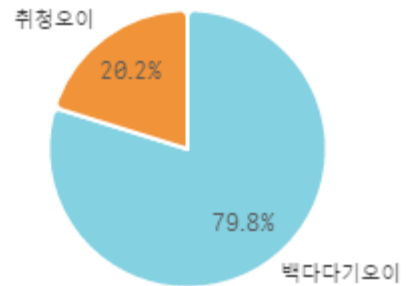
### 출하자별 거래물량 구성비



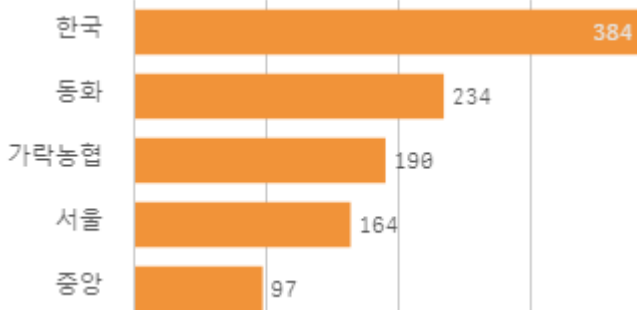
### 거래 단량별 물량 구성비



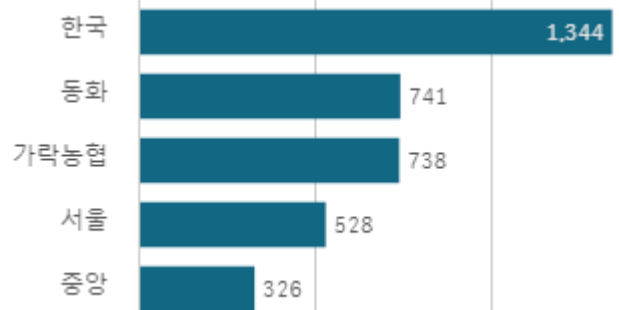
### 출하 품종별 거래금액 구성비



### 도매시장 법인별 거래물량(톤)

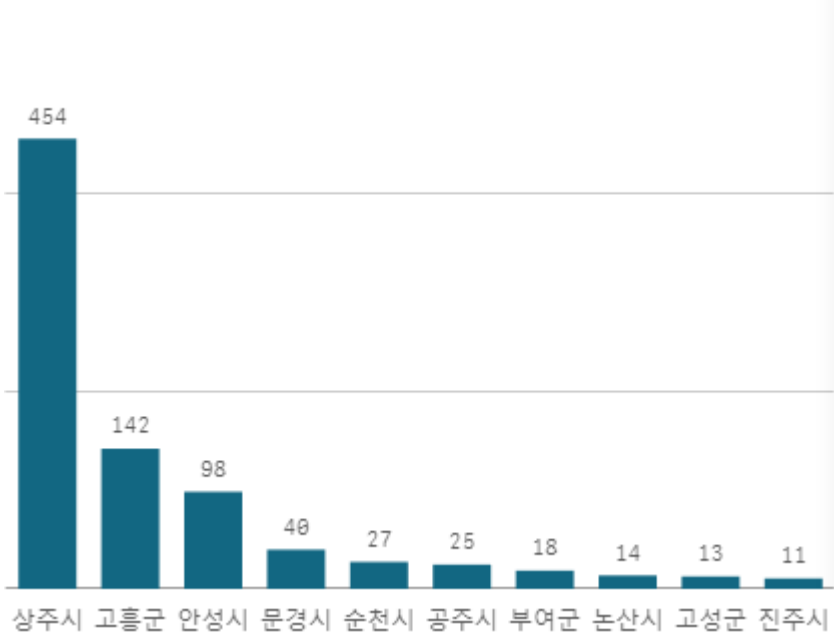


### 도매시장 법인별 거래금액(백만원)



# 백다다기오이(100개)

산지별 거래물량(톤)



출하산지(개소)

29

출하건수(천건)

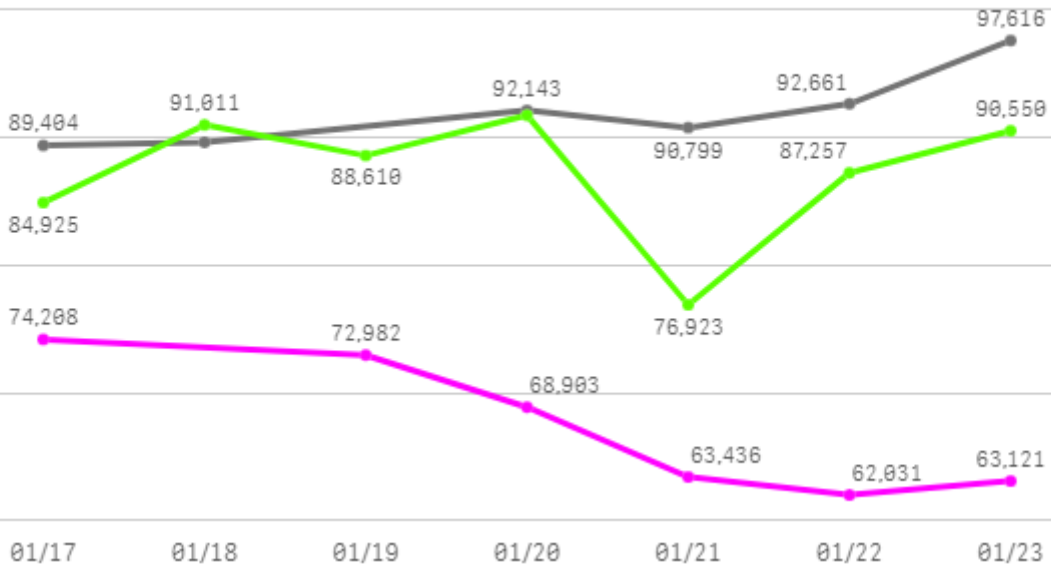
6

산지별 주출하 시군구



주간 도매가격(원)

◆ 2026    ● 2025    ◆ 평년



구분	금주(A)	전주(B)	전월(C)	전년(D)	평년(E)	A/B	A/C	A/D	A/E
가격(원)	67,447	70,290	69,784	92,045	87,908	96.0%	96.7%	73.3%	76.7%

※ 상품 가격 기준

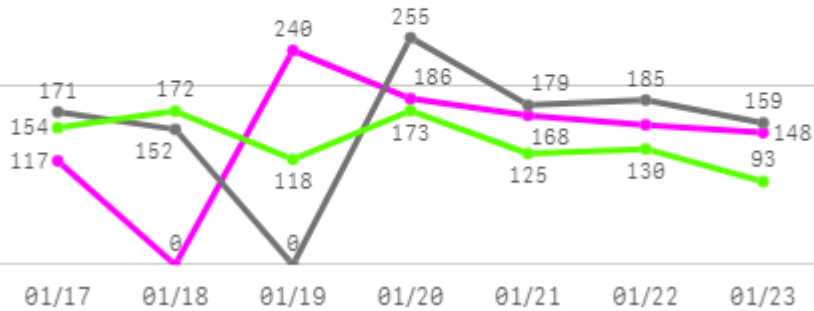
## □ 백다다기오이(100개) 주간 가격

구분	Q	품종	Q	단량	Q	특	상	보통	하
2026-01-17		백다다기오이		100개		101,622	74,208	57,936	42,523
2026-01-19		백다다기오이		100개		103,734	72,982	57,277	43,089
2026-01-20		백다다기오이		100개		97,017	68,903	51,587	36,876
2026-01-21		백다다기오이		100개		90,232	63,436	46,623	26,982
2026-01-22		백다다기오이		100개		86,173	62,031	44,190	29,151
2026-01-23		백다다기오이		100개		87,179	63,121	46,428	33,519
평균						<b>94,326</b>	<b>67,447</b>	<b>50,674</b>	<b>35,357</b>

# 호박

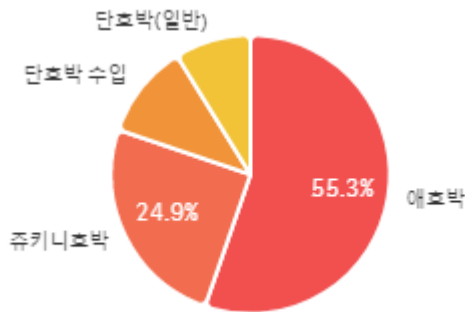
## 주간 반입량(톤)

◆ 2026    ● 2025    ▲ 평년

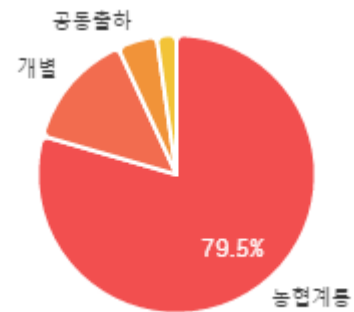


구분	금주(A)	전주(B)	전월(C)	전년(D)	평년(E)	A/B	A/C	A/D	A/E
물량(톤)	1,016	1,018	1,136	1,101	956	99.8%	89.5%	92.3%	106.3%

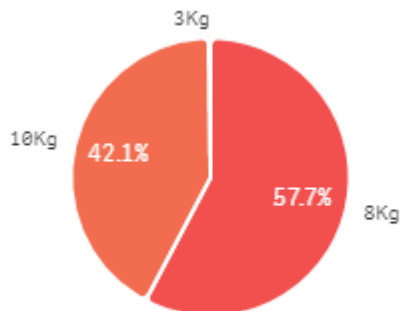
## 출하 품종별 거래물량 구성비



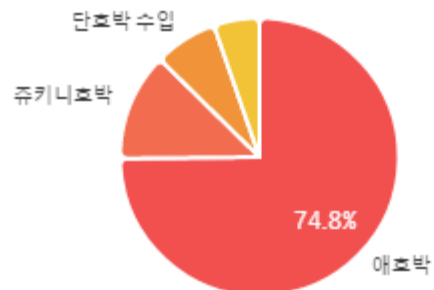
## 출하자별 거래물량 구성비



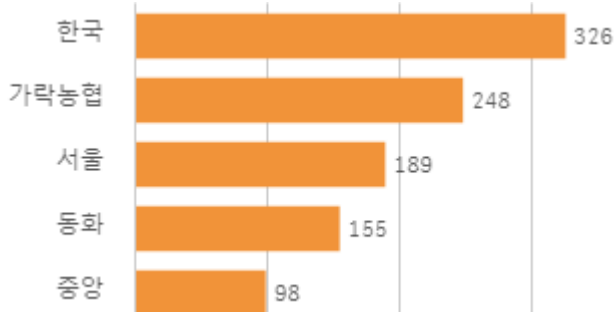
## 거래 단량별 물량 구성비



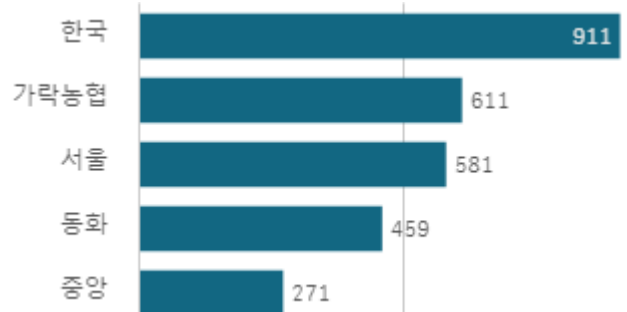
## 출하 품종별 거래금액 구성비



## 도매시장 법인별 거래물량(톤)

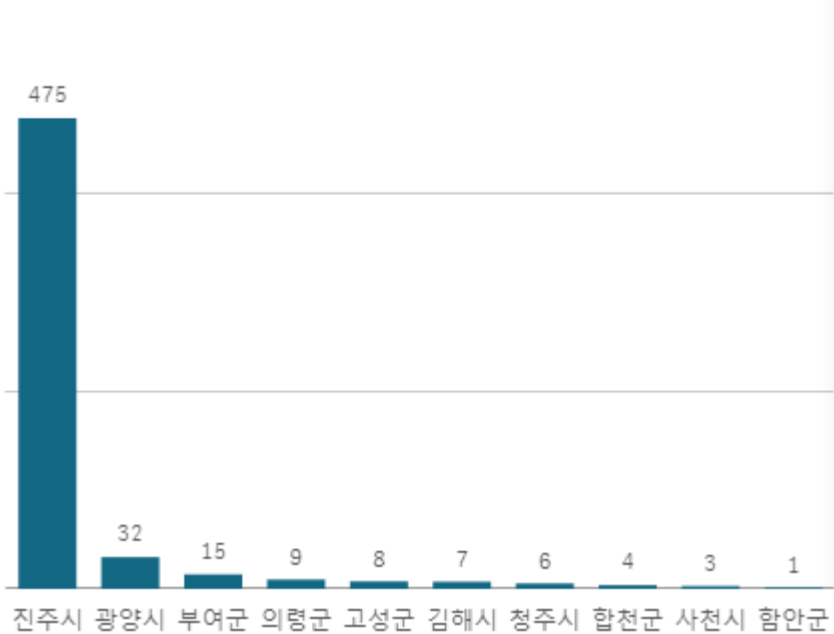


## 도매시장 법인별 거래금액(백만원)



# 애호박(20개)

산지별 거래물량(톤)



출하산지(개소)

17

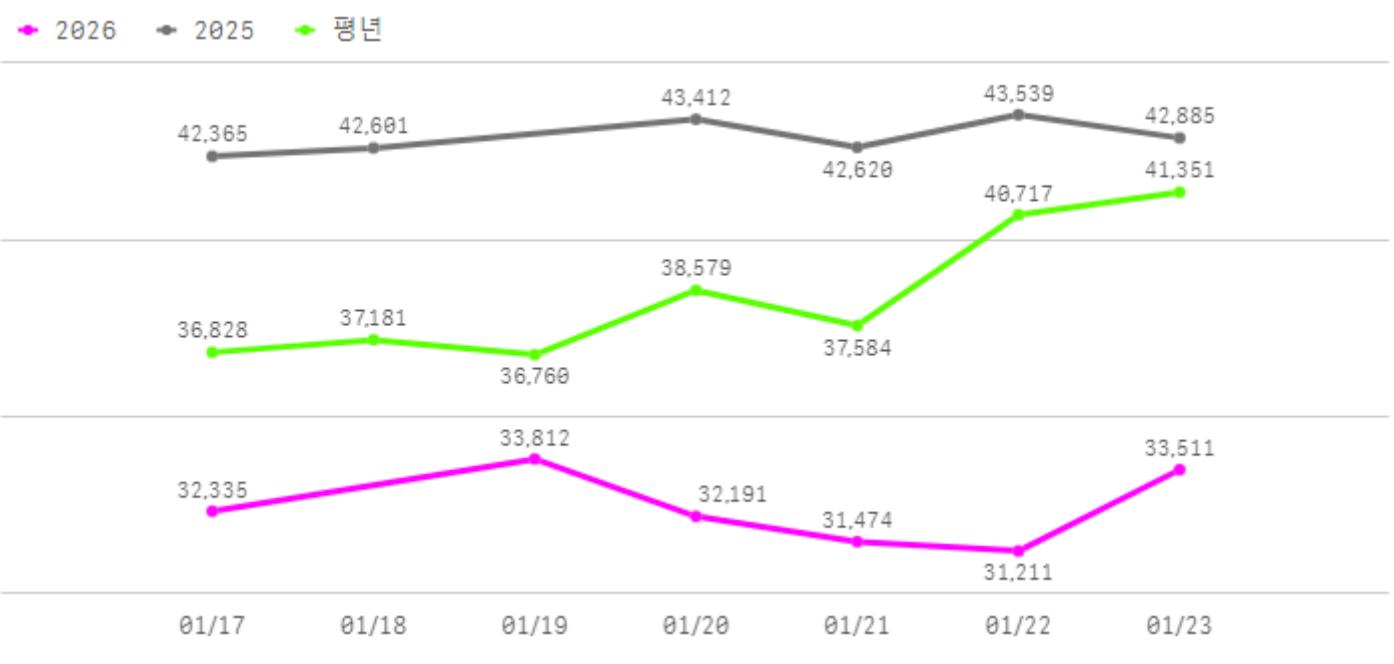
출하건수(천건)

3

산지별 주출하 시군구



주간 도매가격(원)



구분	금주(A)	전주(B)	전월(C)	전년(D)	평년(E)	A/B	A/C	A/D	A/E
가격(원)	32,422	32,965	21,971	42,904	37,687	98.4%	147.6%	75.6%	86.0%

※ 상품 가격 기준

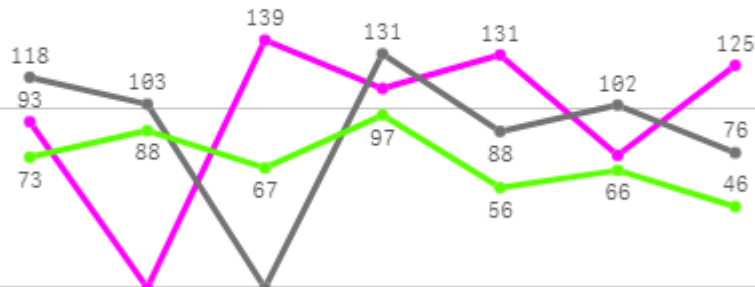
## □ 애호박(20개) 주간 가격

구분	Q	품종	Q	단량	Q	특	상	보통	하
2026-01-17		애호박		20개		36,762	32,335	30,217	24,348
2026-01-19		애호박		20개		37,390	33,812	31,635	26,470
2026-01-20		애호박		20개		34,474	32,191	30,424	25,131
2026-01-21		애호박		20개		33,576	31,474	29,692	24,817
2026-01-22		애호박		20개		33,454	31,211	29,644	23,145
2026-01-23		애호박		20개		36,249	33,511	31,017	26,099
평균						<b>35,318</b>	<b>32,422</b>	<b>30,438</b>	<b>25,002</b>

# 토마토

## 주간 반입량(톤)

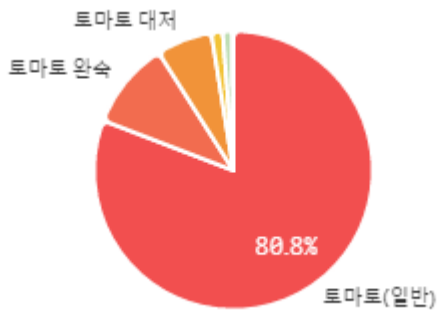
◆ 2026    ● 2025    ▲ 평년



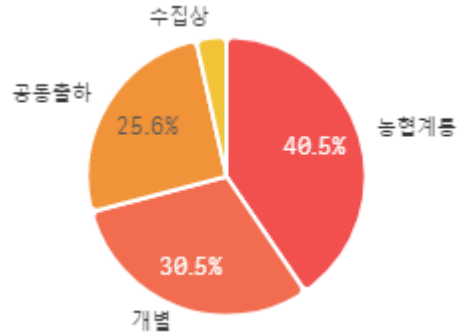
01/17    01/18    01/19    01/20    01/21    01/22    01/23

구분	금주(A)	전주(B)	전월(C)	전년(D)	평년(E)	A/B	A/C	A/D	A/E
물량(톤)	673	615	563	618	521	109.5%	119.6%	108.9%	129.2%

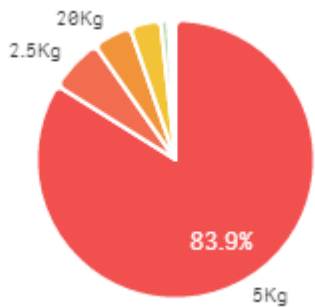
### 출하 품종별 거래물량 구성비



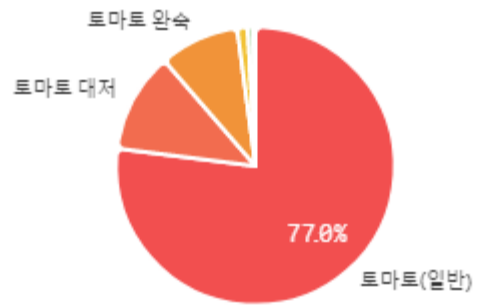
### 출하자별 거래물량 구성비



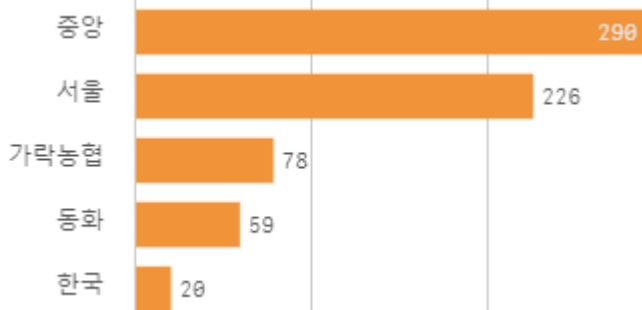
### 거래 단량별 물량 구성비



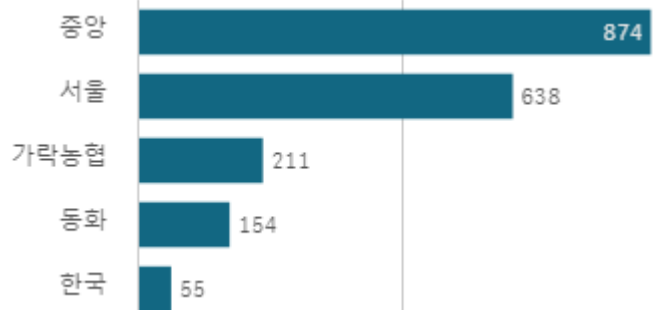
### 출하 품종별 거래금액 구성비



### 도매시장 법인별 거래물량(톤)

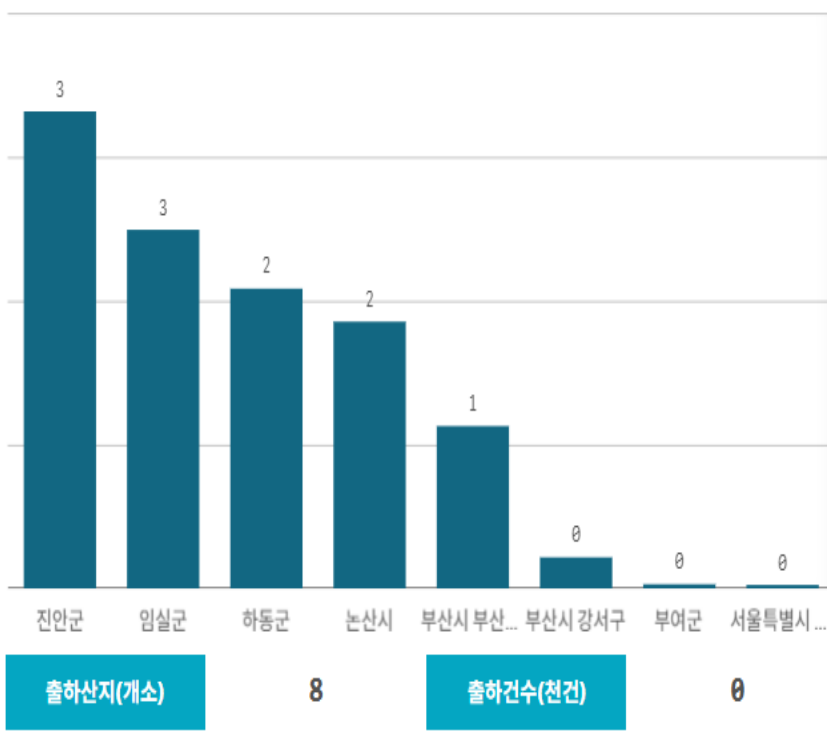


### 도매시장 법인별 거래금액(백만원)



# 토마토(5Kg)

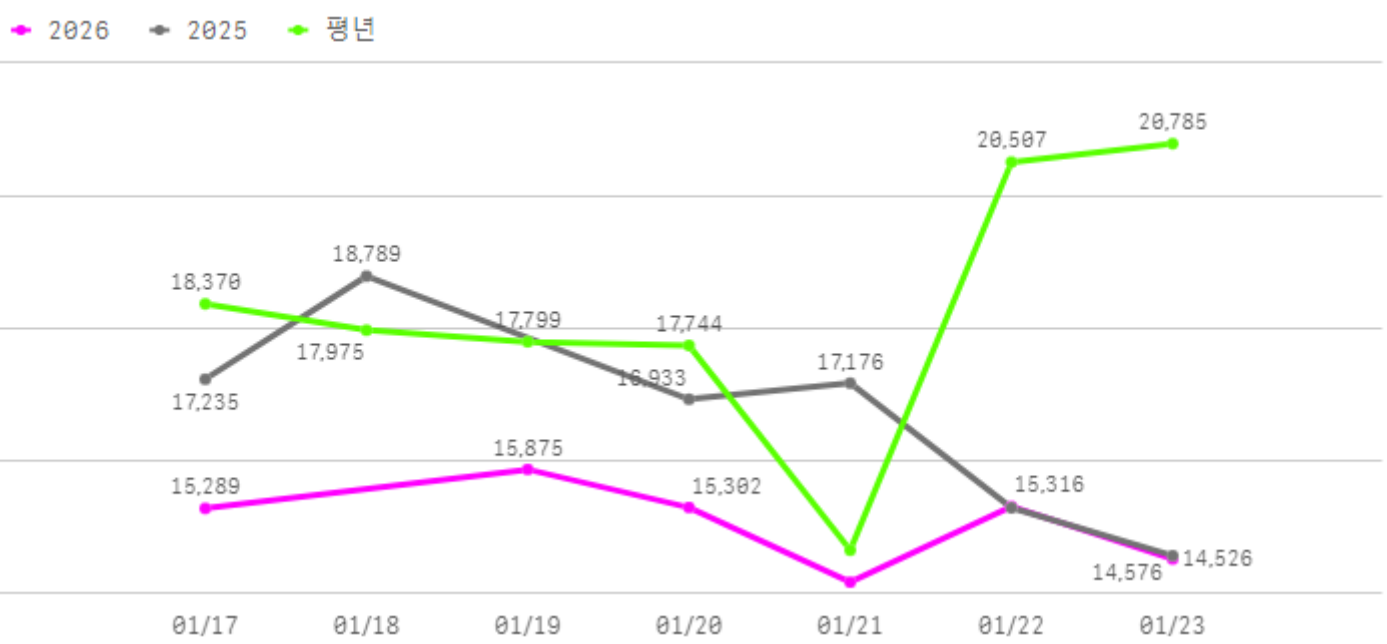
산지별 거래물량(톤)



산지별 주출하 시군구



주간 도매가격(원)



구분	금주(A)	전주(B)	전월(C)	전년(D)	평년(E)	A/B	A/C	A/D	A/E
가격(원)	15,081	13,173	17,512	16,668	18,426	114.5%	86.1%	90.5%	81.8%

※ 상품 가격 기준

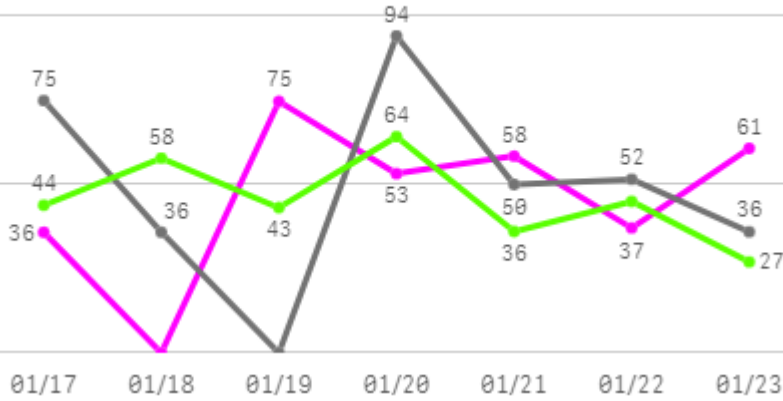
## □ 토마토(5Kg) 주간 가격

구분	Q	품종	Q	단량	Q	특	상	보통	하
2026-01-17		토마토		5Kg		16,860	15,289	13,770	10,584
2026-01-19		토마토		5Kg		17,000	15,875	14,585	11,960
2026-01-20		토마토		5Kg		16,134	15,302	13,409	10,587
2026-01-21		토마토		5Kg		15,000	14,177	13,062	10,542
2026-01-22		토마토		5Kg		17,643	15,316	13,433	10,879
2026-01-23		토마토		5Kg		16,000	14,526	13,315	10,804
평균						<b>16,440</b>	<b>15,081</b>	<b>13,596</b>	<b>10,893</b>

# 방울토마토

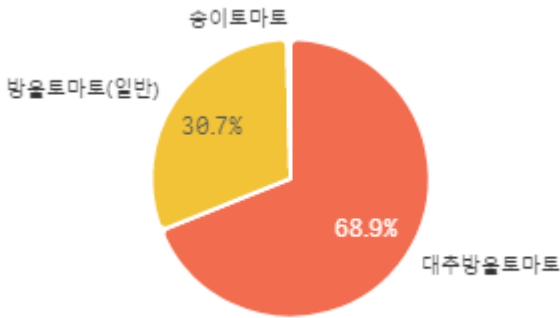
## 주간 반입량(톤)

◆ 2026    ● 2025    ▲ 평년

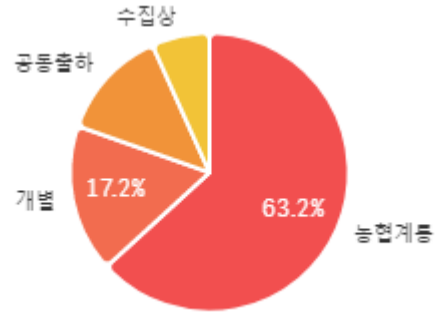


구분	금주(A)	전주(B)	전월(C)	전년(D)	평년(E)	A/B	A/C	A/D	A/E
물량(톤)	320	306	312	342	301	104.6%	102.5%	93.4%	106.2%

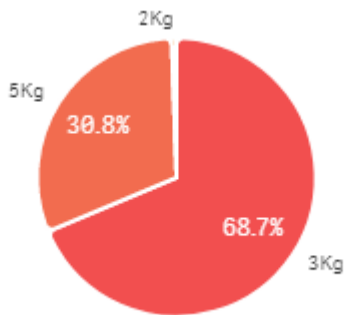
### 출하 품종별 거래물량 구성비



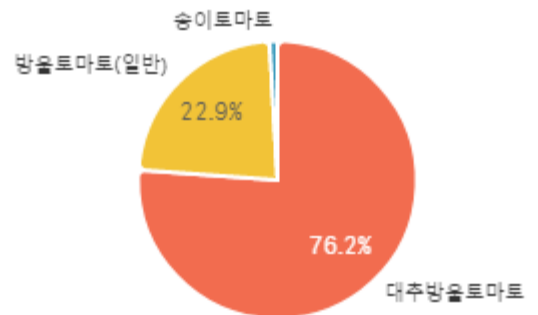
### 출하자별 거래물량 구성비



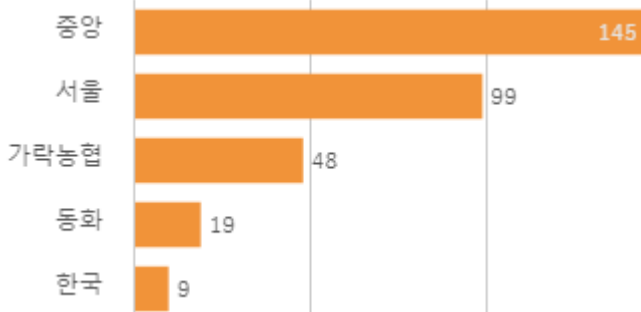
### 거래 단량별 물량 구성비



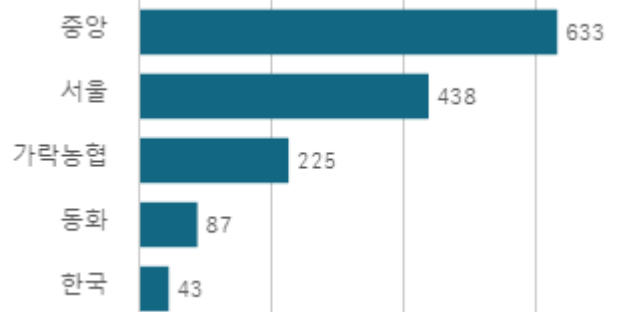
### 출하 품종별 거래금액 구성비



### 도매시장 법인별 거래물량(톤)

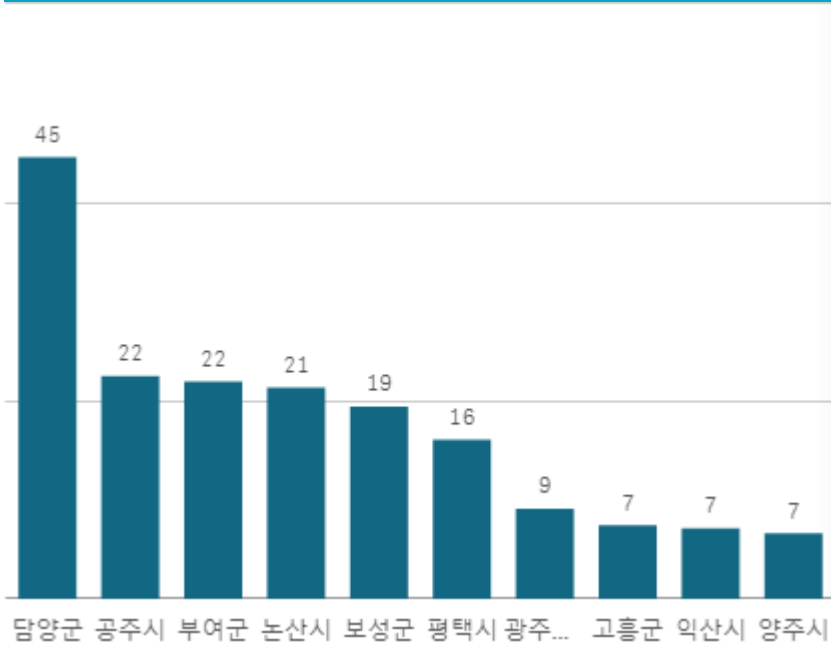


### 도매시장 법인별 거래금액(백만원)



# 대추방울토마토(3Kg)

산지별 거래물량(톤)



출하산지(개소)

46

출하건수(천건)

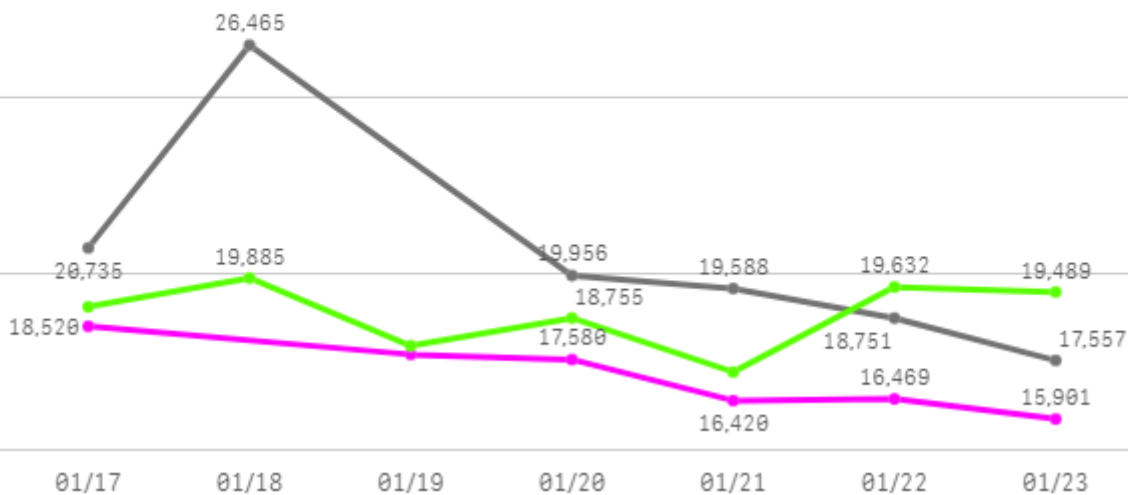
3

산지별 주출하 시군구



주간 도매가격(원)

◆ 2026    ● 2025    ▲ 평년



구분	금주(A)	전주(B)	전월(C)	전년(D)	평년(E)	A/B	A/C	A/D	A/E
가격(원)	17,102	18,089	17,340	20,509	19,049	94.5%	98.6%	83.4%	89.8%

※ 상품 가격 기준

## □ 대추방울토마토(3Kg) 주간 가격

구분	Q	품종	Q	단량	Q	특	상	보통	하
2026-01-17		대추방울토마토		3Kg		22,507	18,520	15,456	13,116
2026-01-19		대추방울토마토		3Kg		20,904	17,724	14,941	11,646
2026-01-20		대추방울토마토		3Kg		21,943	17,580	14,555	11,271
2026-01-21		대추방울토마토		3Kg		20,561	16,420	13,836	10,939
2026-01-22		대추방울토마토		3Kg		21,292	16,469	13,350	10,493
2026-01-23		대추방울토마토		3Kg		19,470	15,901	12,949	9,717
평균						<b>21,113</b>	<b>17,102</b>	<b>14,181</b>	<b>11,197</b>

# 딸기

## 주간 반입량(톤)

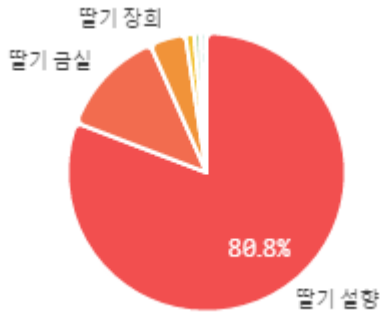
◆ 2026    ● 2025    ▲ 평년



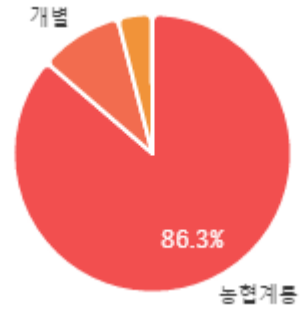
01/17    01/18    01/19    01/20    01/21    01/22    01/23

구분	금주(A)	전주(B)	전월(C)	전년(D)	평년(E)	A/B	A/C	A/D	A/E
물량(톤)	748	720	670	890	721	103.8%	111.6%	84.0%	103.7%

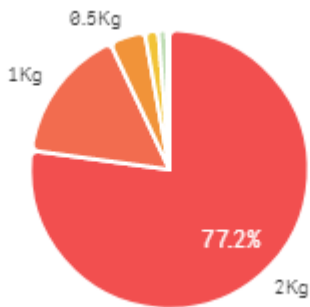
## 출하 품종별 거래물량 구성비



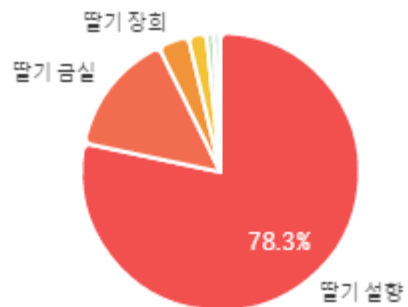
## 출하자별 거래물량 구성비



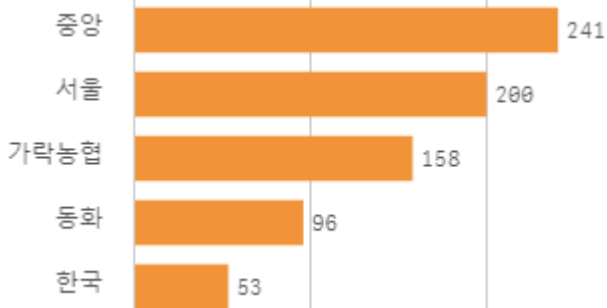
## 거래 단량별 물량 구성비



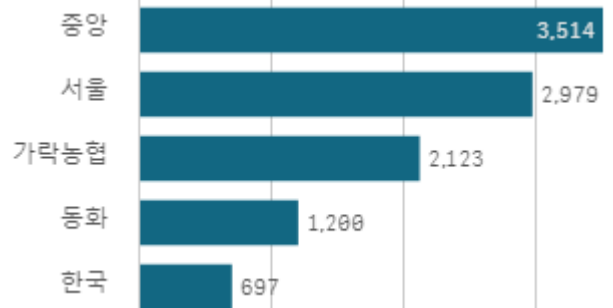
## 출하 품종별 거래금액 구성비



## 도매시장 법인별 거래물량(톤)

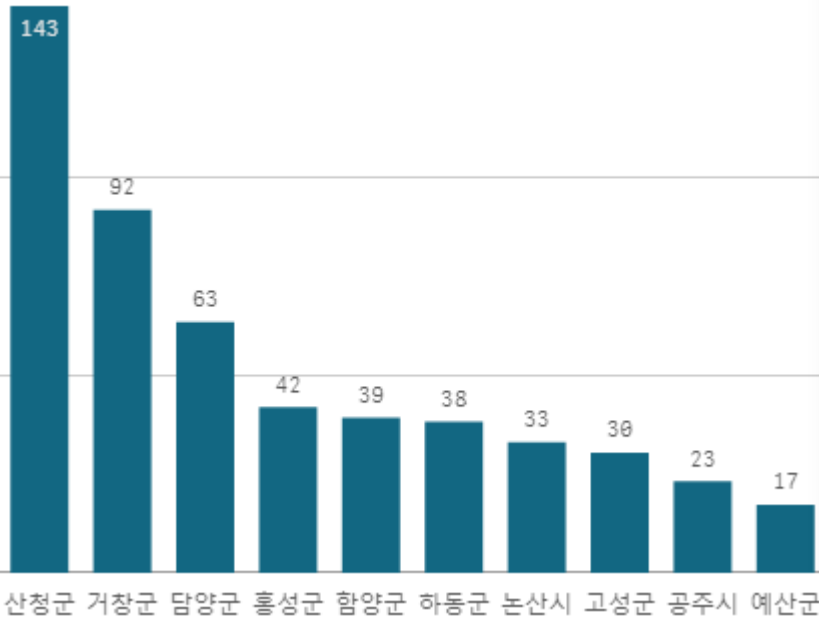


## 도매시장 법인별 거래금액(백만원)



# 딸기 설향(1Kg)

산지별 거래물량(톤)



출하산지(개소)

35

출하건수(천건)

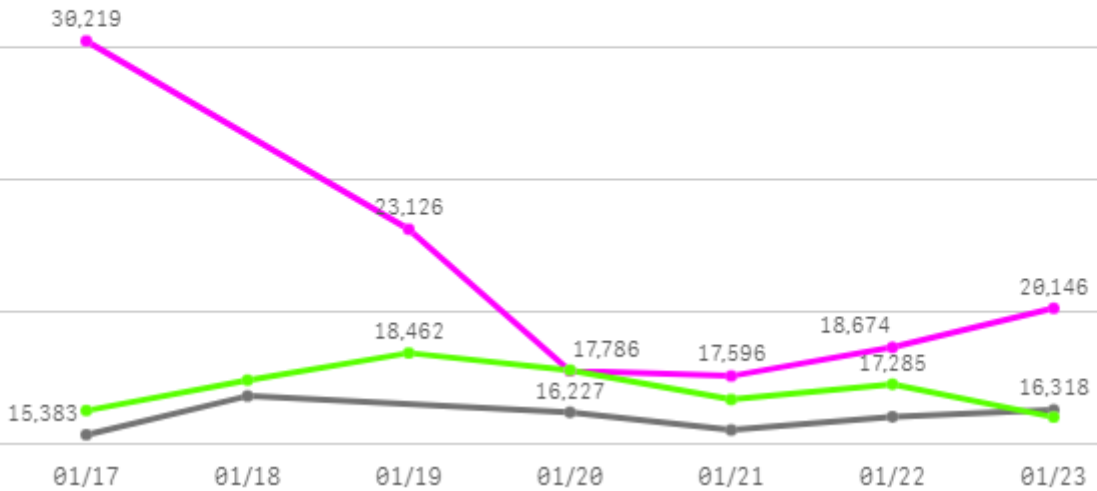
19

산지별 주출하 시군구



주간 도매가격(원)

◆ 2026    ● 2025    ◆ 평년



구분	금주(A)	전주(B)	전월(C)	전년(D)	평년(E)	A/B	A/C	A/D	A/E
가격(원)	21,258	21,645	24,391	16,065	19,174	98.2%	87.2%	132.3%	110.9%

※ 상품 가격 기준

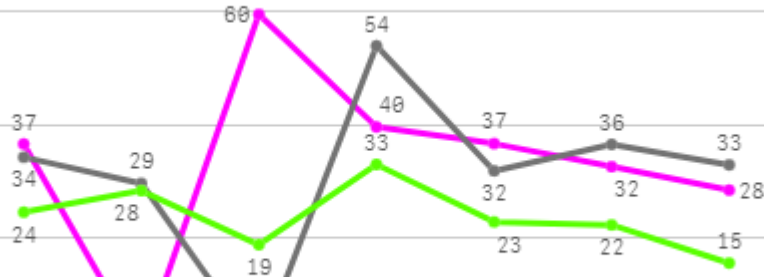
## □ 딸기 설향(1Kg) 주간 가격

구분	Q	품종	Q	단량	Q	특	상	보통	하
2026-01-17		딸기 설향		1Kg		32,018	30,219	23,623	6,778
2026-01-19		딸기 설향		1Kg		30,356	23,126	19,097	7,433
2026-01-20		딸기 설향		1Kg		21,552	17,786	12,622	5,401
2026-01-21		딸기 설향		1Kg		20,395	17,596	12,797	5,592
2026-01-22		딸기 설향		1Kg		21,766	18,674	12,451	5,543
2026-01-23		딸기 설향		1Kg		23,869	20,146	16,003	6,186
평균						<b>24,993</b>	<b>21,258</b>	<b>16,099</b>	<b>6,156</b>

# 가지

## 주간 반입량(톤)

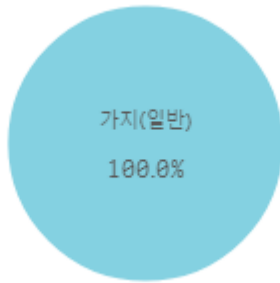
◆ 2026    ● 2025    ▲ 평년



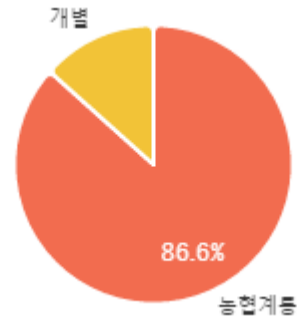
01/17    01/18    01/19    01/20    01/21    01/22    01/23

구분	금주(A)	전주(B)	전월(C)	전년(D)	평년(E)	A/B	A/C	A/D	A/E
물량(톤)	233	226	210	219	176	103.0%	110.9%	106.6%	132.0%

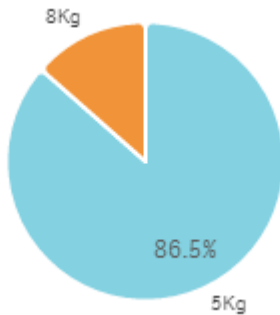
## 출하 품종별 거래물량 구성비



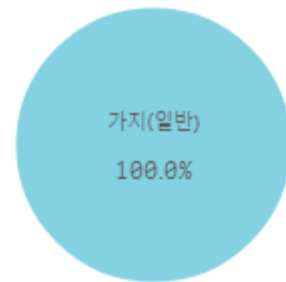
## 출하자별 거래물량 구성비



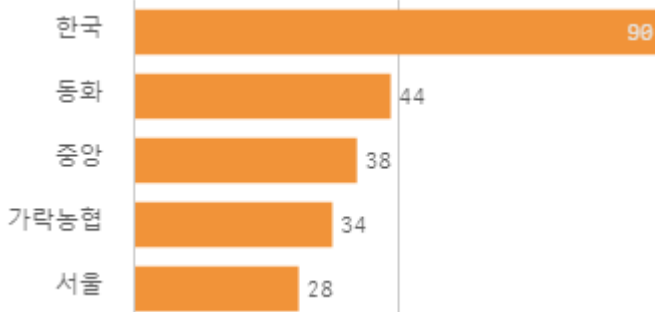
## 거래 단량별 물량 구성비



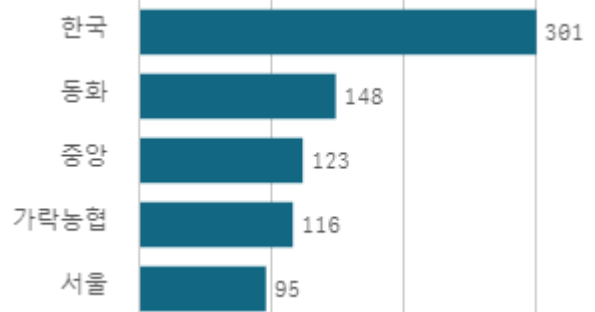
## 출하 품종별 거래금액 구성비



## 도매시장 법인별 거래물량(톤)

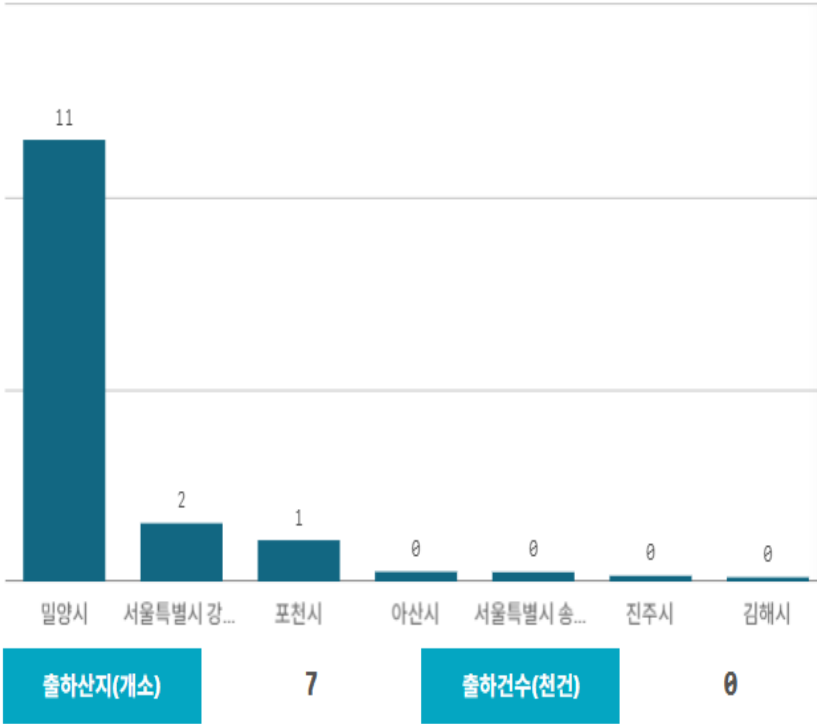


## 도매시장 법인별 거래금액(백만원)



# 가지(8Kg)

산지별 거래물량(톤)

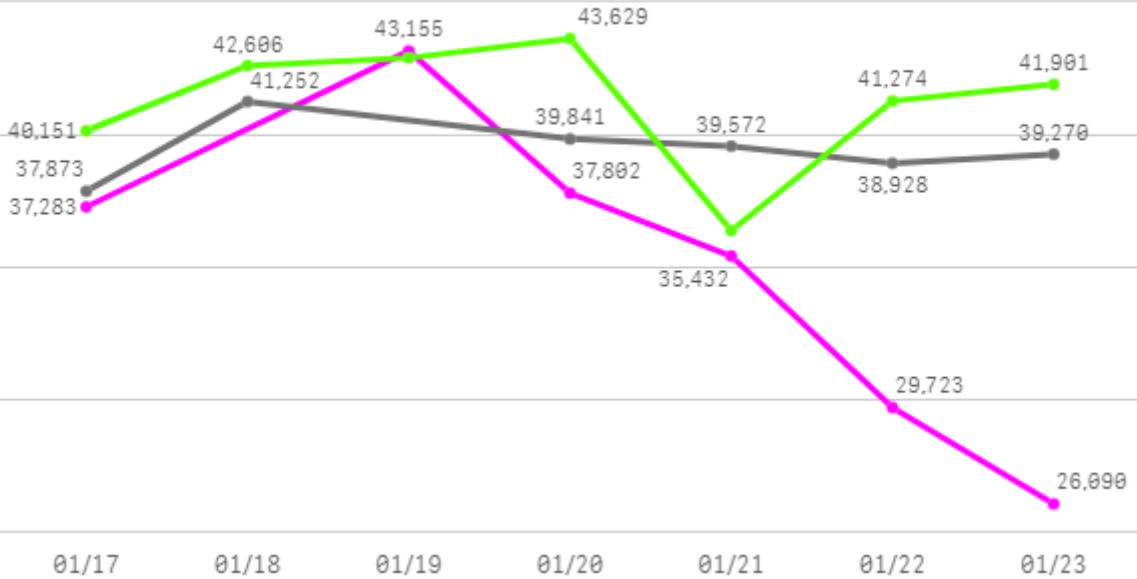


산지별 주출하 시군구



주간 도매가격(원)

◆ 2026    ● 2025    ◆ 평년



구분	금주(A)	전주(B)	전월(C)	전년(D)	평년(E)	A/B	A/C	A/D	A/E
가격(원)	34,914	30,400	46,364	39,456	40,631	114.8%	75.3%	88.5%	85.9%

※ 상품 가격 기준

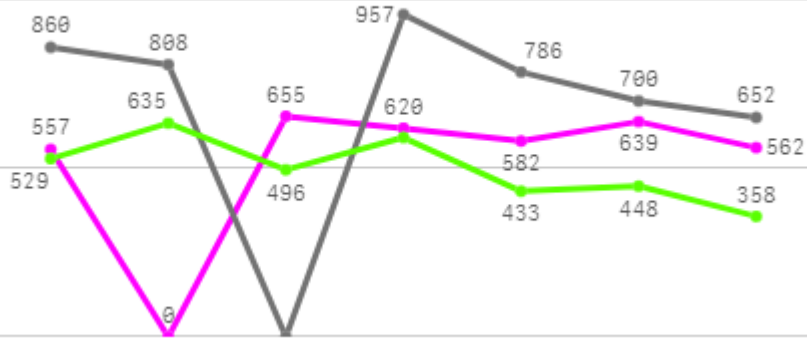
## □ 가지(8Kg) 주간 가격

구분	Q	품종	Q	단량	Q	특	상	보통	하
2026-01-17		가지		8Kg		-	37,283	29,200	20,389
2026-01-19		가지		8Kg		-	43,155	31,629	24,803
2026-01-20		가지		8Kg		-	37,802	30,563	20,460
2026-01-21		가지		8Kg		-	35,432	24,946	14,463
2026-01-22		가지		8Kg		-	29,723	21,562	13,755
2026-01-23		가지		8Kg		-	26,090	20,829	10,979
평균						-	<b>34,914</b>	<b>26,455</b>	<b>17,475</b>

# 무

## 주간 반입량(톤)

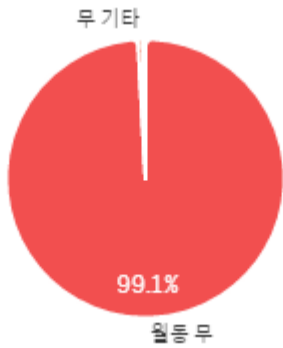
◆ 2026    ● 2025    ▲ 평년



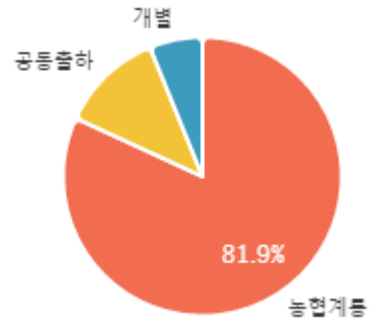
01/17    01/18    01/19    01/20    01/21    01/22    01/23

구분	금주(A)	전주(B)	전월(C)	전년(D)	평년(E)	A/B	A/C	A/D	A/E
물량(톤)	3,614	3,097	3,675	4,764	3,495	116.7%	98.3%	75.9%	103.4%

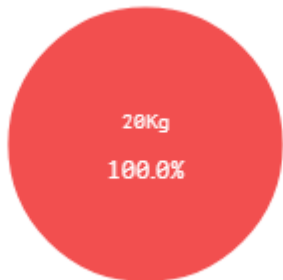
### 출하 품종별 거래물량 구성비



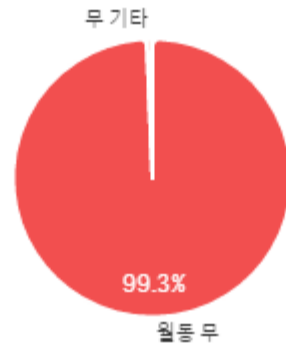
### 출하자별 거래물량 구성비



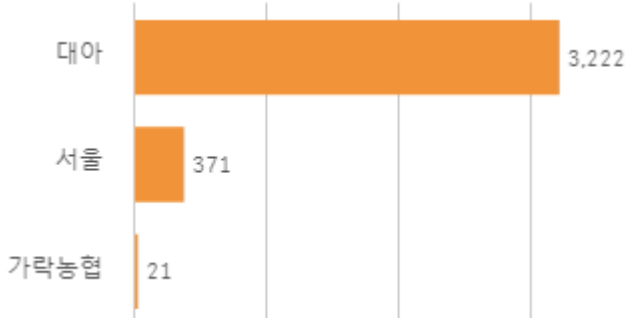
### 거래 단량별 물량 구성비



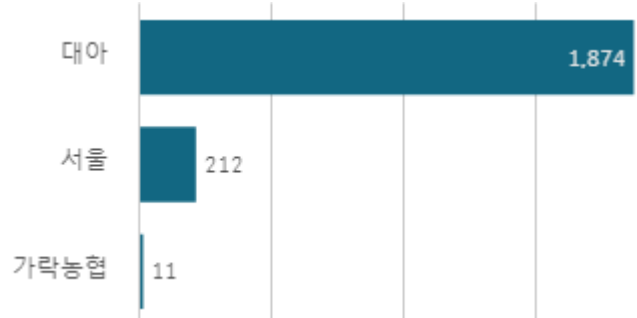
### 출하 품종별 거래금액 구성비



### 도매시장 법인별 거래물량(톤)

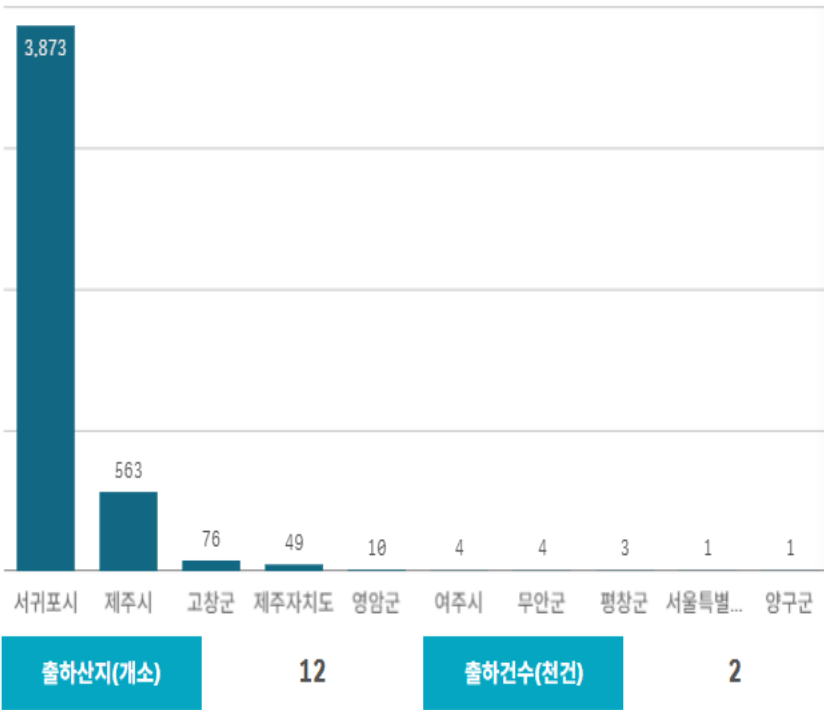


### 도매시장 법인별 거래금액(백만원)



# 무(20Kg)

산지별 거래물량(톤)

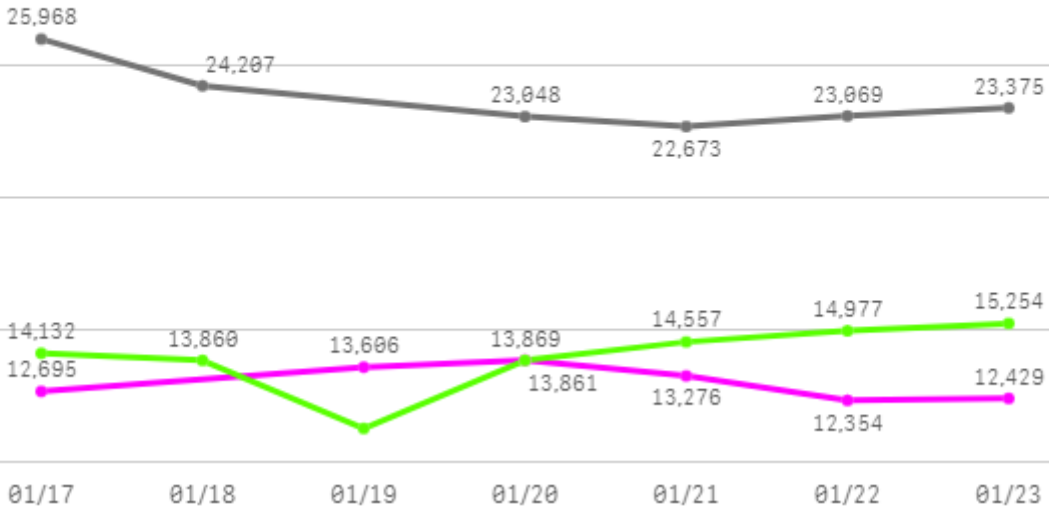


산지별 주출하 시군구



주간 도매가격(원)

◆ 2026    ● 2025    ◆ 평년



구분	금주(A)	전주(B)	전월(C)	전년(D)	평년(E)	A/B	A/C	A/D	A/E
가격(원)	13,038	12,570	13,871	23,723	13,969	103.7%	94.0%	55.0%	93.3%

※ 상품 가격 기준

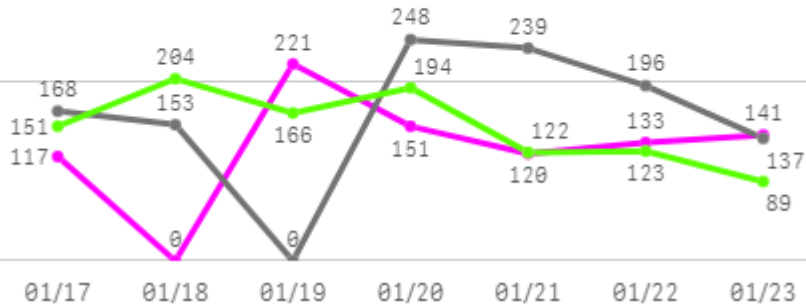
## □ 무(20Kg) 주간 가격

구분	Q	품종	Q	단량	Q	특	상	보통	하
2026-01-17		무		20Kg		15,322	12,695	10,212	8,561
2026-01-19		무		20Kg		15,515	13,606	11,421	9,314
2026-01-20		무		20Kg		15,582	13,869	11,840	9,300
2026-01-21		무		20Kg		14,999	13,276	11,792	9,808
2026-01-22		무		20Kg		14,053	12,354	10,714	9,152
2026-01-23		무		20Kg		13,868	12,429	10,761	8,936
평균						<b>14,890</b>	<b>13,038</b>	<b>11,123</b>	<b>9,179</b>

# 당근

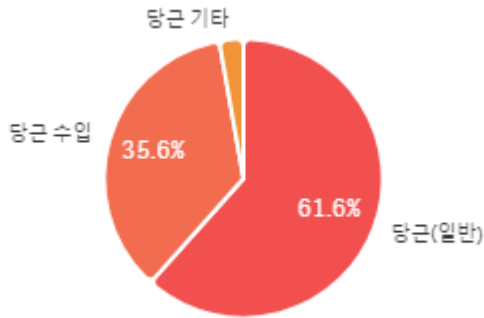
## 주간 반입량(톤)

◆ 2026    ● 2025    ▲ 평년

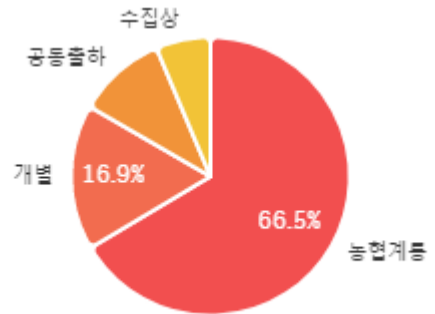


구분	금주(A)	전주(B)	전월(C)	전년(D)	평년(E)	A/B	A/C	A/D	A/E
물량(톤)	882	822	1,105	1,141	996	107.3%	79.8%	77.4%	88.6%

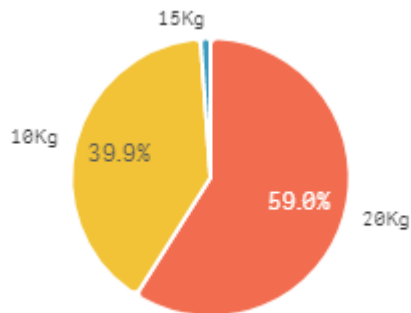
## 출하 품종별 거래물량 구성비



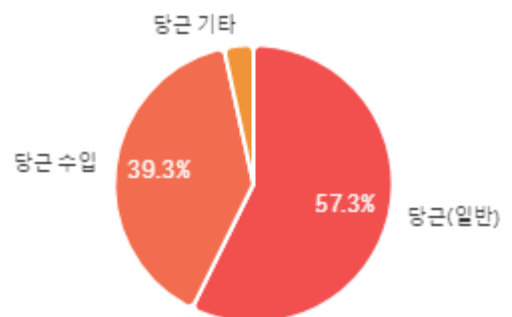
## 출하자별 거래물량 구성비



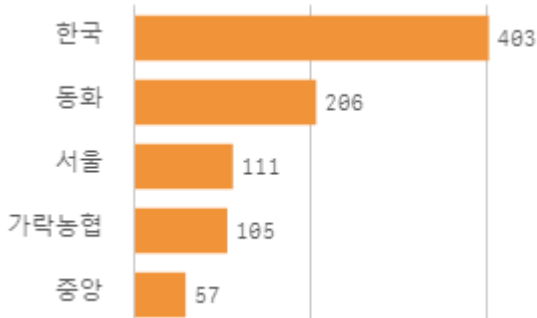
## 거래 단량별 물량 구성비



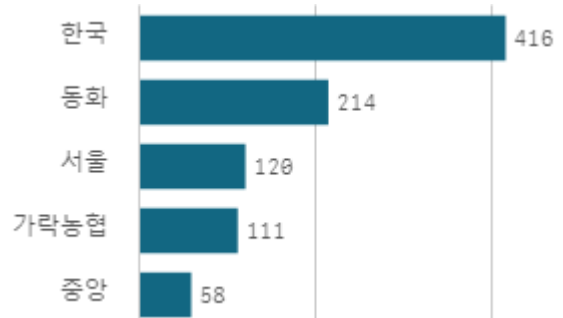
## 출하 품종별 거래금액 구성비



## 도매시장 법인별 거래물량(톤)

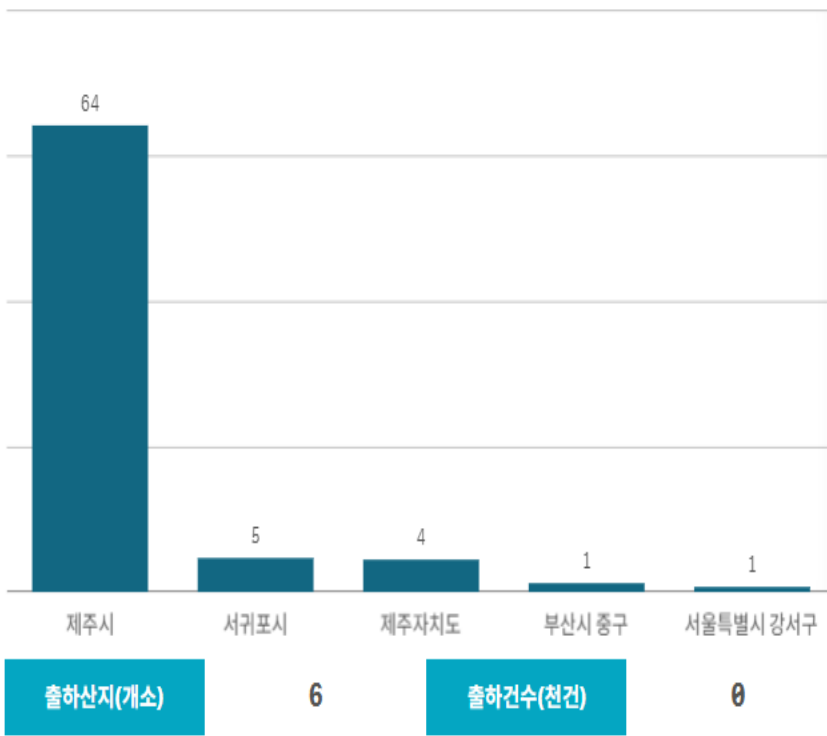


## 도매시장 법인별 거래금액(백만원)



# 당근(20Kg)

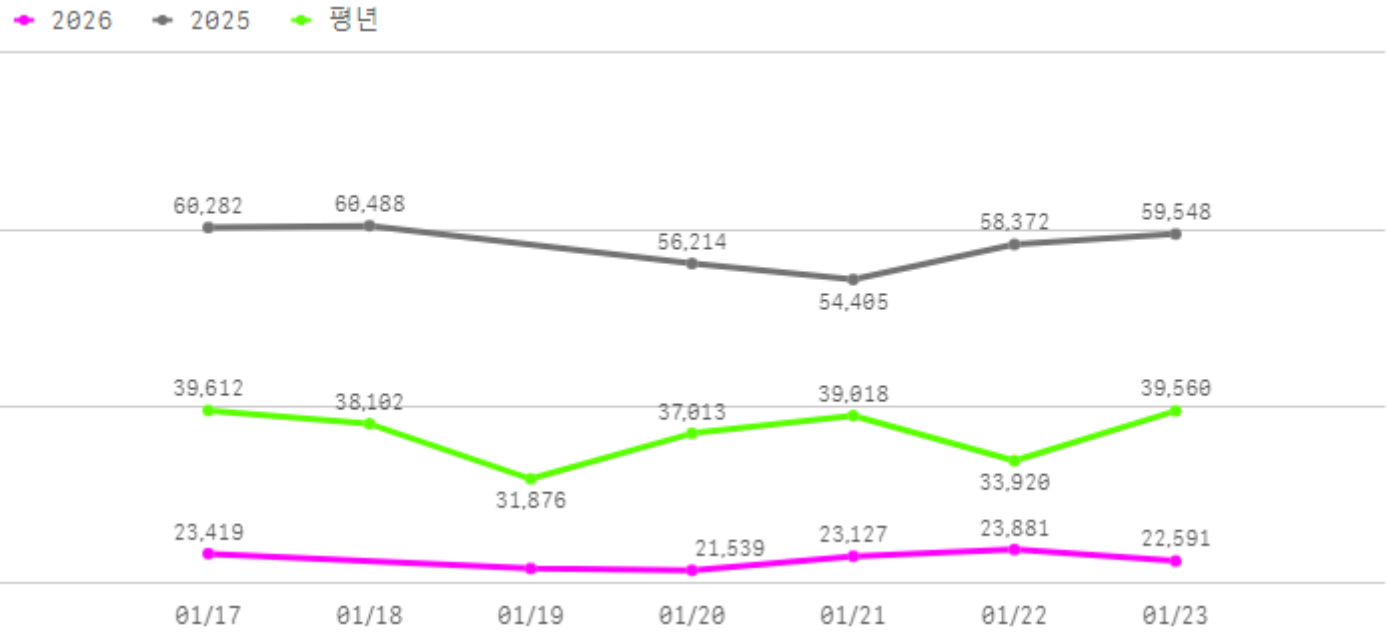
산지별 거래물량(톤)



산지별 주출하 시군구



주간 도매가격(원)



구분	금주(A)	전주(B)	전월(C)	전년(D)	평년(E)	A/B	A/C	A/D	A/E
가격(원)	22,715	23,455	22,285	58,218	35,575	96.8%	101.9%	39.0%	63.9%

※ 상품 가격 기준

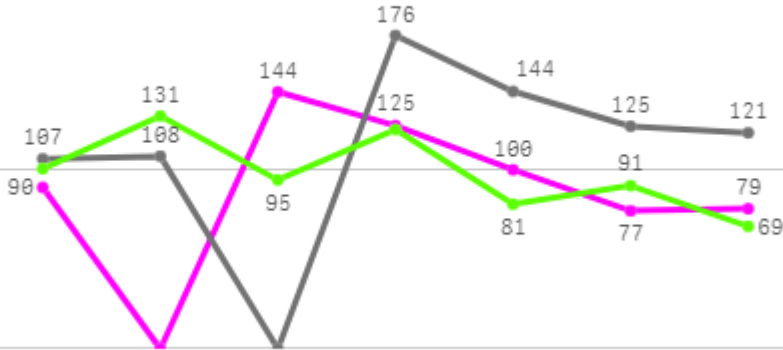
## □ 당근(20Kg) 주간 가격

구분	Q	품종	Q	단량	Q	특	상	보통	하
2026-01-17		당근		20Kg		24,614	23,419	20,022	14,819
2026-01-19		당근		20Kg		23,590	21,733	18,643	14,622
2026-01-20		당근		20Kg		23,701	21,539	18,516	14,895
2026-01-21		당근		20Kg		26,000	23,127	18,496	13,375
2026-01-22		당근		20Kg		25,000	23,881	19,602	14,749
2026-01-23		당근		20Kg		24,886	22,591	17,991	14,298
평균						<b>24,632</b>	<b>22,715</b>	<b>18,878</b>	<b>14,460</b>

# 생고추

## 주간 반입량(톤)

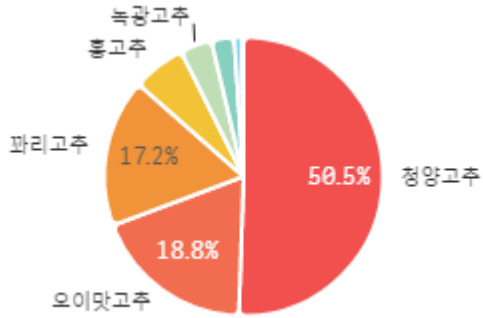
2026 (파란색 선) 2025 (회색 선) 평년 (초록색 선)



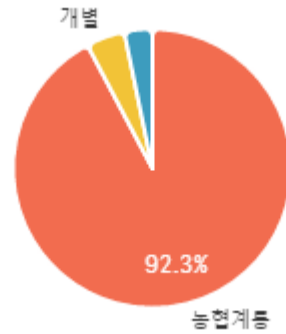
01/17 01/18 01/19 01/20 01/21 01/22 01/23

구분	금주(A)	전주(B)	전월(C)	전년(D)	평년(E)	A/B	A/C	A/D	A/E
물량(톤)	616	617	754	780	672	99.8%	81.7%	78.9%	91.7%

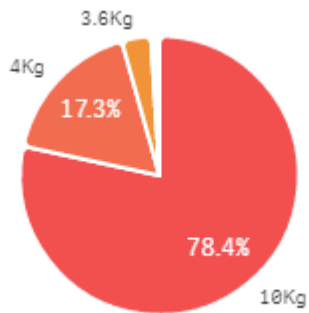
## 출하 품종별 거래물량 구성비



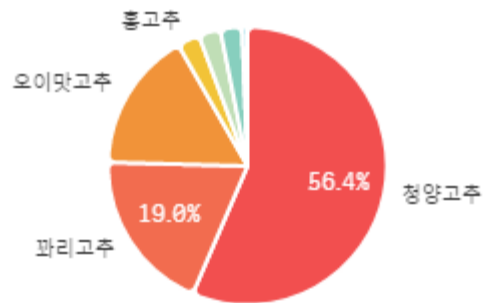
## 출하자별 거래물량 구성비



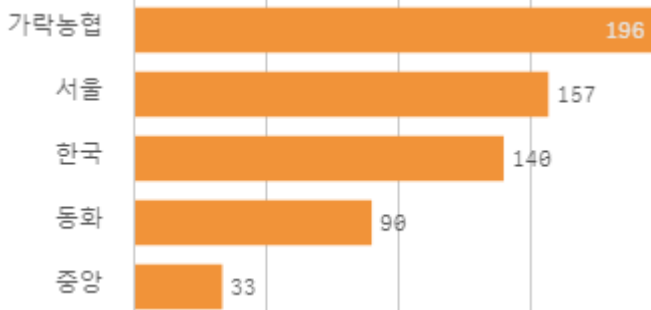
## 거래 단량별 물량 구성비



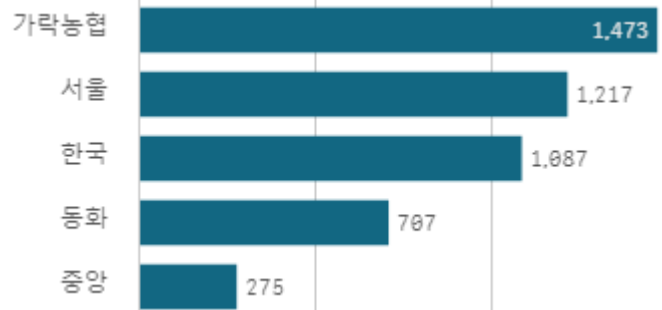
## 출하 품종별 거래금액 구성비



## 도매시장 법인별 거래물량(톤)

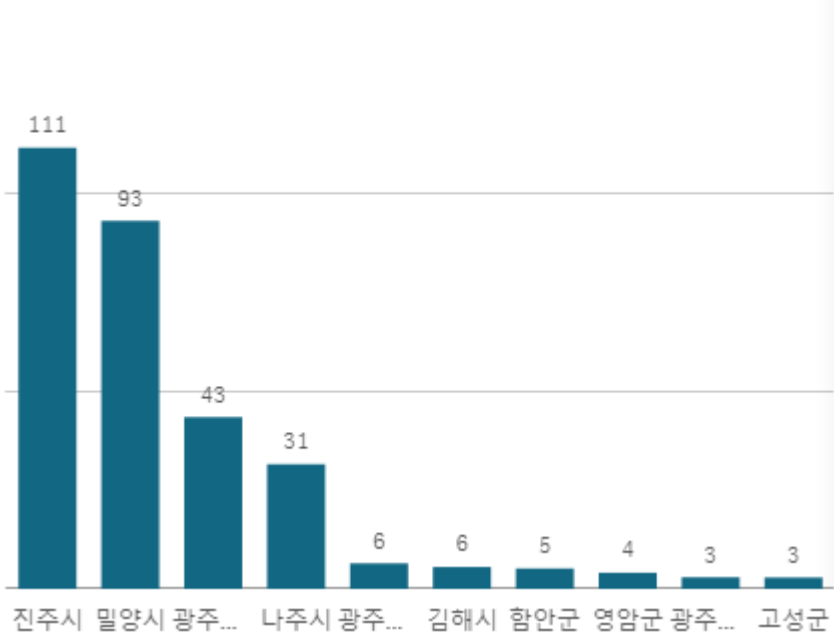


## 도매시장 법인별 거래금액(백만원)



# 청양고추(10Kg)

산지별 거래물량(톤)



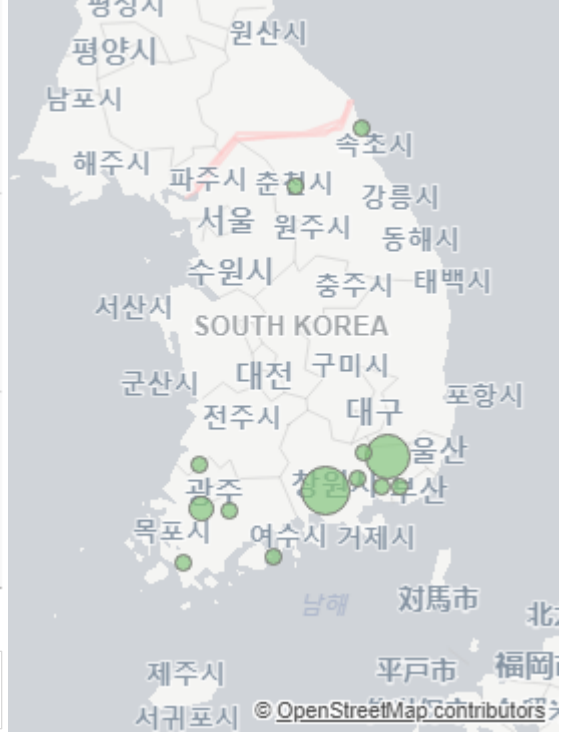
출하산지(개소)

16

출하건수(천건)

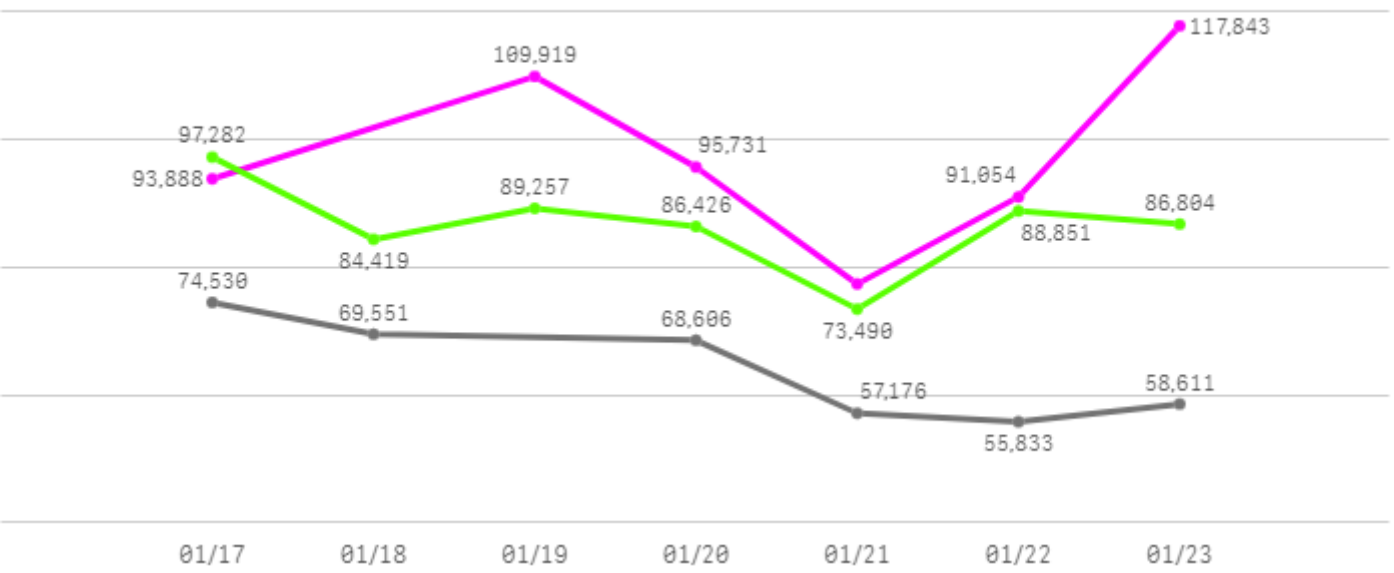
3

산지별 주출하 시군구



주간 도매가격(원)

◆ 2026    ● 2025    ▲ 평년



구분	금주(A)	전주(B)	전월(C)	전년(D)	평년(E)	A/B	A/C	A/D	A/E
가격(원)	97,642	72,968	51,044	64,051	90,237	133.8%	191.3%	152.4%	108.2%

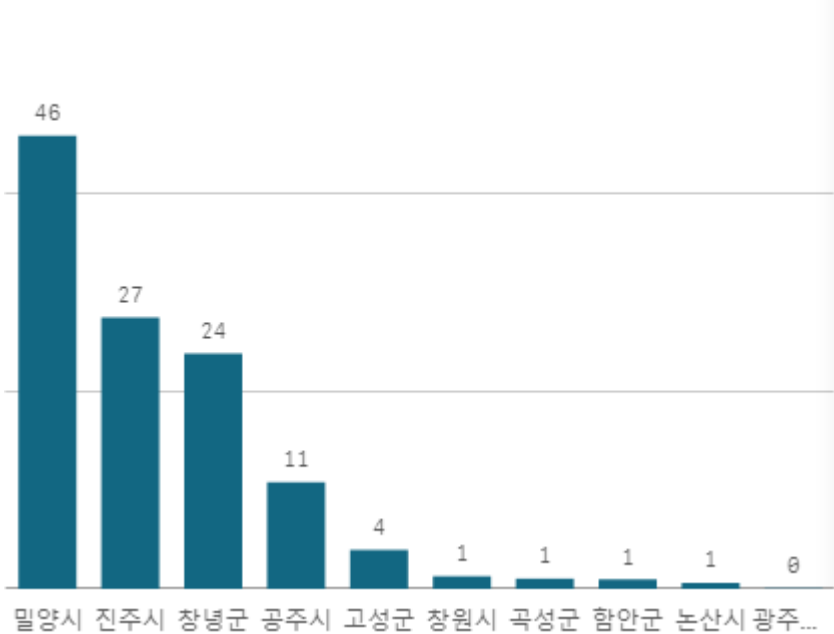
※ 상품 가격 기준

## □ 청양고추(10Kg) 주간 가격

구분	Q	품종	Q	단량	Q	특	상	보통	하
2026-01-17		청양고추		10Kg		97,781	93,888	84,256	58,848
2026-01-19		청양고추		10Kg		119,388	109,919	101,272	75,025
2026-01-20		청양고추		10Kg		103,403	95,731	82,267	54,292
2026-01-21		청양고추		10Kg		82,785	77,414	69,014	51,396
2026-01-22		청양고추		10Kg		95,469	91,054	81,037	61,416
2026-01-23		청양고추		10Kg		121,854	117,843	107,366	79,123
평균						<b>103,447</b>	<b>97,642</b>	<b>87,535</b>	<b>63,350</b>

# 오이맛고추(10Kg)

산지별 거래물량(톤)



출하산지(개소)

12

출하건수(천건)

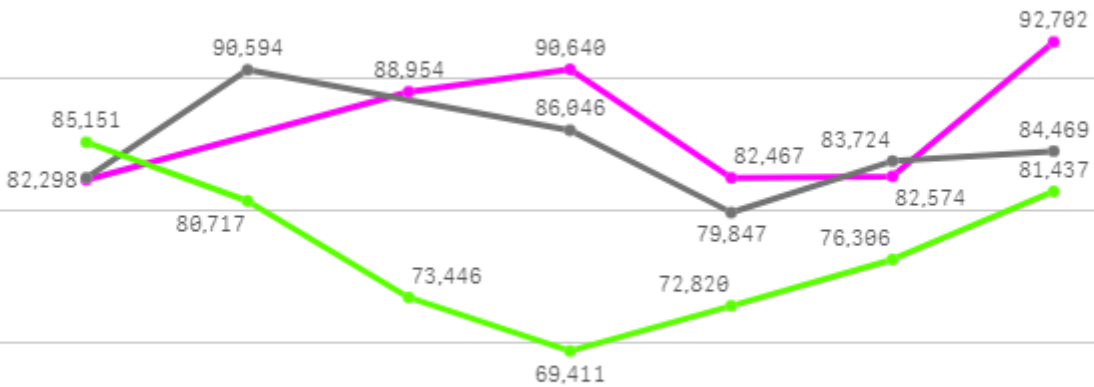
1

산지별 주출하 시군구



주간 도매가격(원)

◆ 2026    ● 2025    ▲ 평년



01/17    01/18    01/19    01/20    01/21    01/22    01/23

구분	금주(A)	전주(B)	전월(C)	전년(D)	평년(E)	A/B	A/C	A/D	A/E
가격(원)	86,606	61,934	32,778	84,523	80,394	139.8%	264.2%	102.5%	107.7%

※ 상품 가격 기준

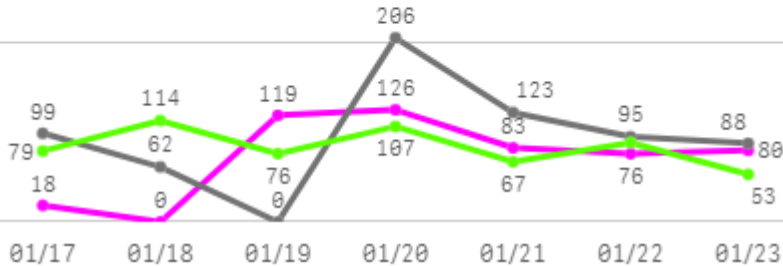
## □ 오이맛고추(10Kg) 주간 가격

구분	Q	품종	Q	단량	Q	특	상	보통	하
2026-01-17		오이맛고추		10Kg		98,217	82,298	62,367	36,605
2026-01-19		오이맛고추		10Kg		100,508	88,954	67,105	40,028
2026-01-20		오이맛고추		10Kg		105,750	90,640	57,320	33,722
2026-01-21		오이맛고추		10Kg		93,705	82,467	61,183	33,046
2026-01-22		오이맛고추		10Kg		90,473	82,574	58,848	37,196
2026-01-23		오이맛고추		10Kg		104,615	92,702	71,169	45,343
평균						<b>98,878</b>	<b>86,606</b>	<b>62,999</b>	<b>37,657</b>

# 마늘

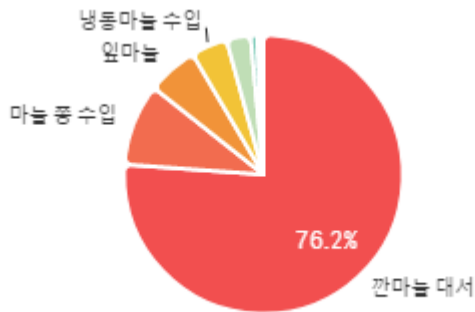
## 주간 반입량(톤)

◆ 2026    ● 2025    ▲ 평년

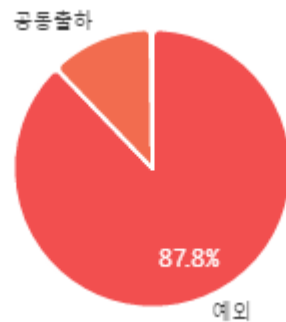


구분	금주(A)	전주(B)	전월(C)	전년(D)	평년(E)	A/B	A/C	A/D	A/E
물량(톤)	503	538	558	673	571	93.5%	90.1%	74.7%	88.2%

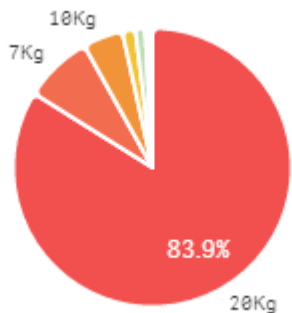
### 출하 품종별 거래물량 구성비



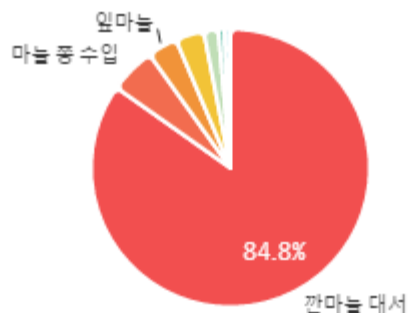
### 출하자별 거래물량 구성비



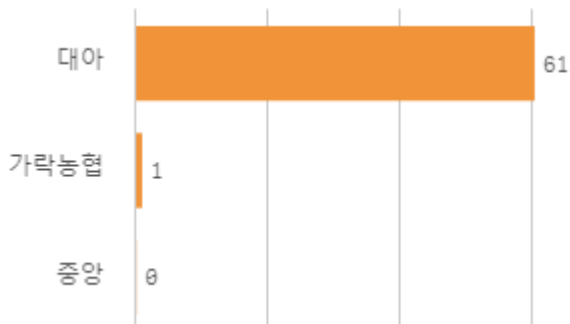
### 거래 단량별 물량 구성비



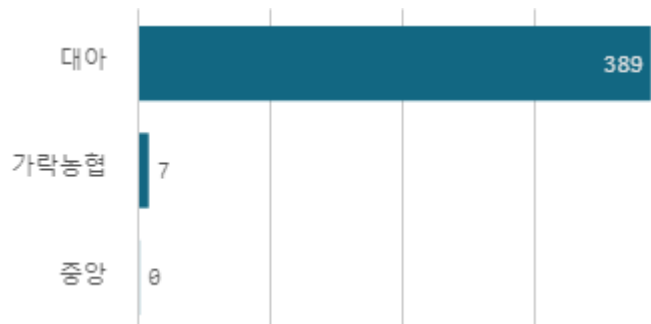
### 출하 품종별 거래금액 구성비



### 도매시장 법인별 거래물량(톤)

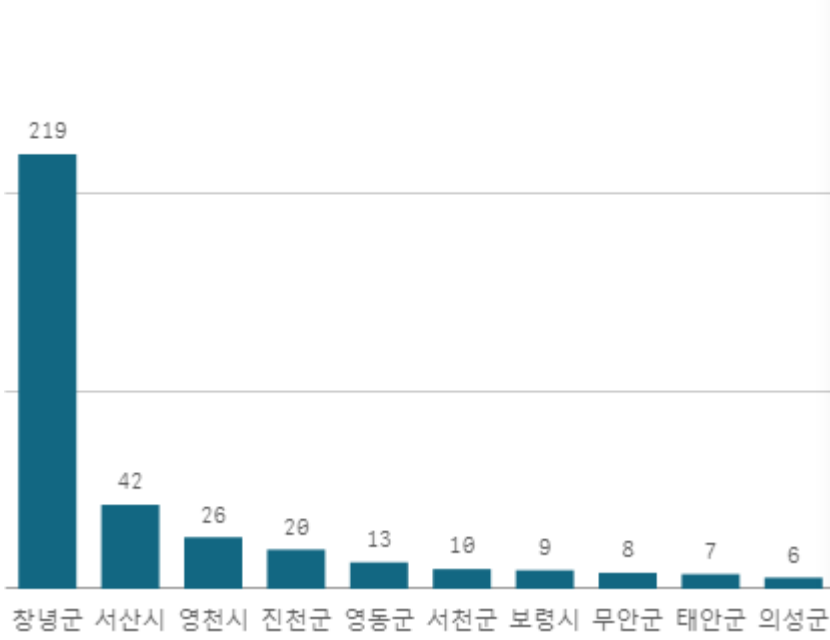


### 도매시장 법인별 거래금액(백만원)



# 깎마늘 대서(20Kg)

산지별 거래물량(톤)



출하산지(개소)

17

출하건수(천건)

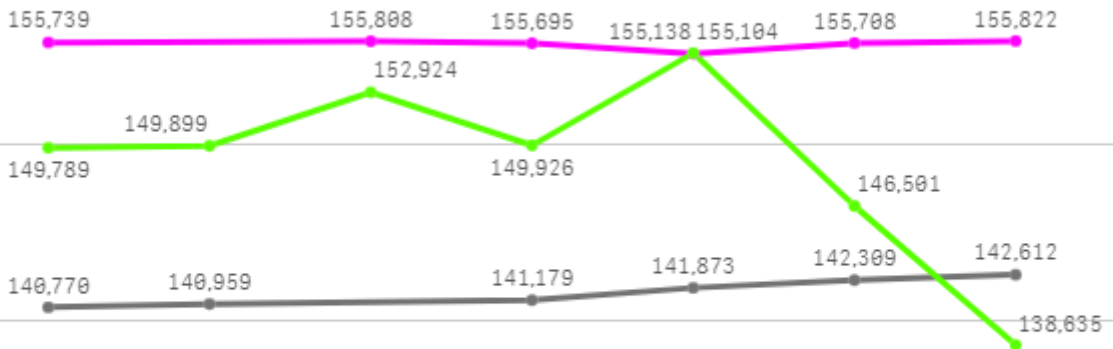
1

산지별 주출하 시군구



주간 도매가격(원)

◆ 2026    ● 2025    ▲ 평년



01/17    01/18    01/19    01/20    01/21    01/22    01/23

구분	금주(A)	전주(B)	전월(C)	전년(D)	평년(E)	A/B	A/C	A/D	A/E
가격(원)	155,646	155,849	155,836	141,617	148,178	99.9%	99.9%	109.9%	105.0%

※ 상품 가격 기준

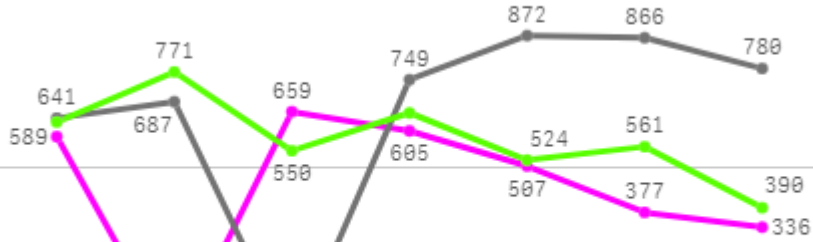
## □ 깐마늘 대서(20Kg) 주간 가격

구분	Q	품종	Q	단량	Q	특	상	보통	하
2026-01-17		깐마늘 대서		20Kg		-	155,739	142,964	96,631
2026-01-19		깐마늘 대서		20Kg		-	155,808	142,705	98,854
2026-01-20		깐마늘 대서		20Kg		-	155,695	143,501	94,436
2026-01-21		깐마늘 대서		20Kg		-	155,104	140,649	95,584
2026-01-22		깐마늘 대서		20Kg		-	155,708	141,699	92,182
2026-01-23		깐마늘 대서		20Kg		-	155,822	141,180	101,344
평균						-	<b>155,646</b>	<b>142,116</b>	<b>96,505</b>

# 양파

## 주간 반입량(톤)

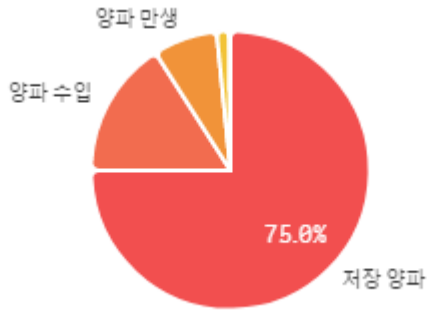
◆ 2026    ● 2025    ▲ 평년



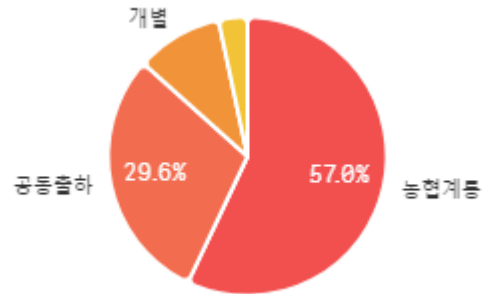
01/17    01/18    01/19    01/20    01/21    01/22    01/23

구분	금주(A)	전주(B)	전월(C)	전년(D)	평년(E)	A/B	A/C	A/D	A/E
물량(톤)	3,073	3,666	3,966	4,596	3,922	83.8%	77.5%	66.9%	78.4%

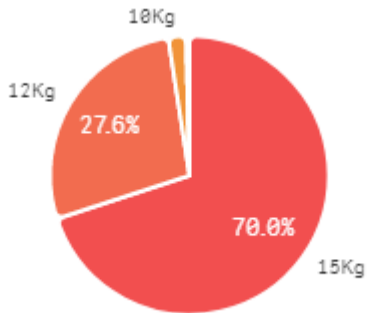
## 출하 품종별 거래물량 구성비



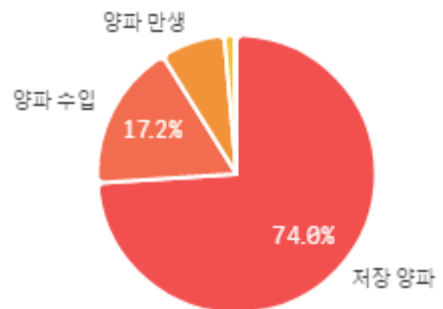
## 출하자별 거래물량 구성비



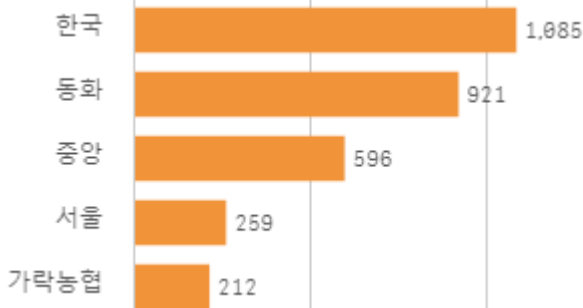
## 거래 단량별 물량 구성비



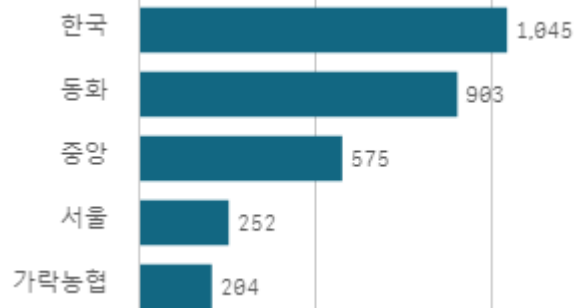
## 출하 품종별 거래금액 구성비



## 도매시장 법인별 거래물량(톤)




## 도매시장 법인별 거래금액(백만원)



# 양파(1Kg)

산지별 거래물량(톤)



함양군

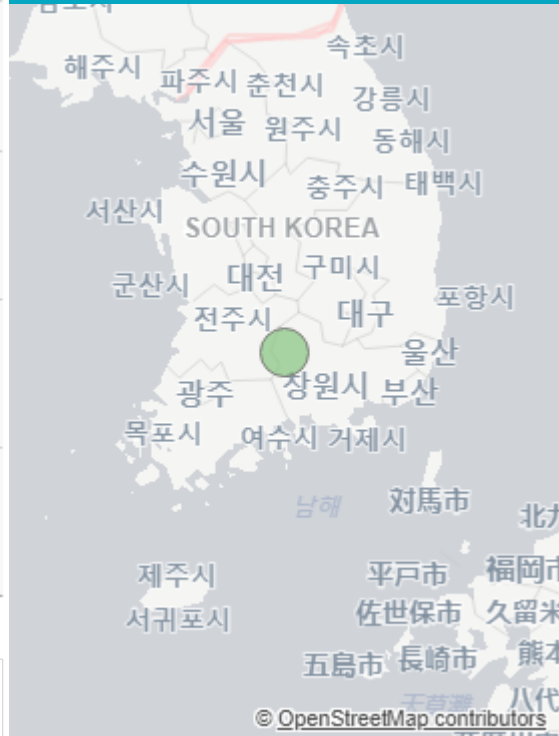
출하산지(개소)

1

출하건수(천건)

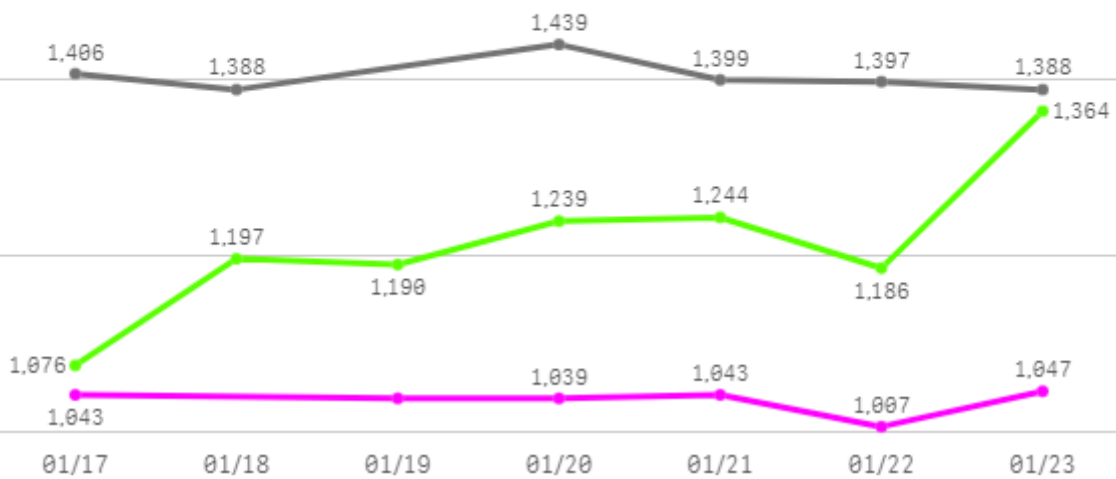
0

산지별 주출하 시군구



주간 도매가격(원)

◆ 2026    ◄ 2025    ◆ 평년



구분	금주(A)	전주(B)	전월(C)	전년(D)	평년(E)	A/B	A/C	A/D	A/E
가격(원)	1,036	1,065	1,044	1,403	1,075	97.3%	99.3%	73.9%	96.4%

※ 상품 가격 기준

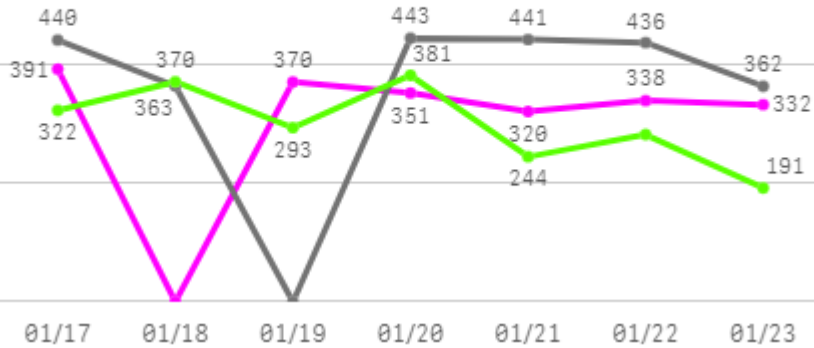
## □ 양파(1Kg) 주간 가격

구분	Q	품종	Q	단량	Q	특	상	보통	하
2026-01-17		양파		1Kg		1,182	1,043	922	781
2026-01-19		양파		1Kg		1,193	1,039	936	846
2026-01-20		양파		1Kg		1,129	1,039	959	864
2026-01-21		양파		1Kg		1,161	1,043	944	813
2026-01-22		양파		1Kg		1,121	1,007	907	704
2026-01-23		양파		1Kg		1,234	1,047	935	725
평균						<b>1,170</b>	<b>1,036</b>	<b>934</b>	<b>789</b>

# 대파

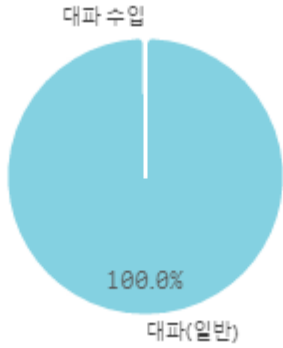
## 주간 반입량(톤)

◆ 2026    ● 2025    ▲ 평년

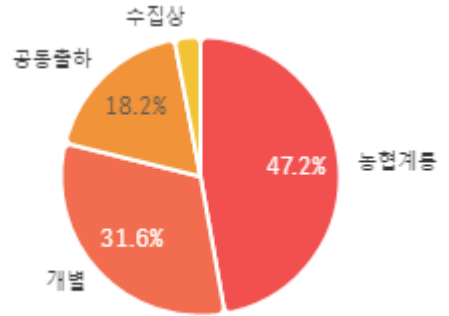


구분	금주(A)	전주(B)	전월(C)	전년(D)	평년(E)	A/B	A/C	A/D	A/E
물량(톤)	2,102	2,315	2,218	2,486	2,098	90.8%	94.8%	84.6%	100.2%

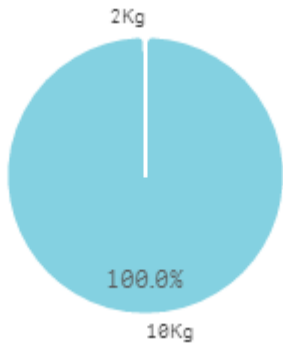
## 출하 품종별 거래물량 구성비



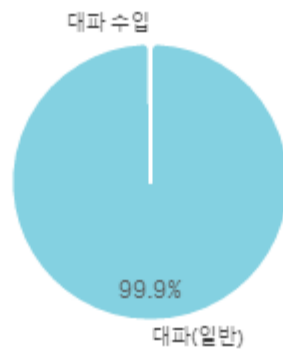
## 출하자별 거래물량 구성비



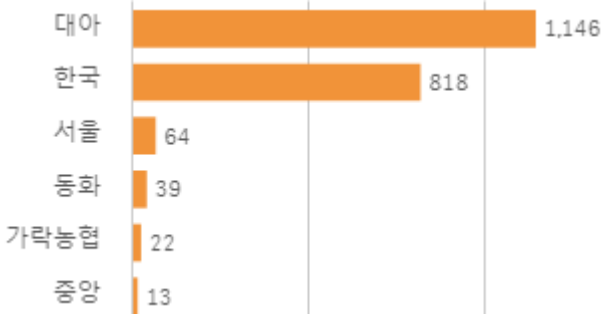
## 거래 단량별 물량 구성비



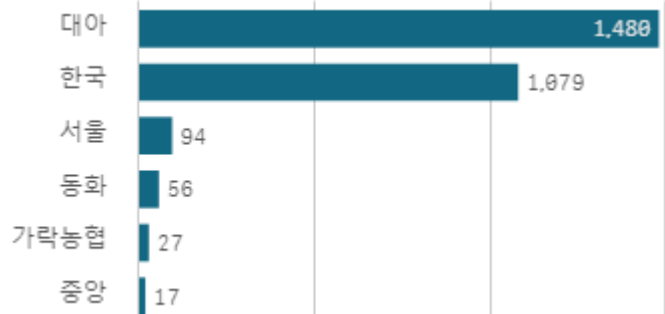
## 출하 품종별 거래금액 구성비



## 도매시장 법인별 거래물량(톤)

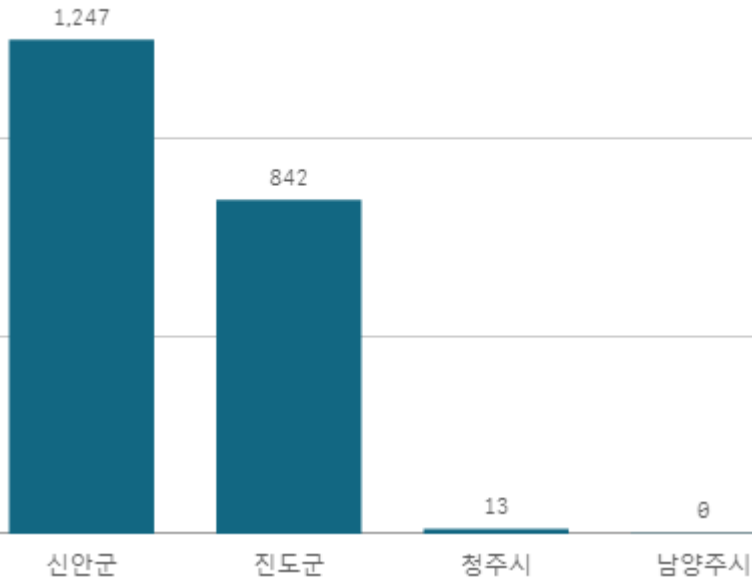


## 도매시장 법인별 거래금액(백만원)



# 대파(일반)(1Kg)

산지별 거래물량(톤)



산지별 주출하 시군구



출하산지(개소)

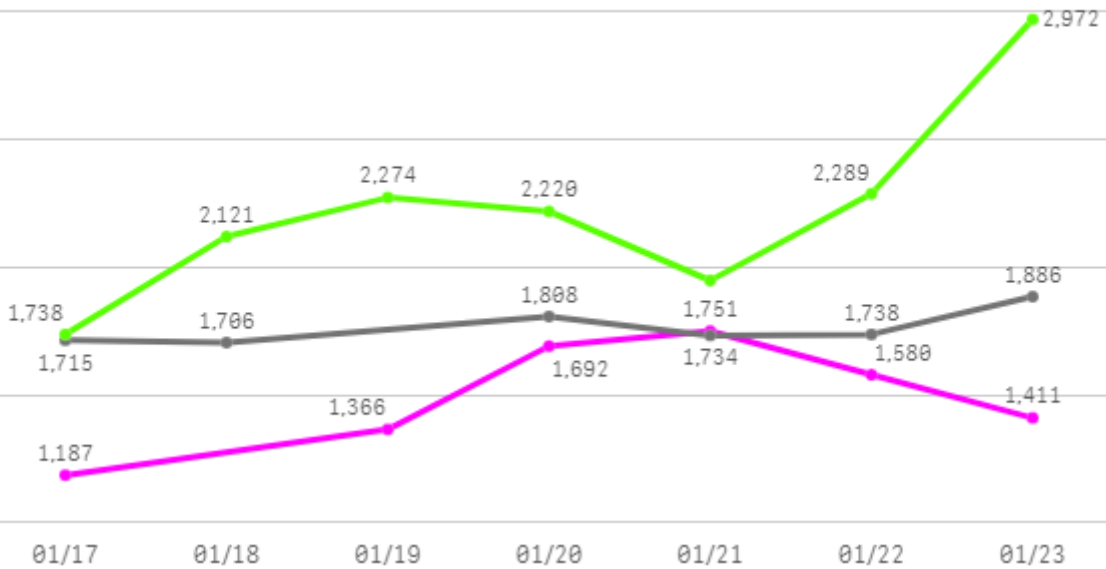
4

출하건수(천건)

1

주간 도매가격(원)

◆ 2026    ● 2025    ◆ 평년



구분	금주(A)	전주(B)	전월(C)	전년(D)	평년(E)	A/B	A/C	A/D	A/E
가격(원)	1,498	1,531	1,534	1,765	1,837	97.8%	97.7%	84.9%	81.5%

※ 상품 가격 기준

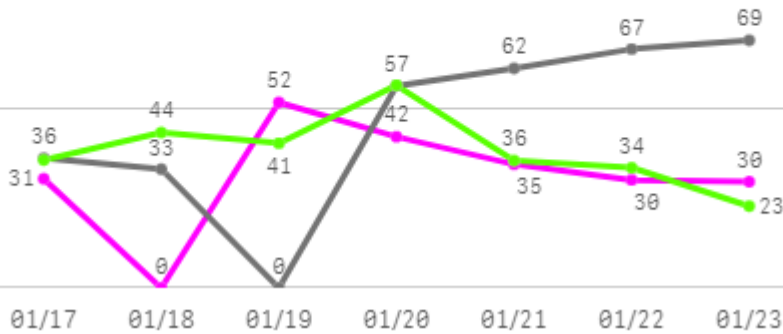
## □ 대파(일반)(1Kg) 주간 가격

구분	Q	품종	Q	단량	Q	특	상	보통	하
2026-01-17		대파(일반)		1Kg		1,650	1,187	959	788
2026-01-19		대파(일반)		1Kg		1,752	1,366	1,156	1,008
2026-01-20		대파(일반)		1Kg		2,129	1,692	1,433	1,284
2026-01-21		대파(일반)		1Kg		2,196	1,751	1,463	1,353
2026-01-22		대파(일반)		1Kg		1,931	1,580	1,241	1,123
2026-01-23		대파(일반)		1Kg		1,932	1,411	1,133	990
평균						<b>1,932</b>	<b>1,498</b>	<b>1,231</b>	<b>1,091</b>

# 쪽파

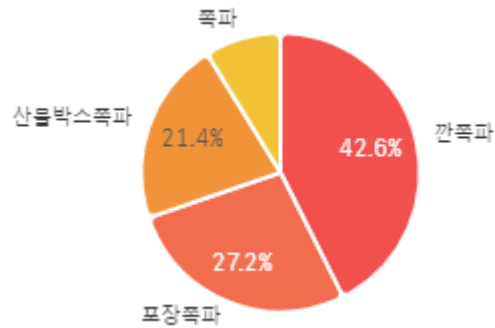
## 주간 반입량(톤)

◆ 2026    ● 2025    ▲ 평년

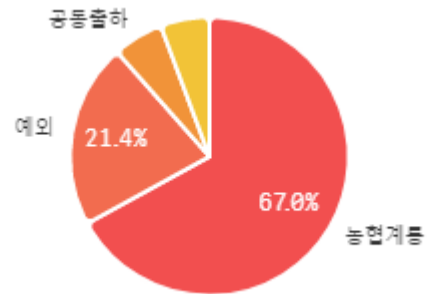


구분	금주(A)	전주(B)	전월(C)	전년(D)	평년(E)	A/B	A/C	A/D	A/E
물량(톤)	220	231	338	324	290	94.9%	65.0%	67.7%	75.8%

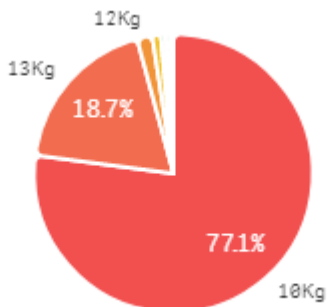
## 출하 품종별 거래물량 구성비



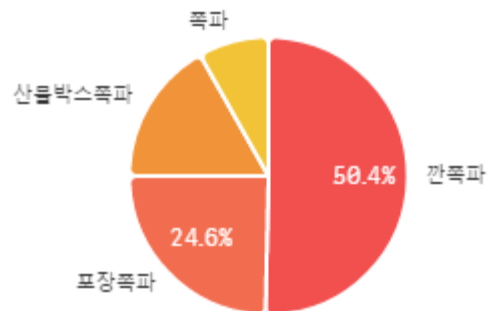
## 출하자별 거래물량 구성비



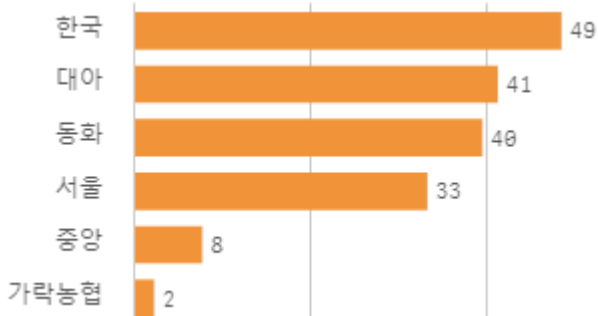
## 거래 단량별 물량 구성비



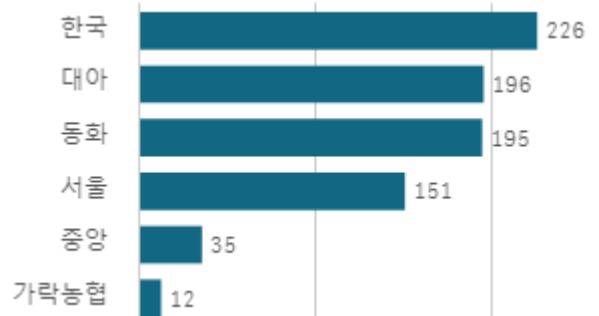
## 출하 품종별 거래금액 구성비



## 도매시장 법인별 거래물량(톤)

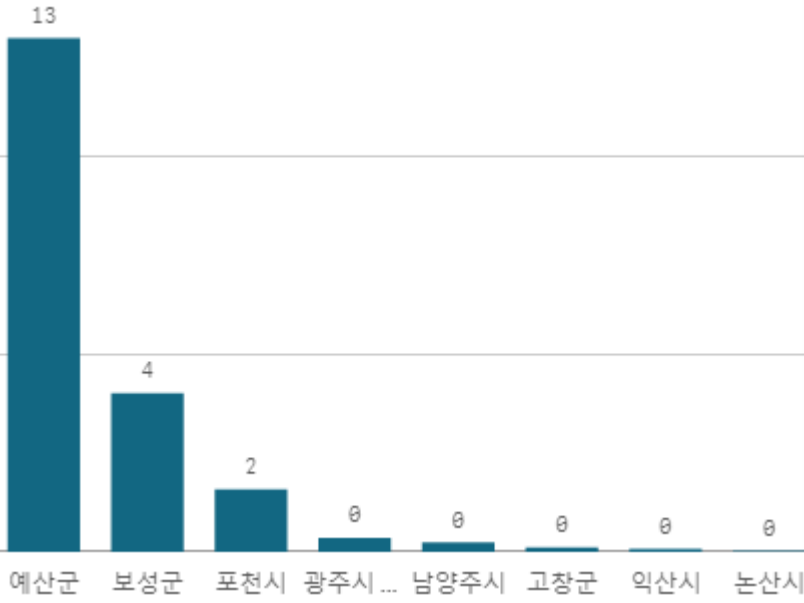


## 도매시장 법인별 거래금액(백만원)



# 쪽파(10Kg)

산지별 거래물량(톤)



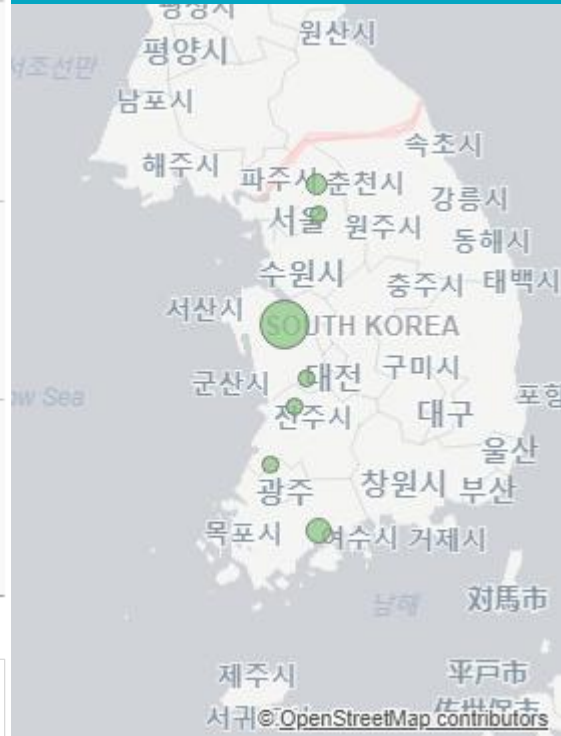
출하산지(개소)

8

출하건수(천건)

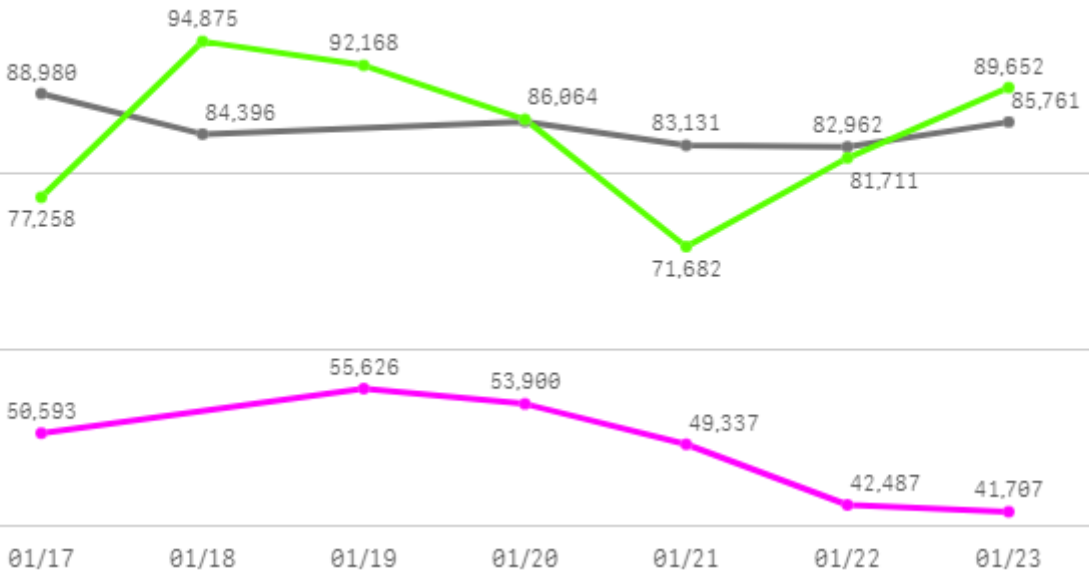
0

산지별 주출하 시군구



주간 도매가격(원)

◆ 2026    ● 2025    ▲ 평년



구분	금주(A)	전주(B)	전월(C)	전년(D)	평년(E)	A/B	A/C	A/D	A/E
가격(원)	48,942	61,629	53,609	85,174	70,361	79.4%	91.3%	57.5%	69.6%

※ 상품 가격 기준

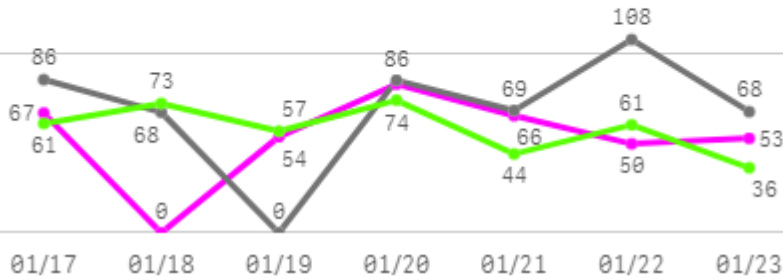
## □ 쪽파(10Kg) 주간 가격

구분	Q	품종	Q	단량	Q	특	상	보통	하
2026-01-17		쪽파		10Kg		59,672	50,593	38,954	23,704
2026-01-19		쪽파		10Kg		63,730	55,626	44,367	27,530
2026-01-20		쪽파		10Kg		60,433	53,900	44,057	26,527
2026-01-21		쪽파		10Kg		55,000	49,337	41,215	27,106
2026-01-22		쪽파		10Kg		49,500	42,487	36,644	24,693
2026-01-23		쪽파		10Kg		49,559	41,707	32,256	21,564
평균						<b>56,316</b>	<b>48,942</b>	<b>39,582</b>	<b>25,187</b>

# 파프리카

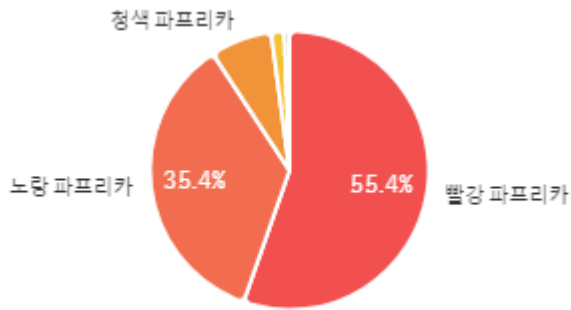
## 주간 반입량(톤)

◆ 2026    ● 2025    ▲ 평년

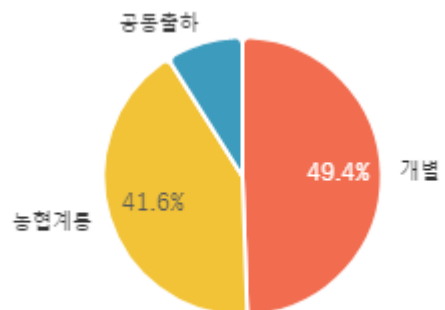


구분	금주(A)	전주(B)	전월(C)	전년(D)	평년(E)	A/B	A/C	A/D	A/E
물량(톤)	373	318	672	484	400	117.2%	55.5%	77.1%	93.2%

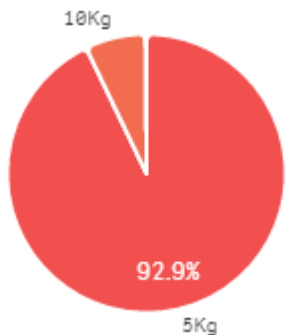
### 출하 품종별 거래물량 구성비



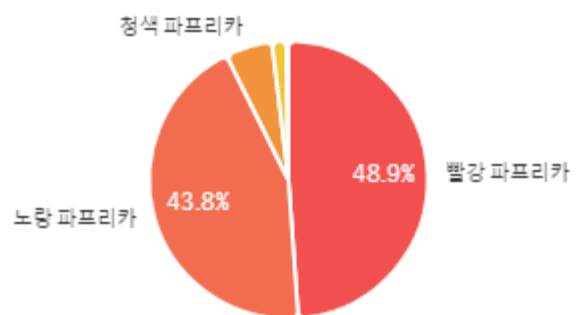
### 출하자별 거래물량 구성비



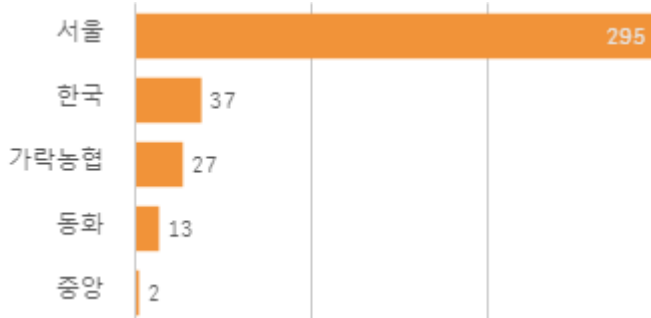
### 거래 단량별 물량 구성비



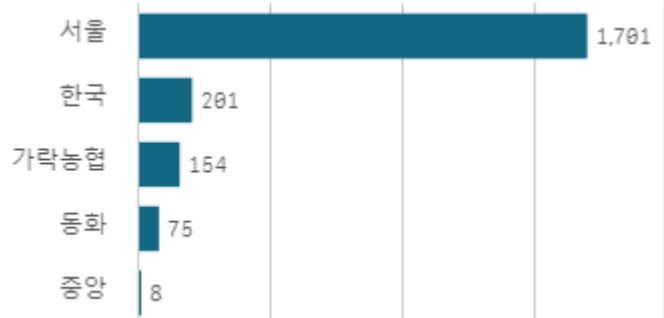
### 출하 품종별 거래금액 구성비



### 도매시장 법인별 거래물량(톤)

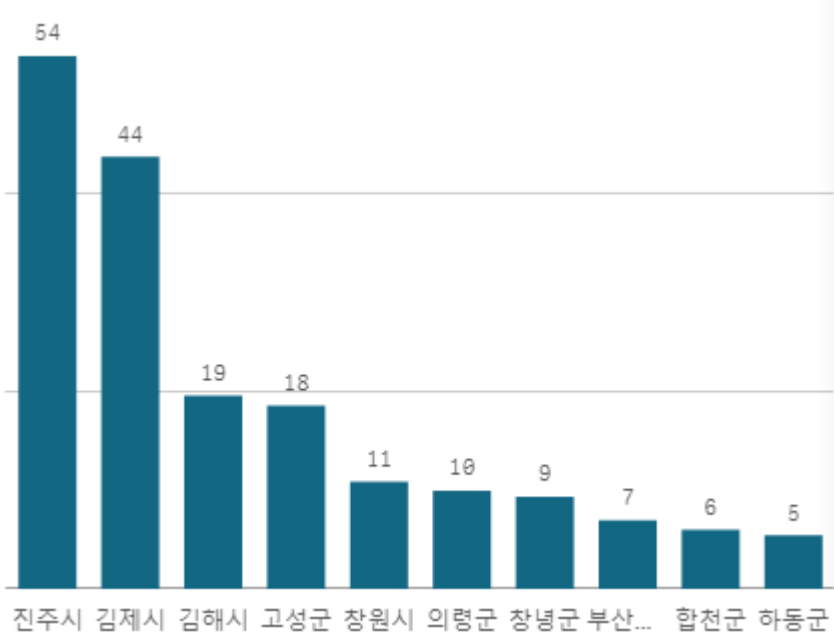


### 도매시장 법인별 거래금액(백만원)



# 빨강 파프리카(5Kg)

산지별 거래물량(톤)



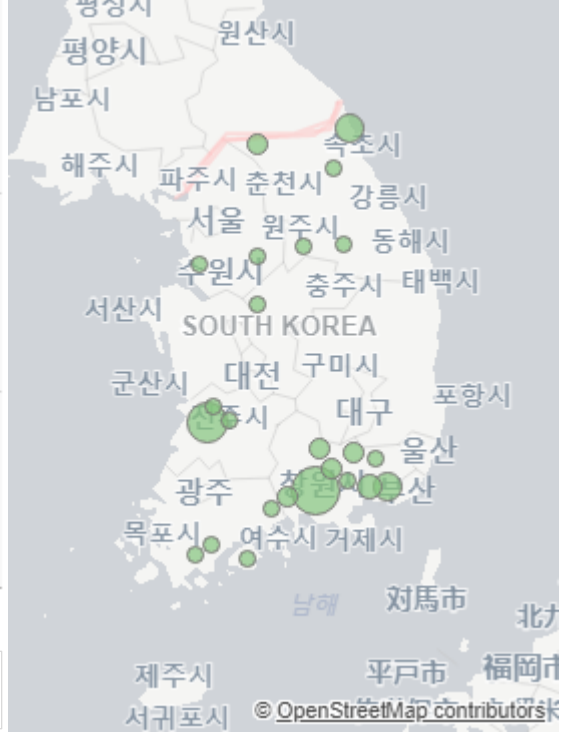
출하산지(개소)

26

출하건수(천건)

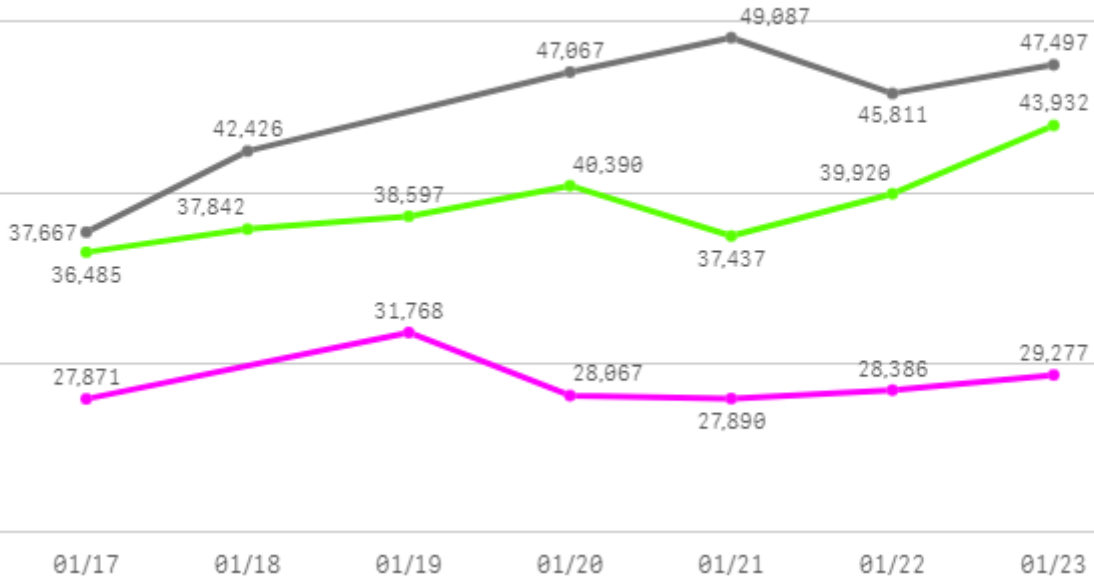
1

산지별 주출하 시군구



주간 도매가격(원)

◆ 2026    ● 2025    ◆ 평년



구분	금주(A)	전주(B)	전월(C)	전년(D)	평년(E)	A/B	A/C	A/D	A/E
가격(원)	28,877	26,237	21,732	44,926	37,123	110.1%	132.9%	64.3%	77.8%

※ 상품 가격 기준

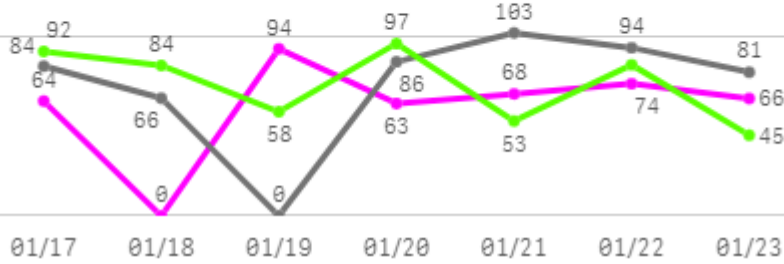
## □ 빨강 파프리카(5Kg) 주간 가격

구분	Q	품종	Q	단량	Q	특	상	보통	하
2026-01-17		빨강 파프리카		5Kg		-	27,871	26,522	22,239
2026-01-19		빨강 파프리카		5Kg		-	31,768	29,302	25,023
2026-01-20		빨강 파프리카		5Kg		-	28,067	26,532	22,241
2026-01-21		빨강 파프리카		5Kg		-	27,890	25,577	22,662
2026-01-22		빨강 파프리카		5Kg		-	28,386	24,197	21,670
2026-01-23		빨강 파프리카		5Kg		-	29,277	25,946	20,657
평균						-	<b>28,877</b>	<b>26,346</b>	<b>22,415</b>

# 양상추

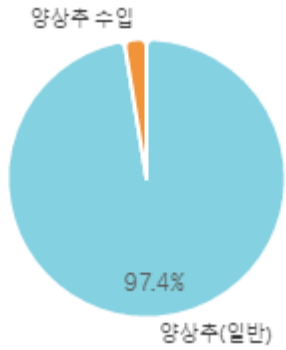
## 주간 반입량(톤)

◆ 2026    ● 2025    ▲ 평년

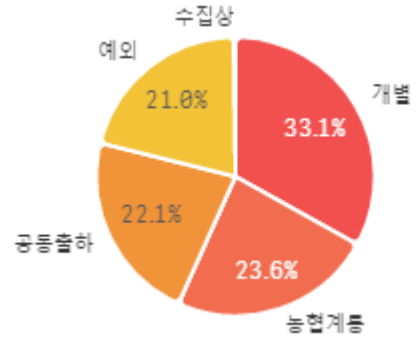


구분	금주(A)	전주(B)	전월(C)	전년(D)	평년(E)	A/B	A/C	A/D	A/E
물량(톤)	429	421	452	514	486	101.9%	95.0%	83.6%	88.4%

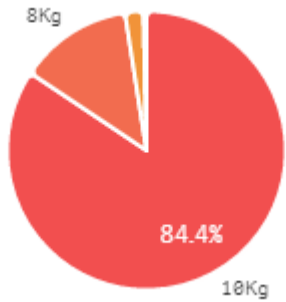
### 출하 품종별 거래물량 구성비



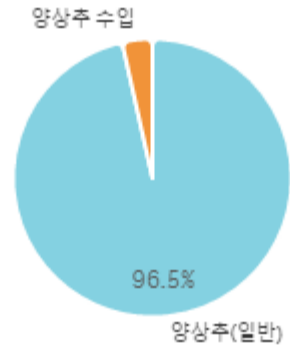
### 출하자별 거래물량 구성비



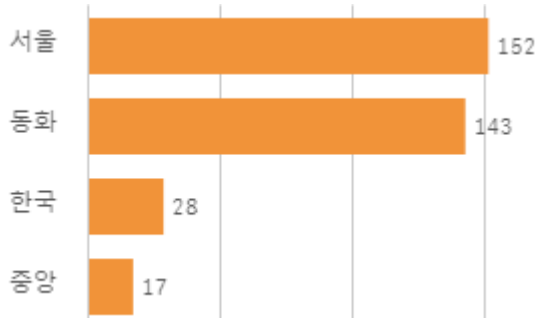
### 거래 단량별 물량 구성비



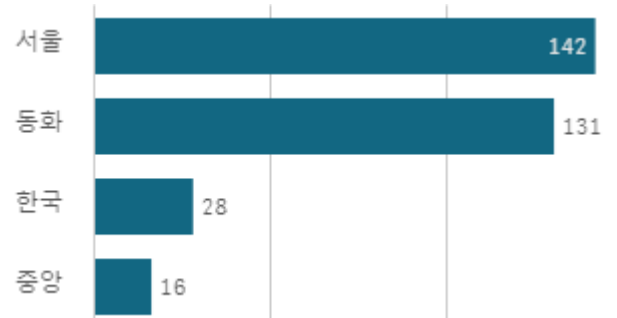
### 출하 품종별 거래금액 구성비



### 도매시장 법인별 거래물량(톤)

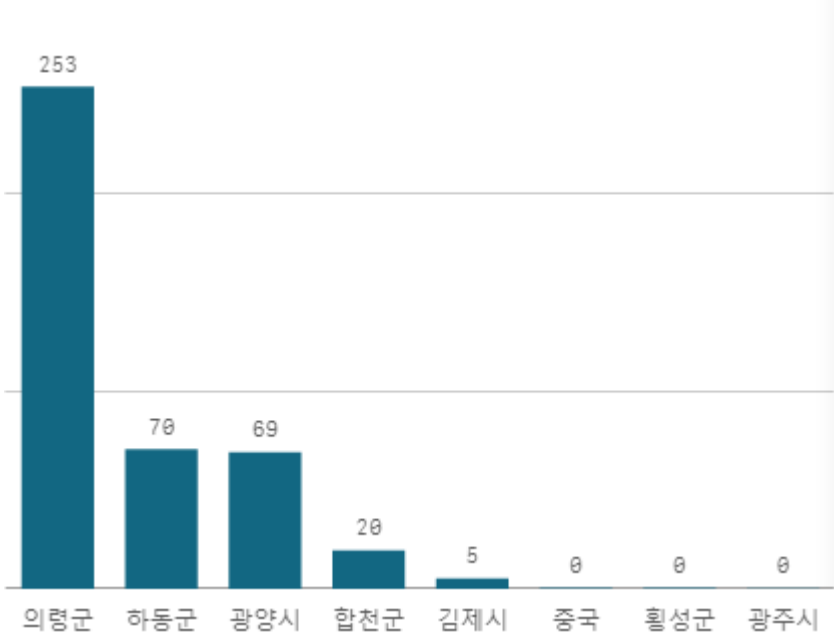


### 도매시장 법인별 거래금액(백만원)



# 양상추(일반)(12개)

산지별 거래물량(톤)



출하산지(개소)

8

출하건수(천건)

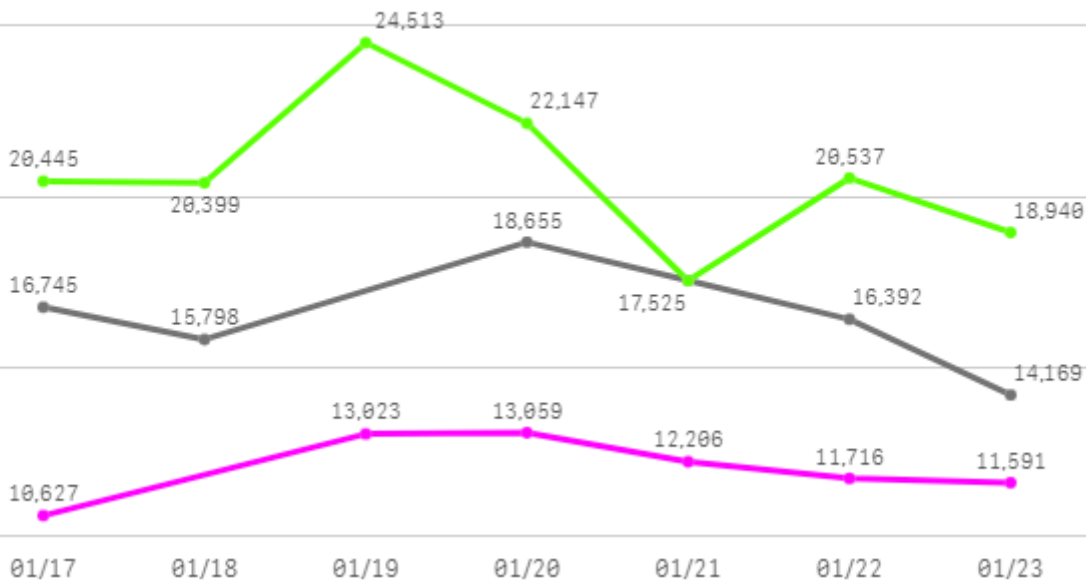
1

산지별 주출하 시군구



주간 도매가격(원)

◆ 2026    ● 2025    ▲ 평년



구분	금주(A)	전주(B)	전월(C)	전년(D)	평년(E)	A/B	A/C	A/D	A/E
가격(원)	12,037	12,369	18,821	16,547	17,733	97.3%	64.0%	72.7%	67.9%

※ 상품 가격 기준

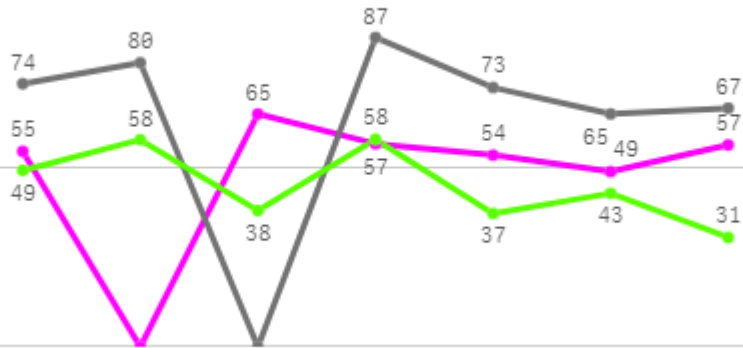
## □ 양상추(일반)(12개) 주간 가격

구분	Q	품종	Q	단량	Q	특	상	보통	하
2026-01-17		양상추(일반)		12개		-	10,627	9,115	4,337
2026-01-19		양상추(일반)		12개		-	13,023	11,181	6,475
2026-01-20		양상추(일반)		12개		-	13,059	11,249	6,906
2026-01-21		양상추(일반)		12개		-	12,206	10,380	6,289
2026-01-22		양상추(일반)		12개		-	11,716	10,631	7,276
2026-01-23		양상추(일반)		12개		-	11,591	9,619	6,438
평균						-	<b>12,037</b>	<b>10,363</b>	<b>6,287</b>

# 청경채

## 주간 반입량(톤)

◆ 2026    ● 2025    ▲ 평년



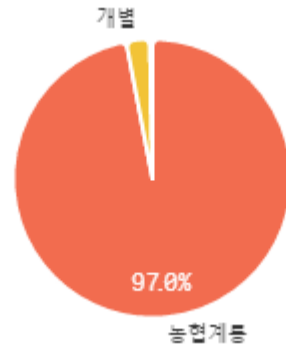
01/17    01/18    01/19    01/20    01/21    01/22    01/23

구분	금주(A)	전주(B)	전월(C)	전년(D)	평년(E)	A/B	A/C	A/D	A/E
물량(톤)	336	317	390	445	332	106.1%	86.3%	75.6%	101.4%

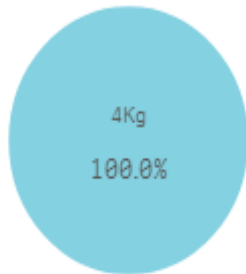
### 출하 품종별 거래물량 구성비



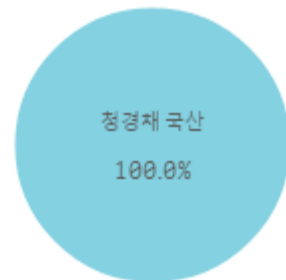
### 출하자별 거래물량 구성비



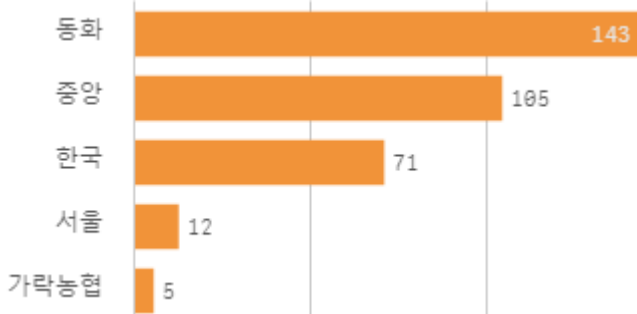
### 거래 단량별 물량 구성비



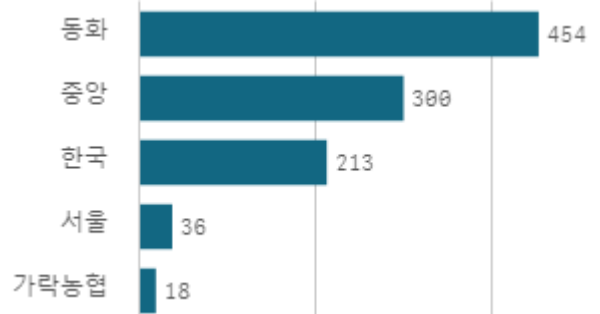
### 출하 품종별 거래금액 구성비



### 도매시장 법인별 거래물량(톤)

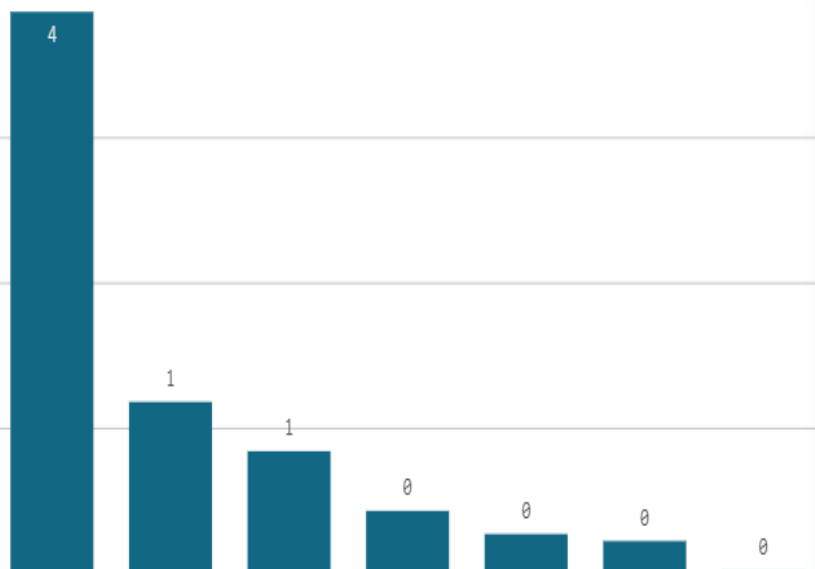


### 도매시장 법인별 거래금액(백만원)



# 청경채(4Kg)

산지별 거래물량(톤)



출하산지(개소)

7

출하건수(천건)

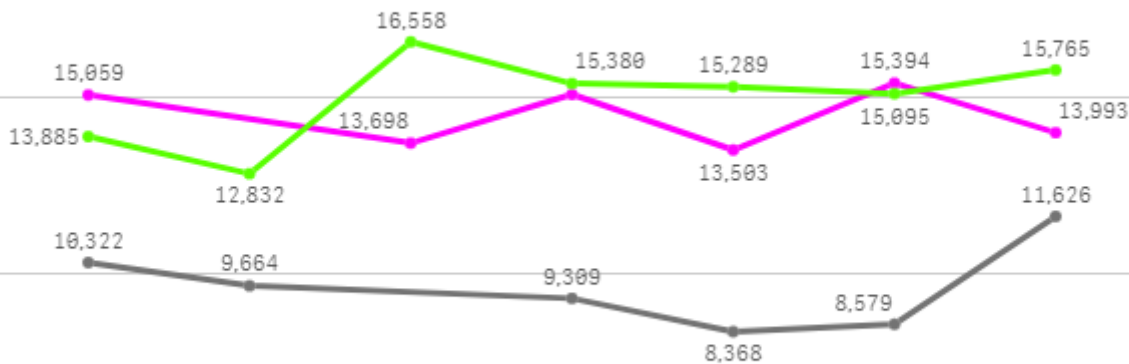
0

산지별 주출하 시군구



주간 도매가격(원)

◆ 2026    ● 2025    ◆ 평년



01/17    01/18    01/19    01/20    01/21    01/22    01/23

구분	금주(A)	전주(B)	전월(C)	전년(D)	평년(E)	A/B	A/C	A/D	A/E
가격(원)	14,454	13,067	8,551	9,645	14,801	110.6%	169.0%	149.9%	97.7%

※ 상품 가격 기준

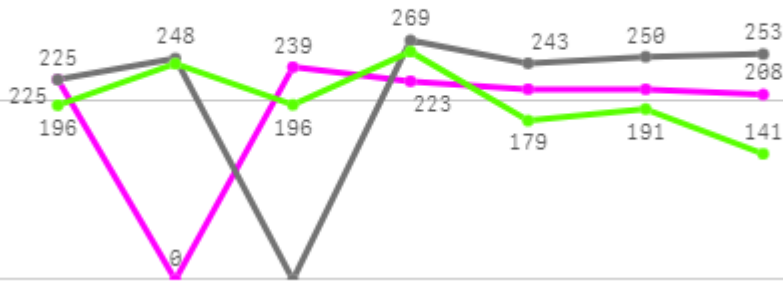
## □ 청경채(4Kg) 주간 가격

구분	Q	품종	Q	단량	Q	특	상	보통	하
2026-01-17		청경채		4Kg		-	15,059	12,910	10,295
2026-01-19		청경채		4Kg		-	13,698	11,959	9,943
2026-01-20		청경채		4Kg		-	15,075	14,018	11,948
2026-01-21		청경채		4Kg		-	13,503	12,396	10,364
2026-01-22		청경채		4Kg		-	15,394	13,521	10,892
2026-01-23		청경채		4Kg		-	13,993	11,490	9,080
평균						-	<b>14,454</b>	<b>12,716</b>	<b>10,420</b>

# 버섯

## 주간 반입량(톤)

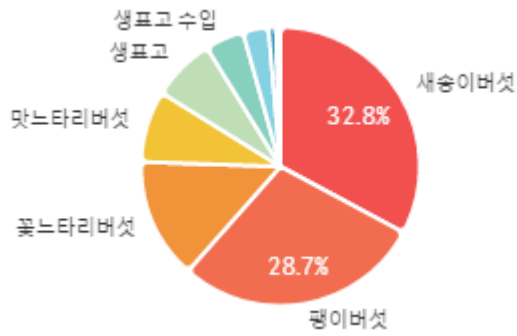
◆ 2026    ● 2025    ▲ 평년



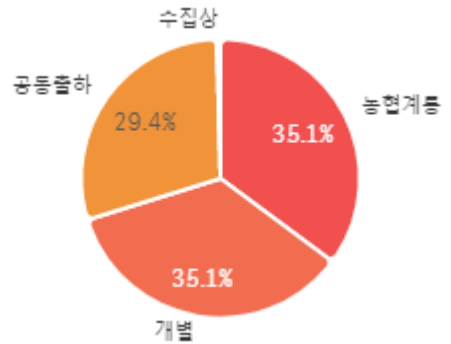
01/17    01/18    01/19    01/20    01/21    01/22    01/23

구분	금주(A)	전주(B)	전월(C)	전년(D)	평년(E)	A/B	A/C	A/D	A/E
물량(톤)	1,321	1,343	1,378	1,487	1,403	98.4%	95.8%	88.8%	94.2%

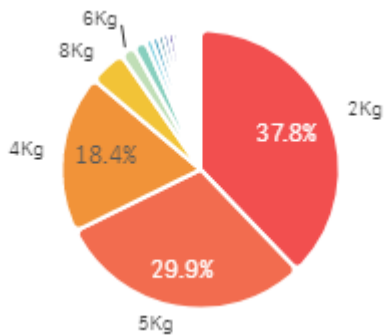
## 출하 품종별 거래물량 구성비



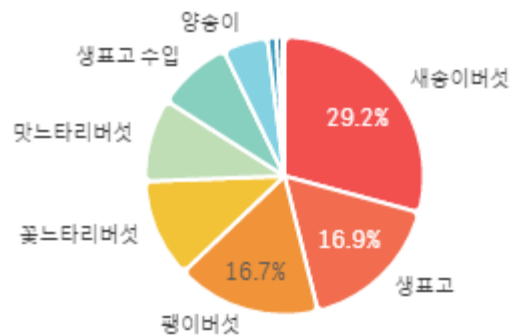
## 출하자별 거래물량 구성비



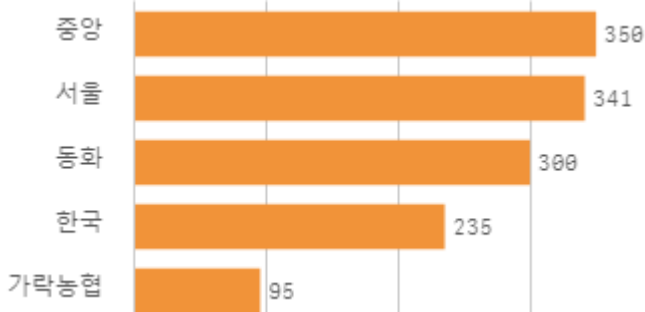
## 거래 단량별 물량 구성비



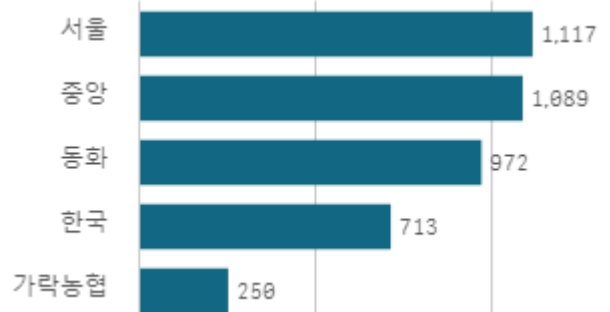
## 출하 품종별 거래금액 구성비



## 도매시장 법인별 거래물량(톤)

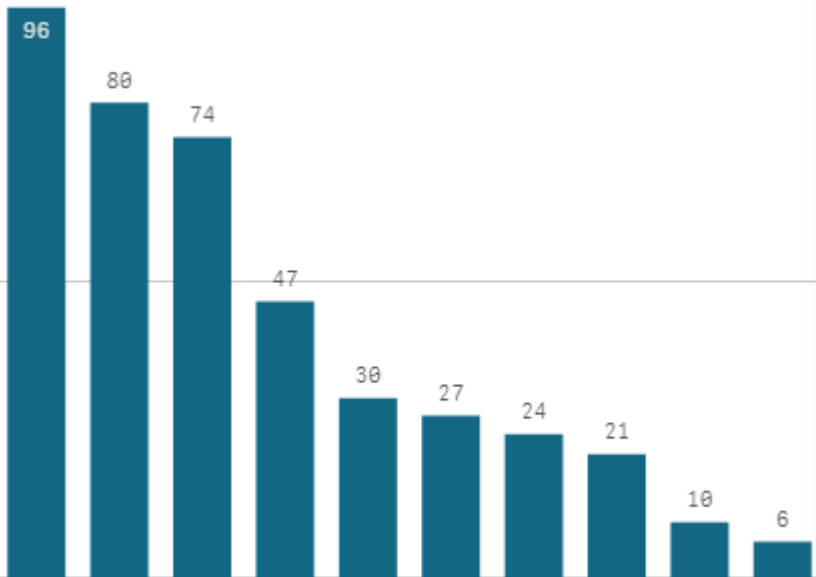


## 도매시장 법인별 거래금액(백만원)



# 새송이버섯(2Kg)

산지별 거래물량(톤)



출하산지(개소)

18

출하건수(천건)

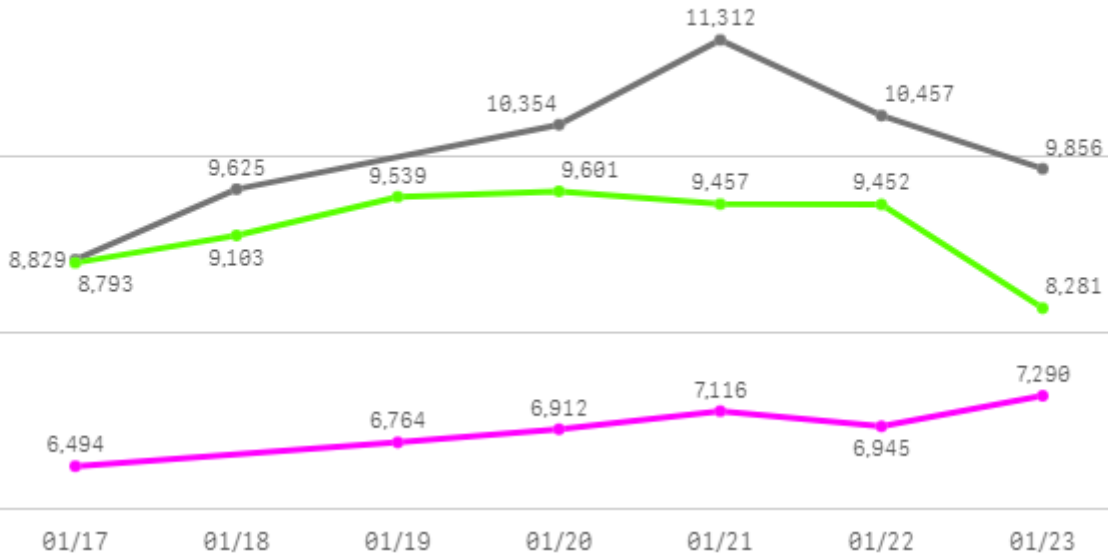
3

산지별 주출하 시군구



주간 도매가격(원)

◆ 2026    ● 2025    ◆ 평년



구분	금주(A)	전주(B)	전월(C)	전년(D)	평년(E)	A/B	A/C	A/D	A/E
가격(원)	6,920	7,149	9,310	10,072	8,987	96.8%	74.3%	68.7%	77.0%

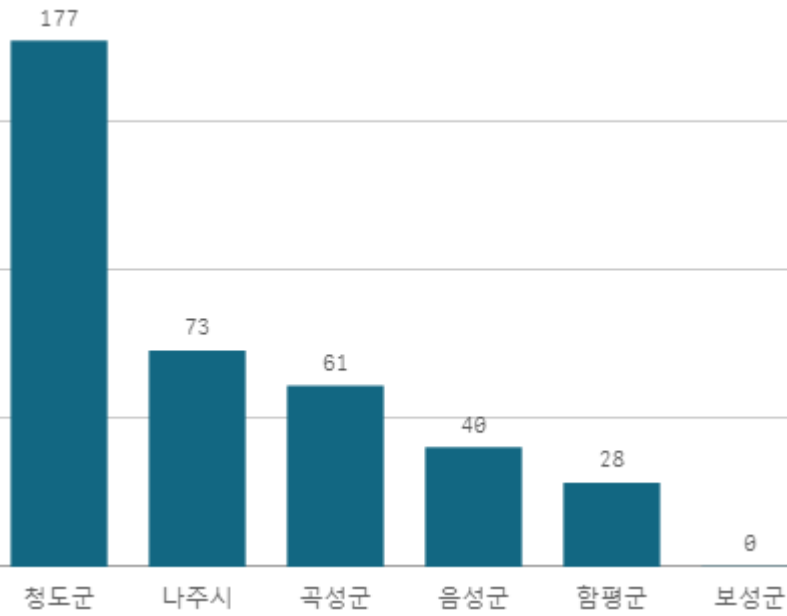
※ 상품 가격 기준

## □ 새송이버섯(2Kg) 주간 가격

구분	Q	품종	Q	단량	Q	특	상	보통	하
2026-01-17		새송이버섯		2Kg		7,493	6,494	5,752	3,930
2026-01-19		새송이버섯		2Kg		7,663	6,764	6,235	4,073
2026-01-20		새송이버섯		2Kg		7,699	6,912	6,238	3,725
2026-01-21		새송이버섯		2Kg		7,665	7,116	6,243	4,269
2026-01-22		새송이버섯		2Kg		7,593	6,945	6,198	4,300
2026-01-23		새송이버섯		2Kg		7,766	7,290	6,290	4,290
평균						<b>7,647</b>	<b>6,920</b>	<b>6,159</b>	<b>4,098</b>

# 팬이버섯(5Kg)

산지별 거래물량(톤)



출하산지(개소)

6

출하건수(천건)

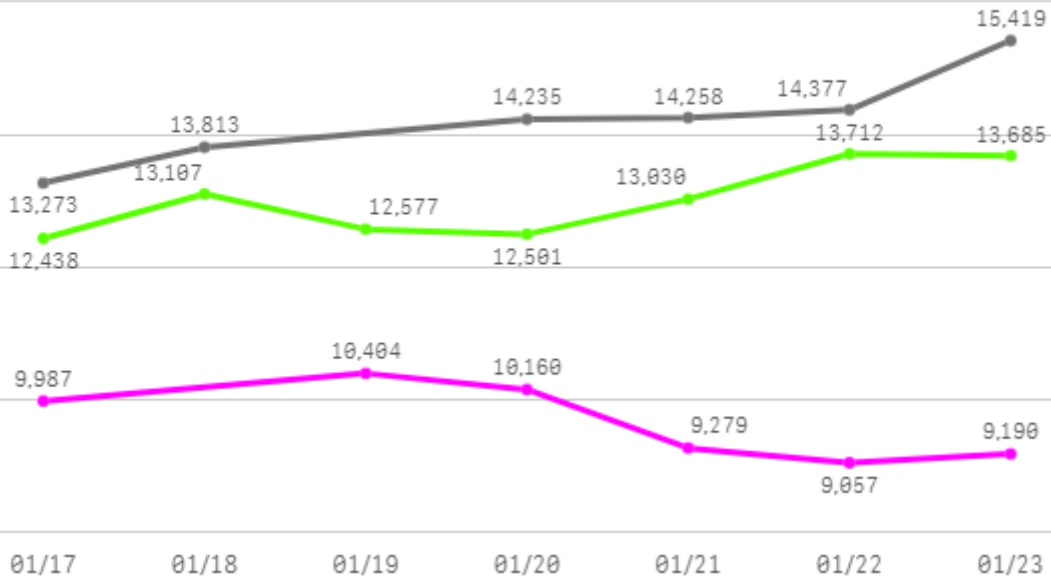
1

산지별 주출하 시군구



주간 도매가격(원)

◆ 2026    ● 2025    ◆ 평년



구분	금주(A)	전주(B)	전월(C)	전년(D)	평년(E)	A/B	A/C	A/D	A/E
가격(원)	9,680	9,383	12,071	14,229	12,314	103.2%	80.2%	68.0%	78.6%

※ 상품 가격 기준

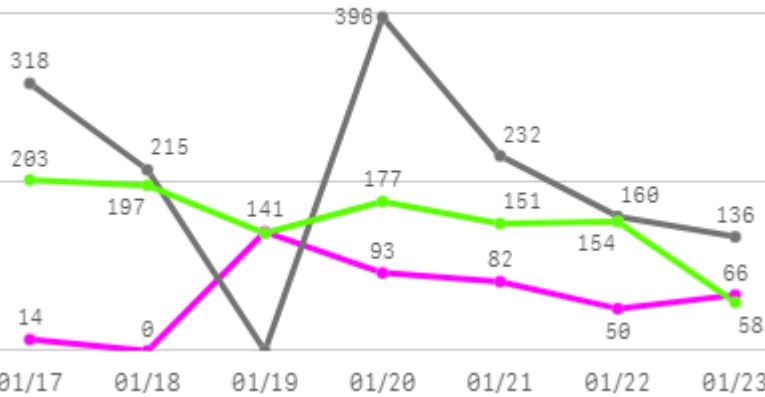
## □ 팽이버섯(5Kg) 주간 가격

구분	Q	품종	Q	단량	Q	특	상	보통	하
2026-01-17		팽이버섯		5Kg		10,655	9,987	9,389	8,744
2026-01-19		팽이버섯		5Kg		11,137	10,404	9,780	9,268
2026-01-20		팽이버섯		5Kg		11,321	10,160	9,027	8,334
2026-01-21		팽이버섯		5Kg		10,311	9,279	8,521	7,693
2026-01-22		팽이버섯		5Kg		9,601	9,057	8,224	7,928
2026-01-23		팽이버섯		5Kg		9,500	9,190	8,778	8,290
평균						<b>10,421</b>	<b>9,680</b>	<b>8,953</b>	<b>8,376</b>

# 사과

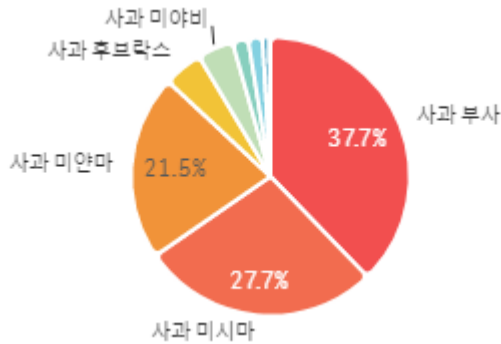
## 주간 반입량(톤)

◆ 2026    ● 2025    ▲ 평년

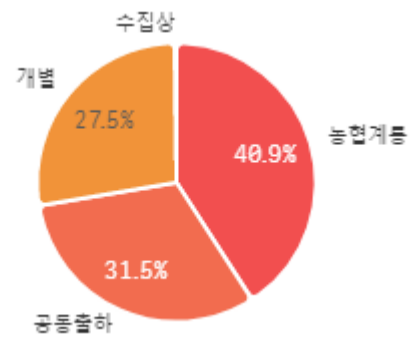


구분	금주(A)	전주(B)	전월(C)	전년(D)	평년(E)	A/B	A/C	A/D	A/E
물량(톤)	447	445	457	1,456	978	100.4%	97.7%	30.7%	45.6%

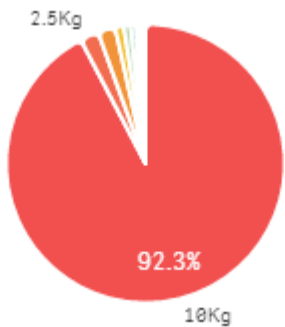
## 출하 품종별 거래물량 구성비



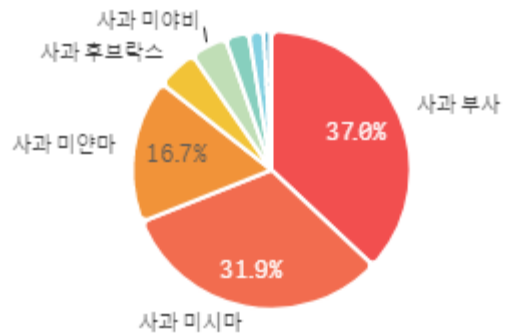
## 출하자별 거래물량 구성비



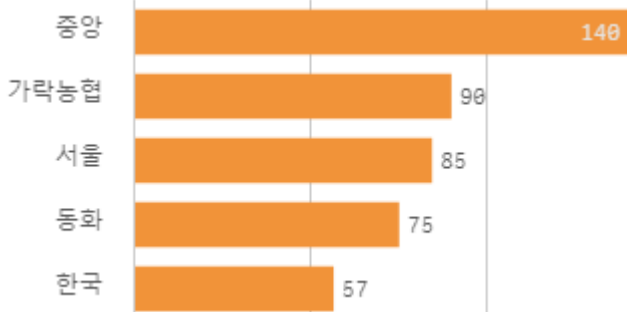
## 거래 단량별 물량 구성비



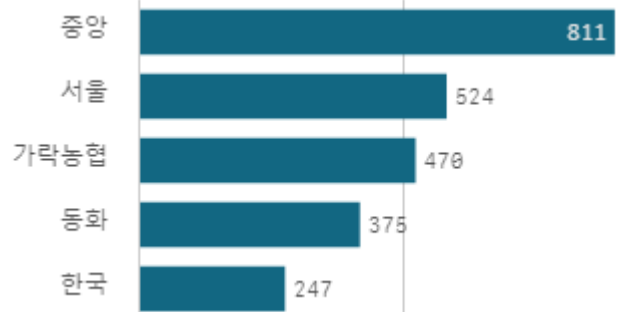
## 출하 품종별 거래금액 구성비



## 도매시장 법인별 거래물량(톤)

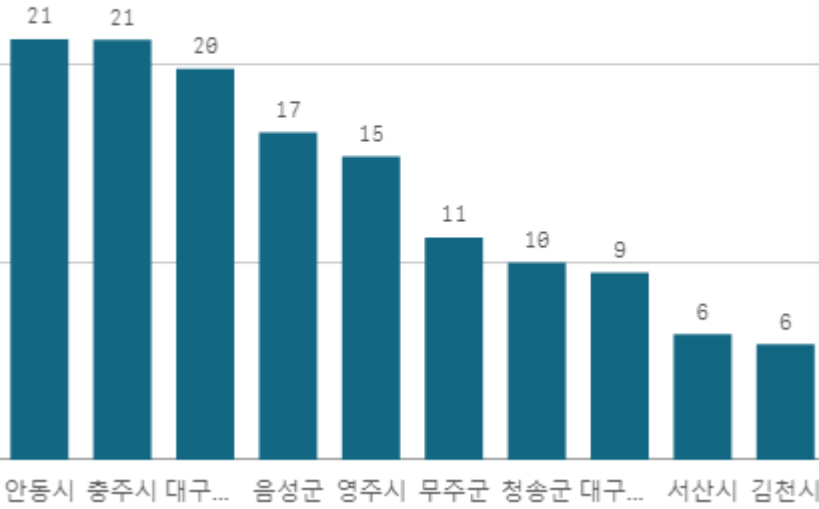


## 도매시장 법인별 거래금액(백만원)



# 사과 부사(10Kg)

산지별 거래물량(톤)



출하산지(개소)

25

출하건수(천건)

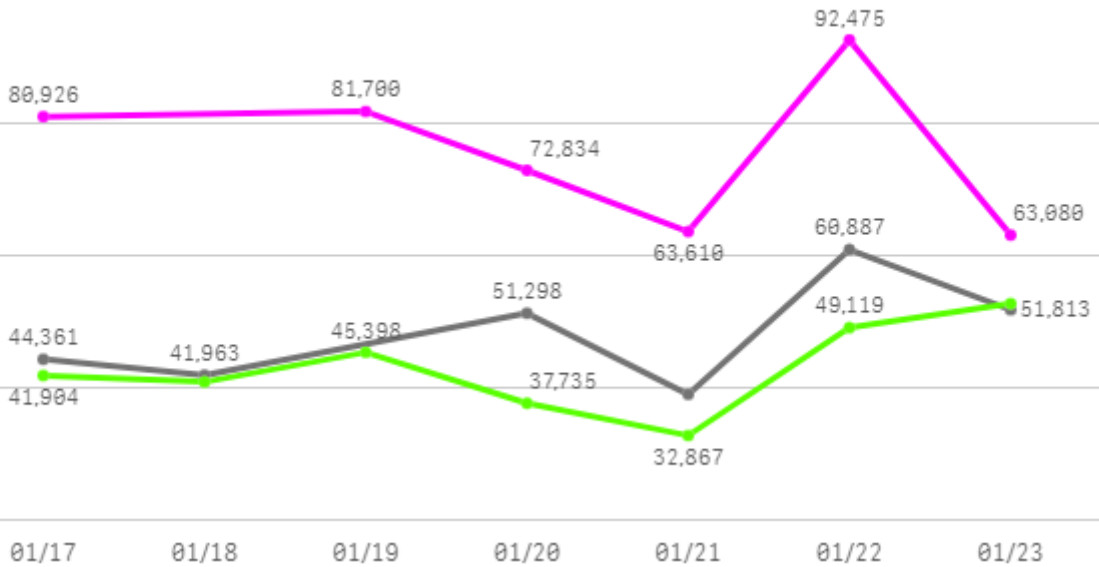
1

산지별 주출하 시군구



주간 도매가격(원)

◆ 2026    ◆ 2025    ◆ 평년



구분	금주(A)	전주(B)	전월(C)	전년(D)	평년(E)	A/B	A/C	A/D	A/E
가격(원)	75,771	76,055	83,930	48,233	48,838	99.6%	90.3%	157.1%	155.1%

※ 상품 가격 기준

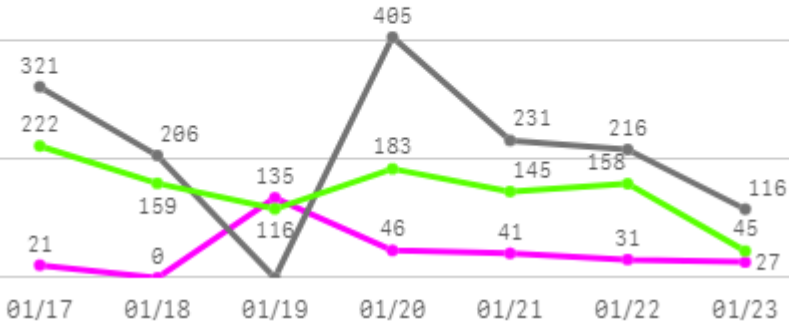
## □ 사과 부사(10Kg) 주간 가격

구분	Q	품종	Q	단량	Q	특	상	보통	하
2026-01-17		사과 부사		10Kg		169,219	80,926	30,894	15,952
2026-01-19		사과 부사		10Kg		154,894	81,700	45,862	27,179
2026-01-20		사과 부사		10Kg		134,095	72,834	39,797	18,898
2026-01-21		사과 부사		10Kg		130,817	63,610	40,060	24,989
2026-01-22		사과 부사		10Kg		184,615	92,475	49,022	29,571
2026-01-23		사과 부사		10Kg		104,166	63,080	37,773	22,421
평균						<b>146,301</b>	<b>75,771</b>	<b>40,568</b>	<b>23,168</b>

# 배

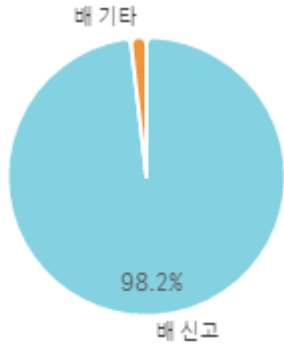
## 주간 반입량(톤)

◆ 2026    ● 2025    ▲ 평년

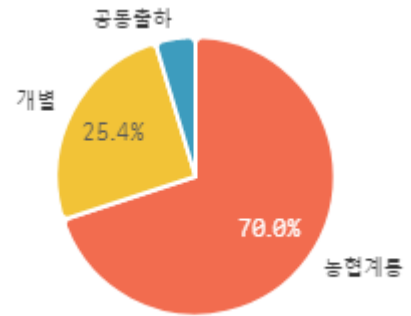


구분	금주(A)	전주(B)	전월(C)	전년(D)	평년(E)	A/B	A/C	A/D	A/E
물량(톤)	300	359	300	1,494	1,032	83.6%	100.2%	20.1%	29.1%

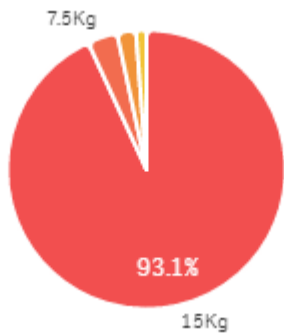
### 출하 품종별 거래물량 구성비



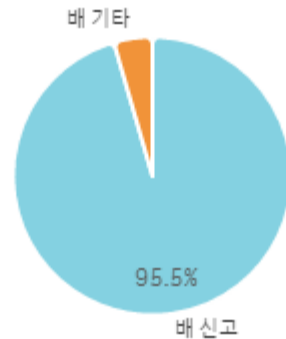
### 출하자별 거래물량 구성비



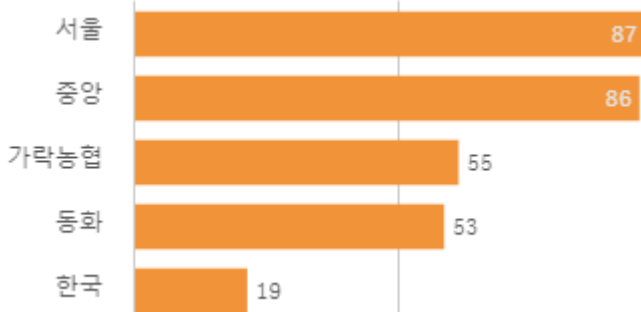
### 거래 단량별 물량 구성비



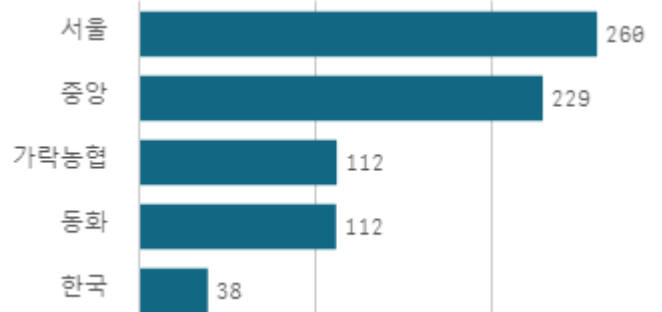
### 출하 품종별 거래금액 구성비



### 도매시장 법인별 거래물량(톤)

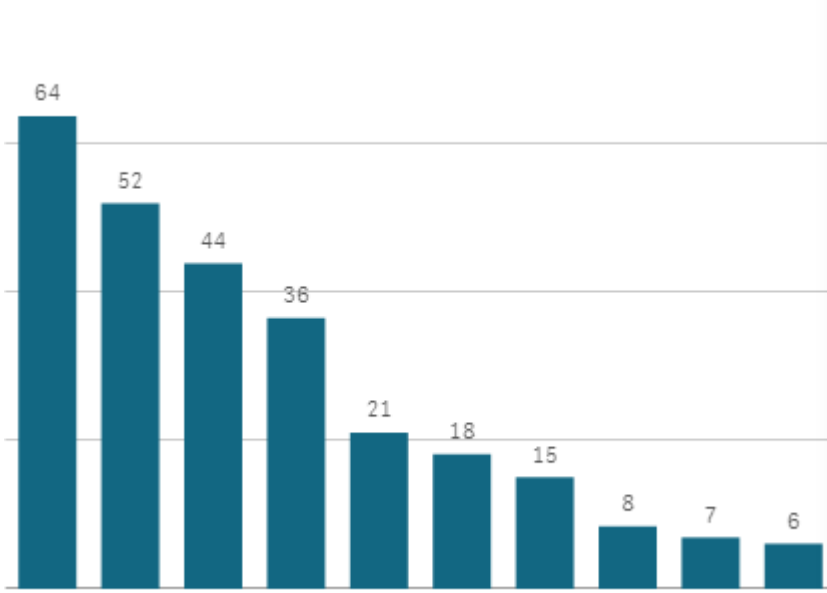


### 도매시장 법인별 거래금액(백만원)



# 배 신고(15Kg)

산지별 거래물량(톤)



출하산지(개소)

21

출하건수(천건)

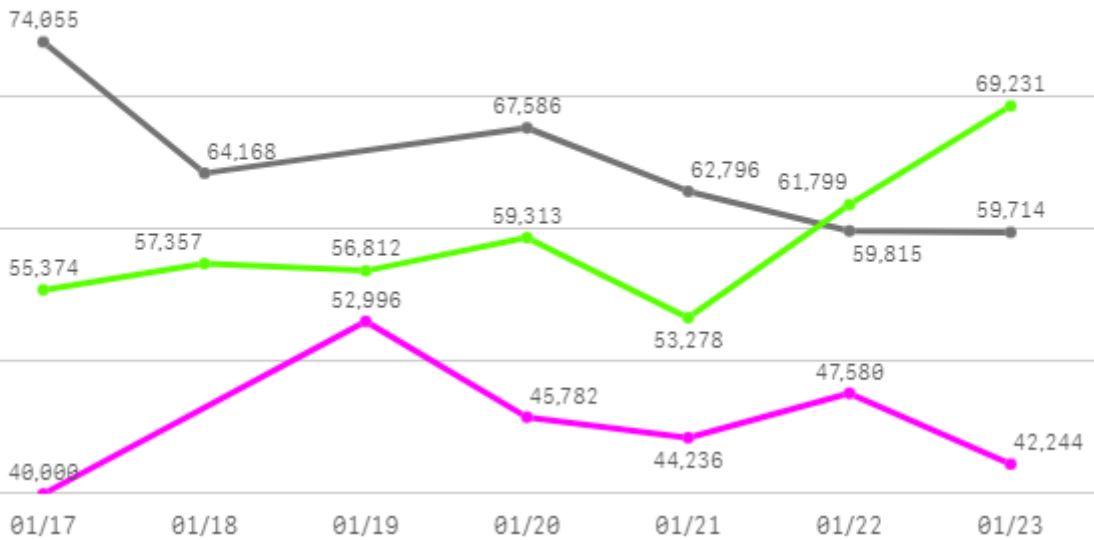
1

산지별 주출하 시군구



주간 도매가격(원)

◆ 2026    ● 2025    ◆ 평년



구분	금주(A)	전주(B)	전월(C)	전년(D)	평년(E)	A/B	A/C	A/D	A/E
가격(원)	45,473	50,512	47,458	64,689	53,336	90.0%	95.8%	70.3%	85.3%

※ 상품 가격 기준

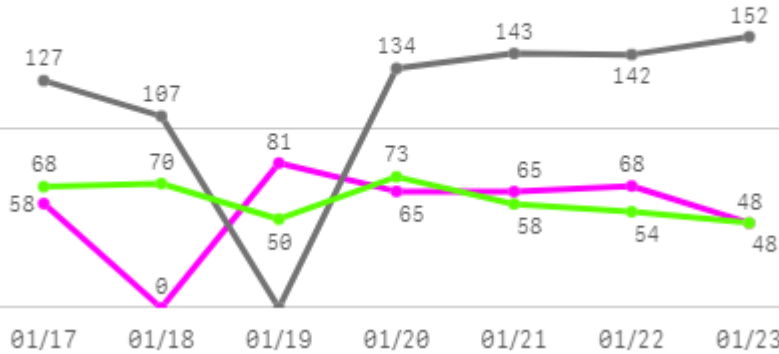
## □ 배 신고(15Kg) 주간 가격

구분	Q	품종	Q	단량	Q	특	상	보통	하
2026-01-17		배 신고		15Kg		52,961	40,000	37,754	24,676
2026-01-19		배 신고		15Kg		80,435	52,996	33,416	18,419
2026-01-20		배 신고		15Kg		71,929	45,782	27,462	15,359
2026-01-21		배 신고		15Kg		61,741	44,236	25,842	14,462
2026-01-22		배 신고		15Kg		68,115	47,580	38,935	20,179
2026-01-23		배 신고		15Kg		64,621	42,244	12,386	8,500
평균						<b>66,634</b>	<b>45,473</b>	<b>29,299</b>	<b>16,933</b>

# 포도

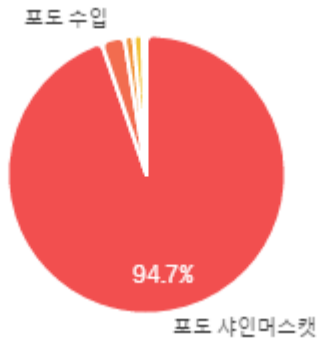
## 주간 반입량(톤)

◆ 2026    ● 2025    ▲ 평년

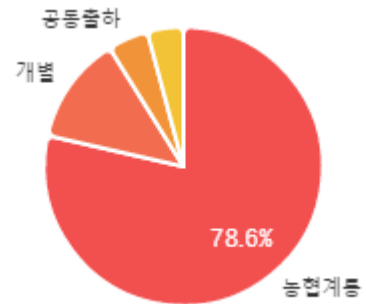


구분	금주(A)	전주(B)	전월(C)	전년(D)	평년(E)	A/B	A/C	A/D	A/E
물량(톤)	386	348	535	806	458	110.7%	72.2%	47.9%	84.3%

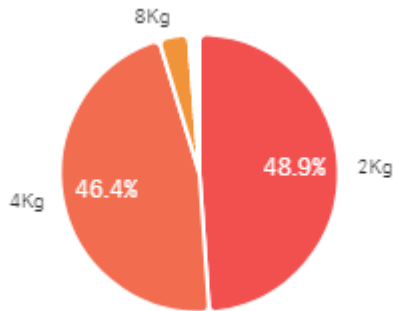
### 출하 품종별 거래물량 구성비



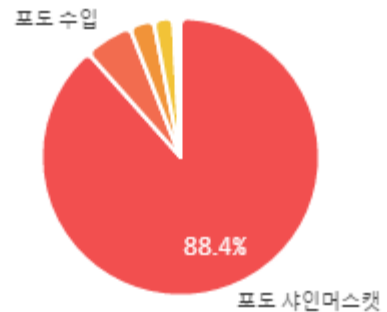
### 출하자별 거래물량 구성비



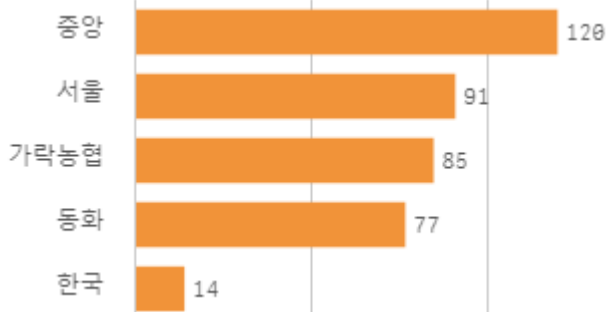
### 거래 단량별 물량 구성비



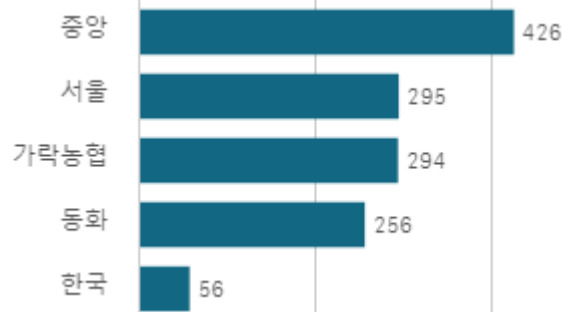
### 출하 품종별 거래금액 구성비



### 도매시장 법인별 거래물량(톤)

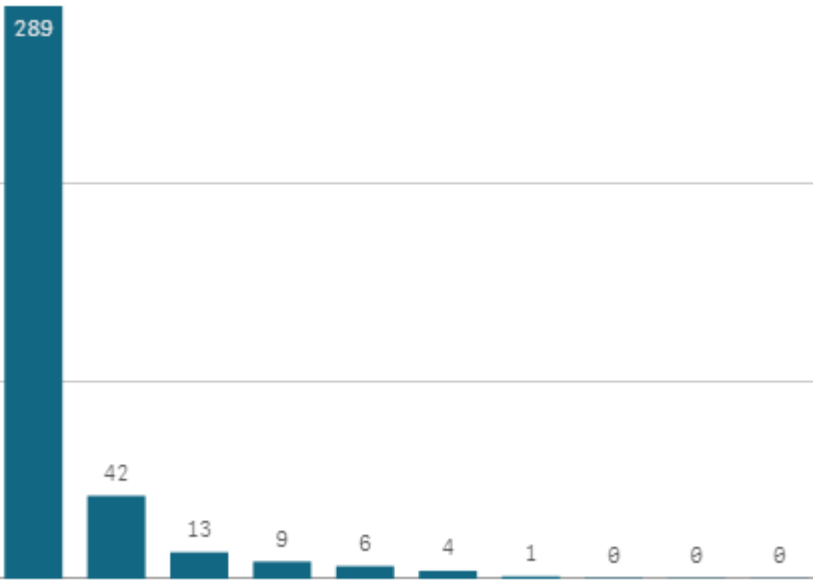


### 도매시장 법인별 거래금액(백만원)



# 포도 샤인머스켓(2Kg)

산지별 거래물량(톤)



상주시 영동군 영천시 김천시 보은군 예천군 성주군 청송군 이천시 정읍시

출하산지(개소)

10

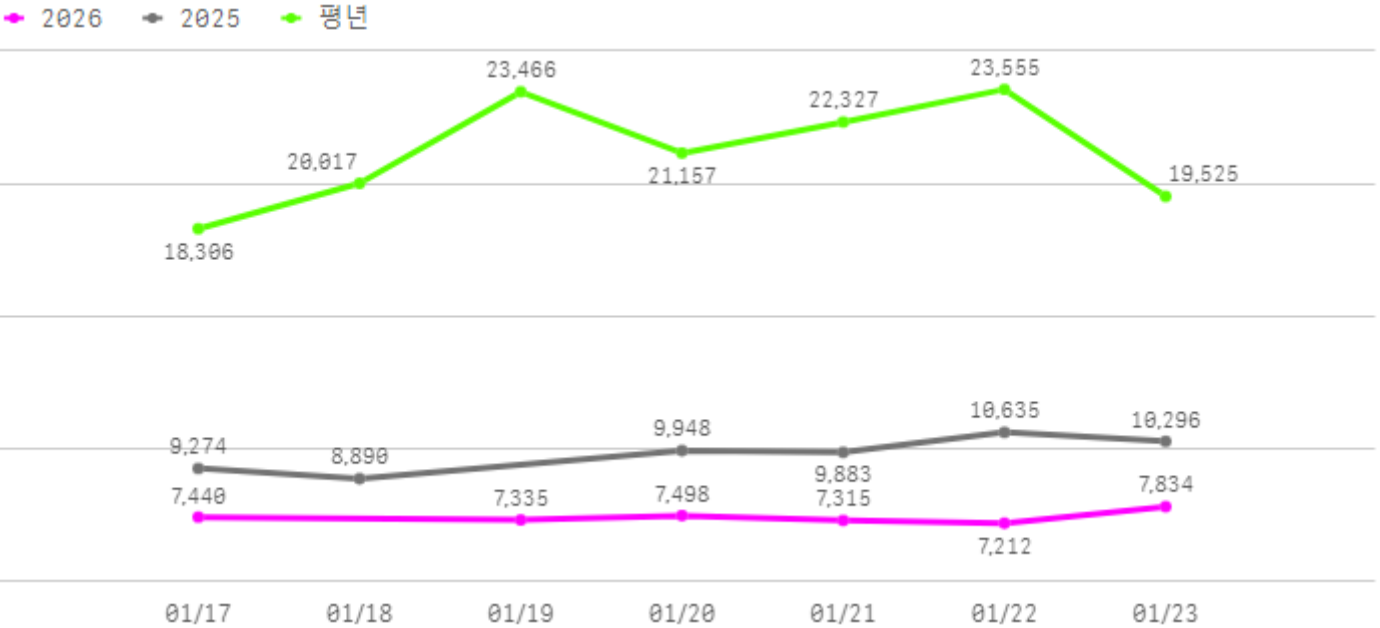
출하건수(천건)

4

산지별 주출하 시군구



주간 도매가격(원)



구분	금주(A)	전주(B)	전월(C)	전년(D)	평년(E)	A/B	A/C	A/D	A/E
가격(원)	7,439	7,200	6,259	9,821	16,826	103.3%	118.9%	75.7%	44.2%

※ 상품 가격 기준

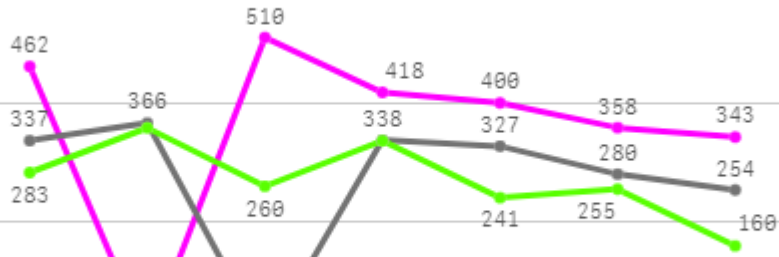
## □ 포도 샤인머스켓(2Kg) 주간 가격

구분	Q	품종	Q	단량	Q	특	상	보통	하
2026-01-17		포도 샤인머스켓		2Kg		10,068	7,440	5,526	3,806
2026-01-19		포도 샤인머스켓		2Kg		9,947	7,335	5,255	3,787
2026-01-20		포도 샤인머스켓		2Kg		11,467	7,498	5,170	3,552
2026-01-21		포도 샤인머스켓		2Kg		12,656	7,315	5,021	3,620
2026-01-22		포도 샤인머스켓		2Kg		10,598	7,212	5,086	3,715
2026-01-23		포도 샤인머스켓		2Kg		11,929	7,834	5,375	3,622
평균						<b>11,111</b>	<b>7,439</b>	<b>5,239</b>	<b>3,684</b>

# 감귤

## 주간 반입량(톤)

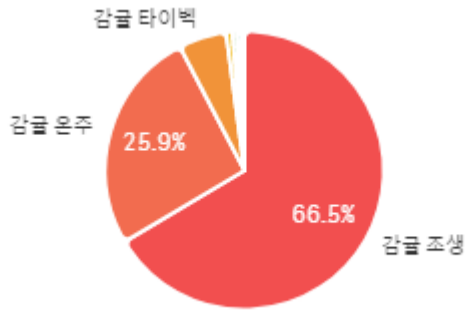
◆ 2026    ● 2025    ▲ 평년



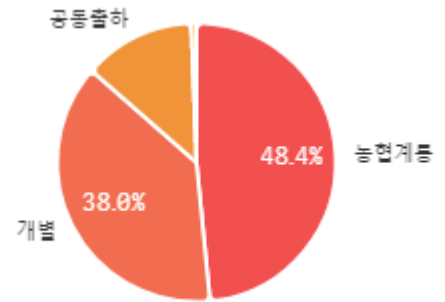
01/17    01/18    01/19    01/20    01/21    01/22    01/23

구분	금주(A)	전주(B)	전월(C)	전년(D)	평년(E)	A/B	A/C	A/D	A/E
물량(톤)	2,491	2,403	2,446	1,902	1,911	103.7%	101.8%	131.0%	130.3%

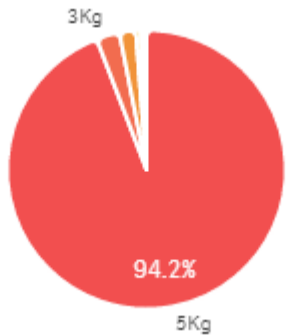
## 출하 품종별 거래물량 구성비



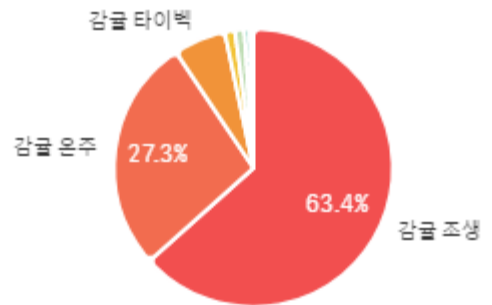
## 출하자별 거래물량 구성비



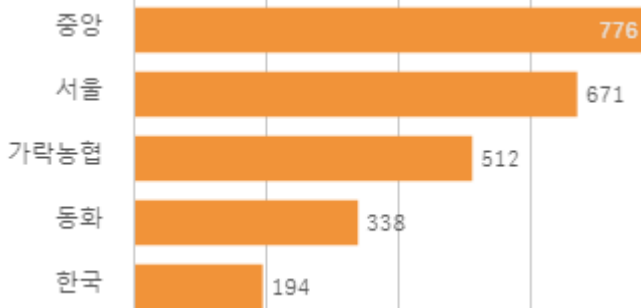
## 거래 단량별 물량 구성비



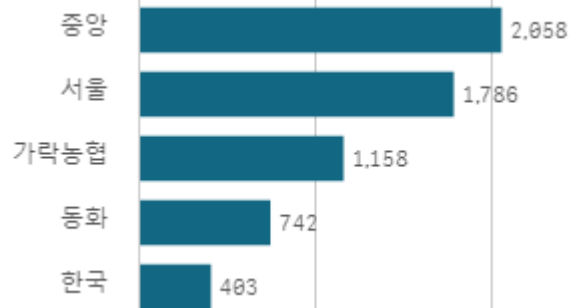
## 출하 품종별 거래금액 구성비



## 도매시장 법인별 거래물량(톤)

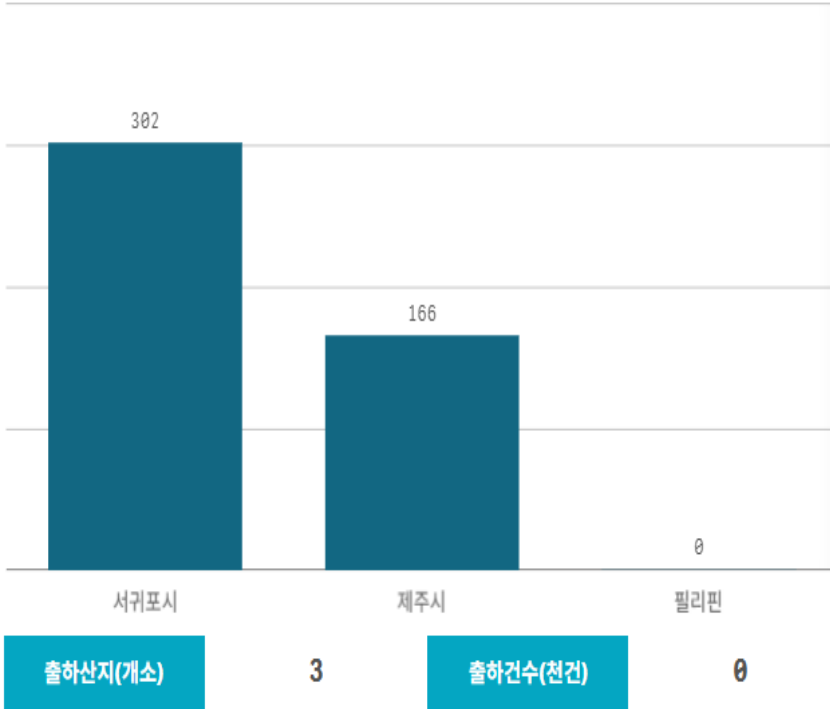


## 도매시장 법인별 거래금액(백만원)



# 감귤(5Kg)

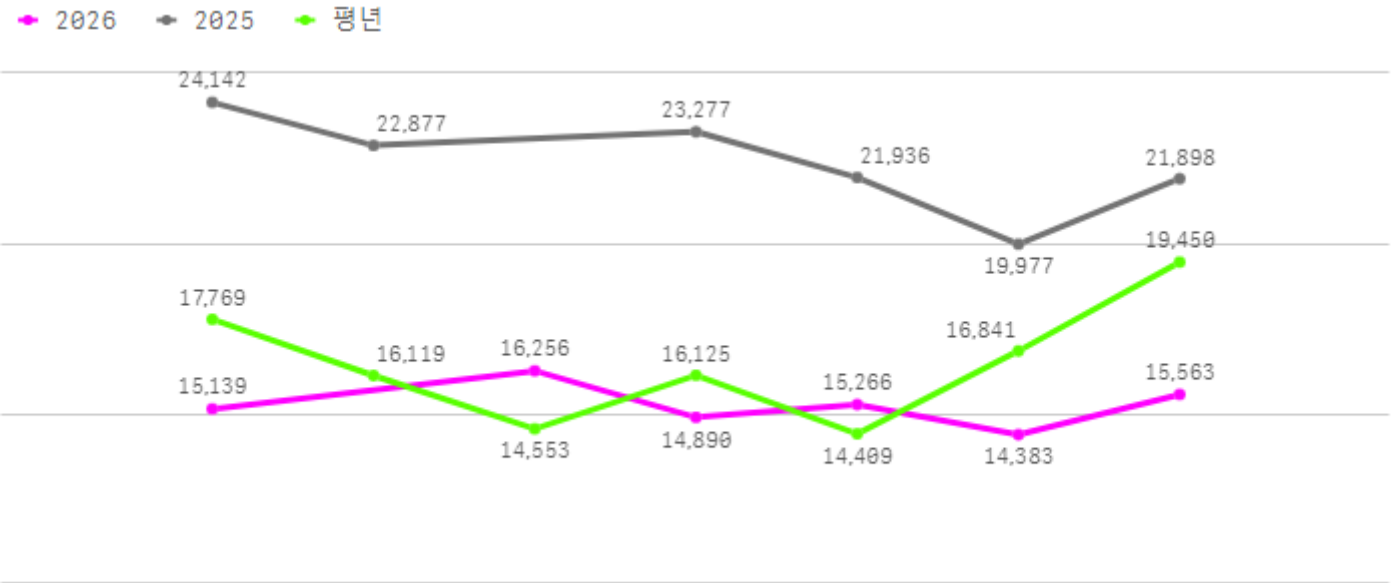
산지별 거래물량(톤)



산지별 주출하 시군구



주간 도매가격(원)



구분	금주(A)	전주(B)	전월(C)	전년(D)	평년(E)	A/B	A/C	A/D	A/E
가격(원)	15,250	16,111	15,768	22,351	17,665	94.7%	96.7%	68.2%	86.3%

※ 상품 가격 기준

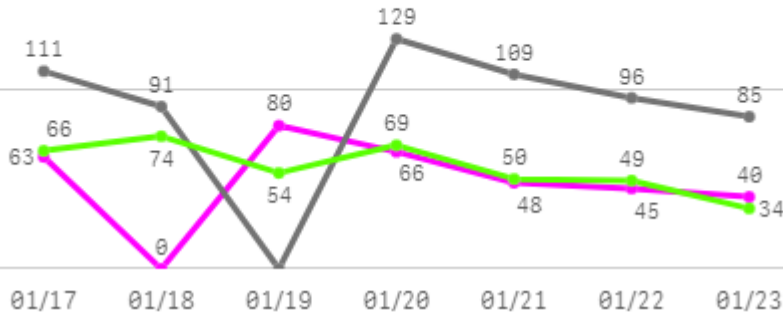
## □ 감귤(5Kg) 주간 가격

구분	Q	품종	Q	단량	Q	특	상	보통	하
2026-01-17		감귤		5Kg		24,402	15,139	10,493	6,539
2026-01-19		감귤		5Kg		30,043	16,256	11,078	6,715
2026-01-20		감귤		5Kg		27,137	14,890	9,952	5,885
2026-01-21		감귤		5Kg		28,039	15,266	9,591	5,403
2026-01-22		감귤		5Kg		25,915	14,383	9,201	5,356
2026-01-23		감귤		5Kg		28,391	15,563	10,180	5,947
평균						<b>27,321</b>	<b>15,250</b>	<b>10,083</b>	<b>5,974</b>

# 단감

## 주간 반입량(톤)

◆ 2026    ● 2025    ▲ 평년

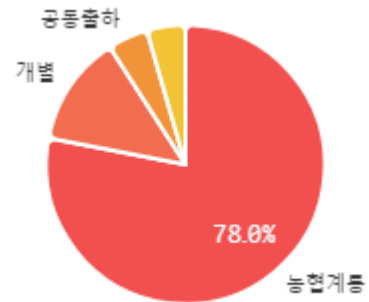


구분	금주(A)	전주(B)	전월(C)	전년(D)	평년(E)	A/B	A/C	A/D	A/E
물량(톤)	342	378	477	621	406	90.5%	71.7%	55.1%	84.2%

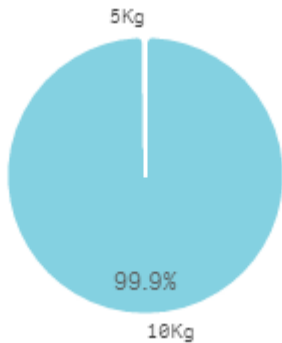
## 출하 품종별 거래물량 구성비



## 출하자별 거래물량 구성비



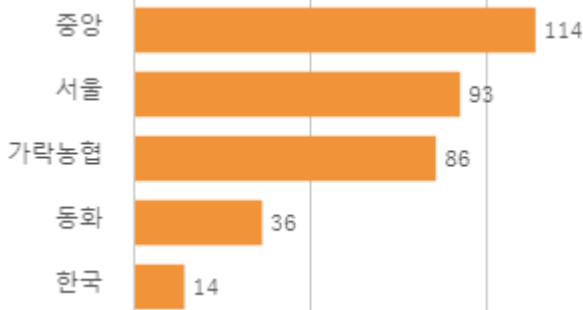
## 거래 단량별 물량 구성비



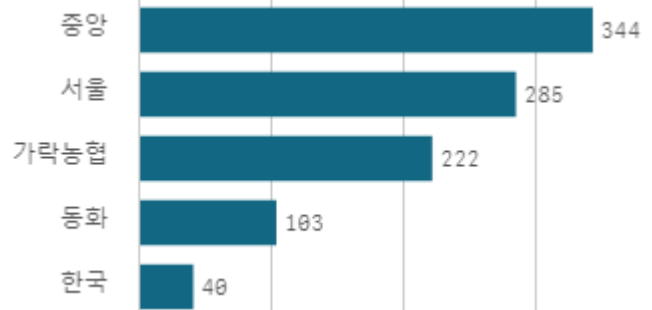
## 출하 품종별 거래금액 구성비



## 도매시장 법인별 거래물량(톤)

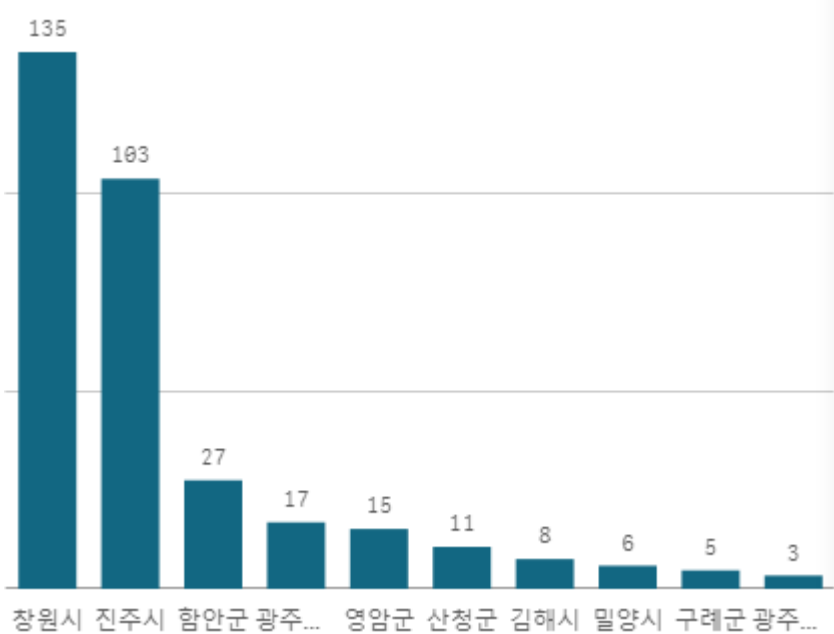


## 도매시장 법인별 거래금액(백만원)



# 단감 부유(10Kg)

산지별 거래물량(톤)



산지별 주출하 시군구



출하산지(개소)

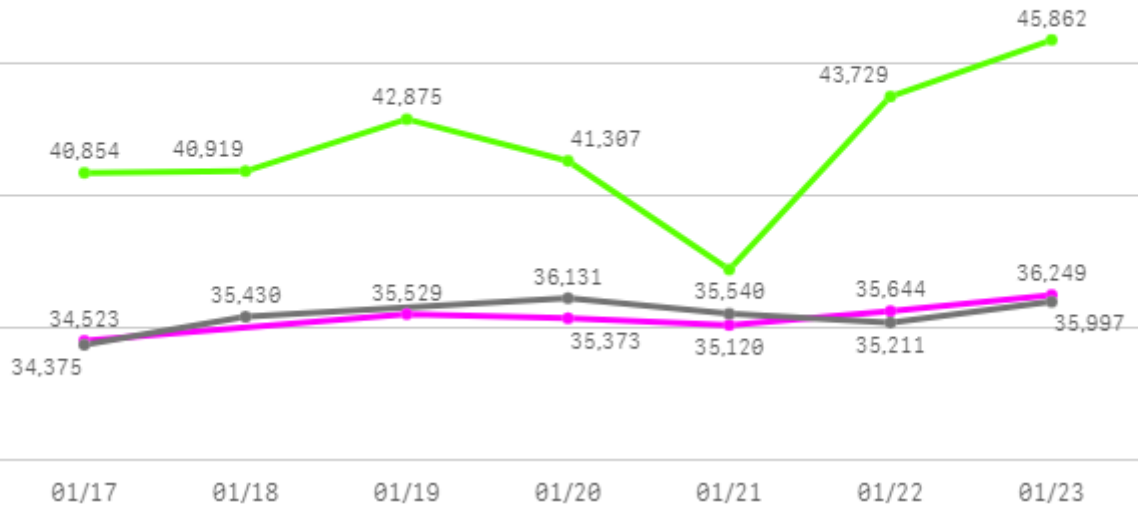
19

출하건수(천건)

2

주간 도매가격(원)

◆ 2026    ● 2025    ◆ 평년



구분	금주(A)	전주(B)	전월(C)	전년(D)	평년(E)	A/B	A/C	A/D	A/E
가격(원)	35,406	33,927	33,829	35,447	40,601	104.4%	104.7%	99.9%	87.2%

※ 상품 가격 기준

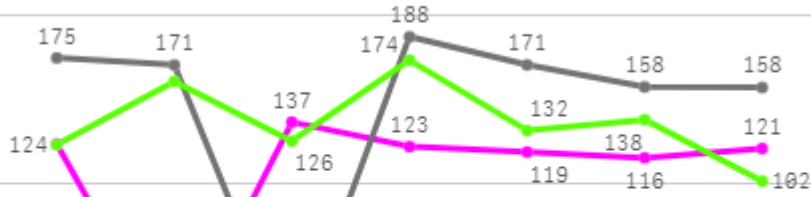
## □ 단감 부유(10Kg) 주간 가격

구분	Q	품종	Q	단량	Q	특	상	보통	하
2026-01-17		단감 부유		10Kg		44,475	34,523	26,507	19,827
2026-01-19		단감 부유		10Kg		45,389	35,529	27,262	19,661
2026-01-20		단감 부유		10Kg		46,395	35,373	26,291	18,722
2026-01-21		단감 부유		10Kg		44,968	35,120	26,693	19,154
2026-01-22		단감 부유		10Kg		44,628	35,644	27,921	19,240
2026-01-23		단감 부유		10Kg		46,069	36,249	27,895	20,821
평균						<b>45,321</b>	<b>35,406</b>	<b>27,095</b>	<b>19,571</b>

# 바나나

## 주간 반입량(톤)

◆ 2026    ● 2025    ▲ 평년



01/17    01/18    01/19    01/20    01/21    01/22    01/23

구분	금주(A)	전주(B)	전월(C)	전년(D)	평년(E)	A/B	A/C	A/D	A/E
물량(톤)	740	730	775	1,020	858	101.4%	95.5%	72.5%	86.2%

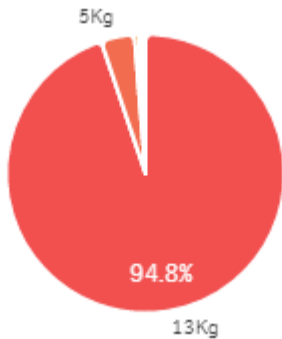
## 출하 품종별 거래물량 구성비



## 출하자별 거래물량 구성비



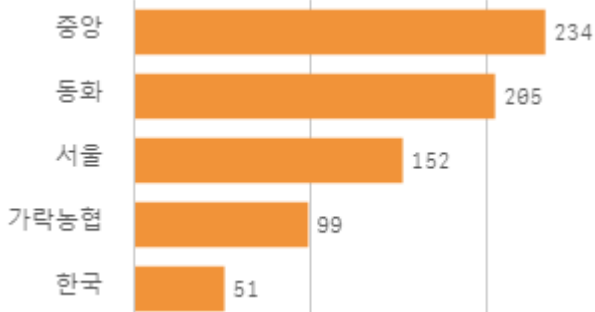
## 거래 단량별 물량 구성비



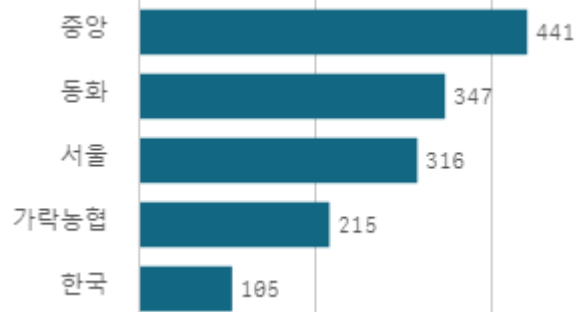
## 출하 품종별 거래금액 구성비



## 도매시장 법인별 거래물량(톤)

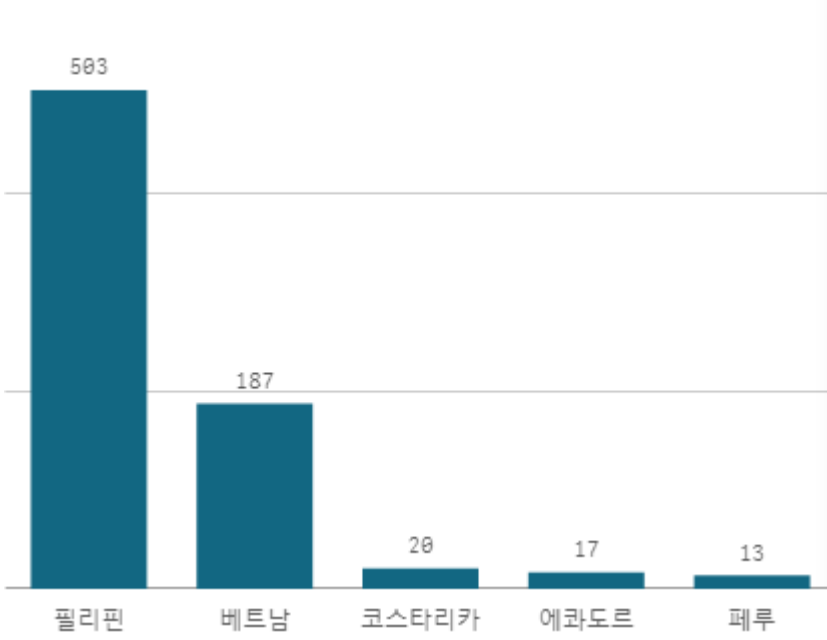


## 도매시장 법인별 거래금액(백만원)

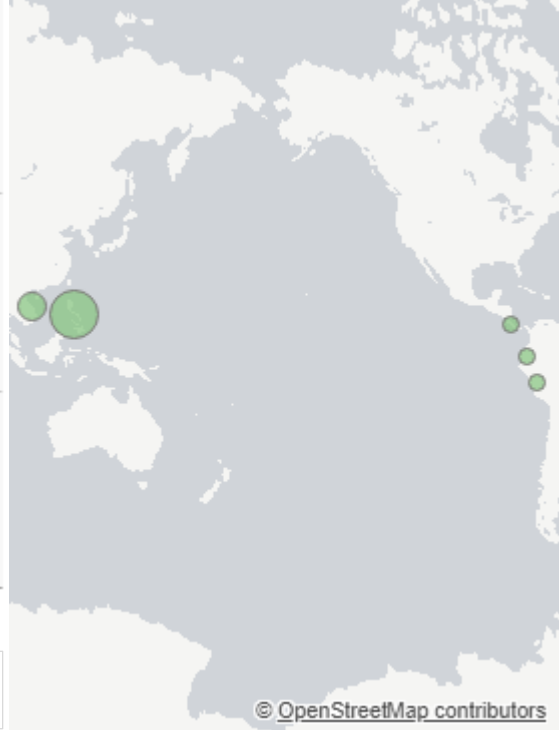


# 바나나 수입(13Kg)

산지별 거래물량(톤)



산지별 주출하 시군구



출하산지(개소)

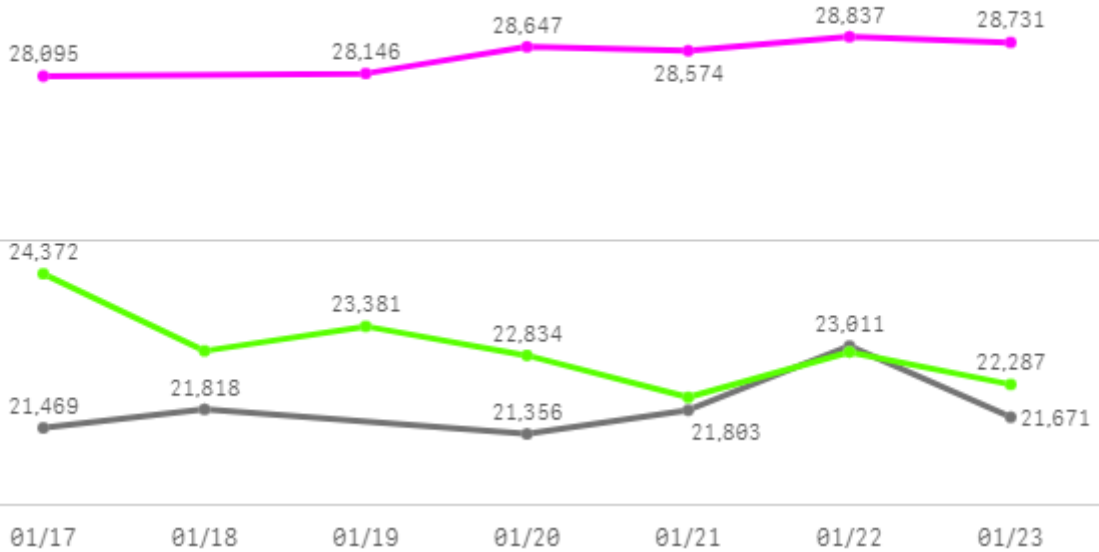
5

출하건수(천건)

2

주간 도매가격(원)

◆ 2026    ● 2025    ◆ 평년



구분	금주(A)	전주(B)	전월(C)	전년(D)	평년(E)	A/B	A/C	A/D	A/E
가격(원)	28,505	27,672	25,587	21,855	25,390	103.0%	111.4%	130.4%	112.3%

※ 상품 가격 기준

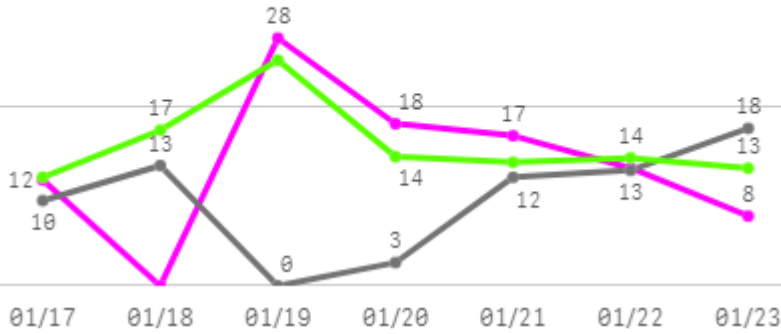
## □ 바나나 수입(13Kg) 주간 가격

구분	Q	품종	Q	단량	Q	특	상	보통	하
2026-01-17		바나나 수입		13Kg		32,690	28,095	22,964	12,731
2026-01-19		바나나 수입		13Kg		33,134	28,146	21,405	13,505
2026-01-20		바나나 수입		13Kg		33,591	28,647	23,567	13,915
2026-01-21		바나나 수입		13Kg		33,274	28,574	23,318	12,797
2026-01-22		바나나 수입		13Kg		33,964	28,837	22,574	12,813
2026-01-23		바나나 수입		13Kg		33,365	28,731	24,434	14,386
평균						<b>33,336</b>	<b>28,505</b>	<b>23,044</b>	<b>13,358</b>

# 고등어

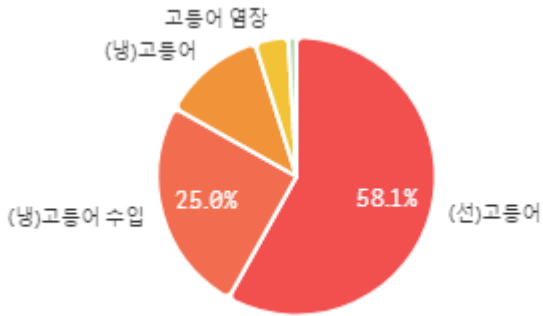
## 주간 반입량(톤)

◆ 2026    ● 2025    ▲ 평년

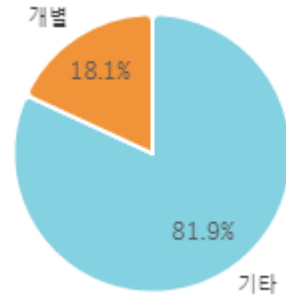


구분	금주(A)	전주(B)	전월(C)	전년(D)	평년(E)	A/B	A/C	A/D	A/E
물량(톤)	96	79	96	68	101	121.2%	99.4%	139.8%	94.9%

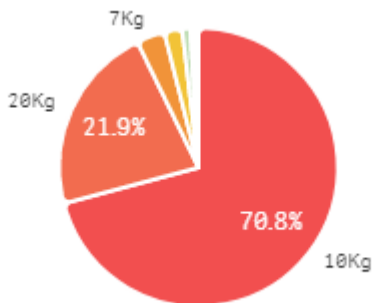
### 출하 품종별 거래물량 구성비



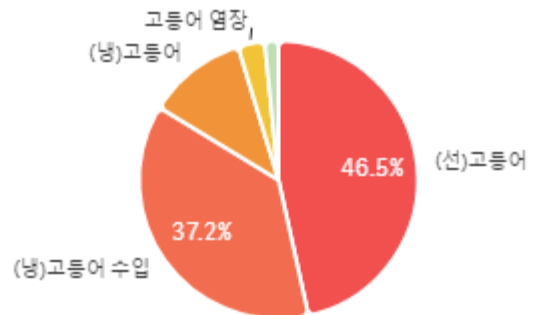
### 출하자별 거래물량 구성비



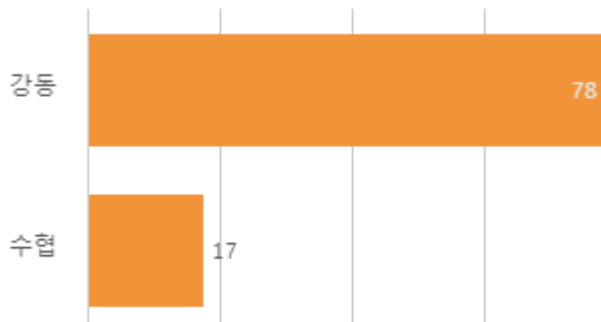
### 거래 단량별 물량 구성비



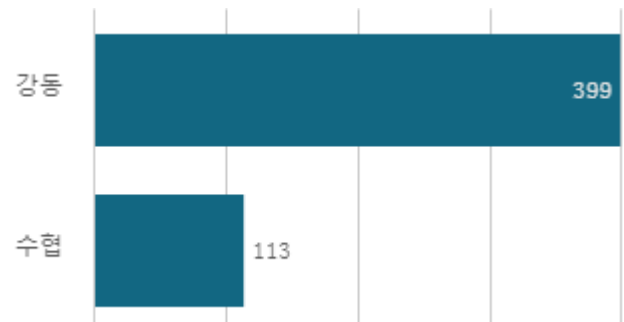
### 출하 품종별 거래금액 구성비



### 도매시장 법인별 거래물량(톤)

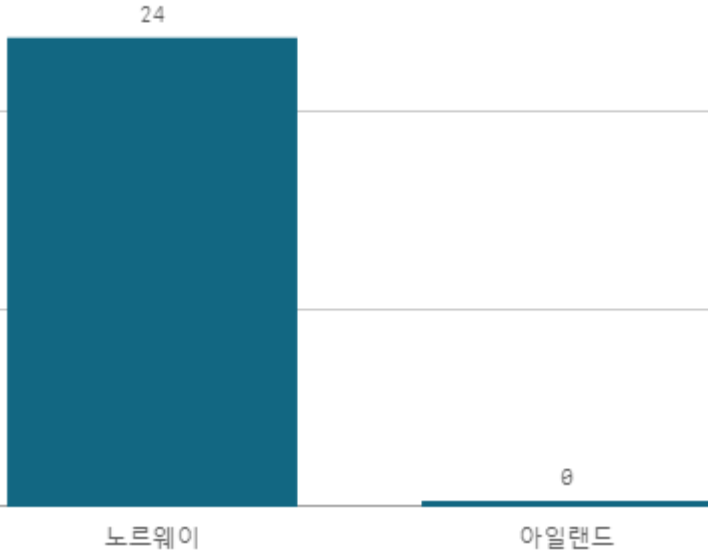


### 도매시장 법인별 거래금액(백만원)



# (냉)고등어 수입(10Kg)

산지별 거래물량(톤)



산지별 주출하 시군구



출하산지(개소)

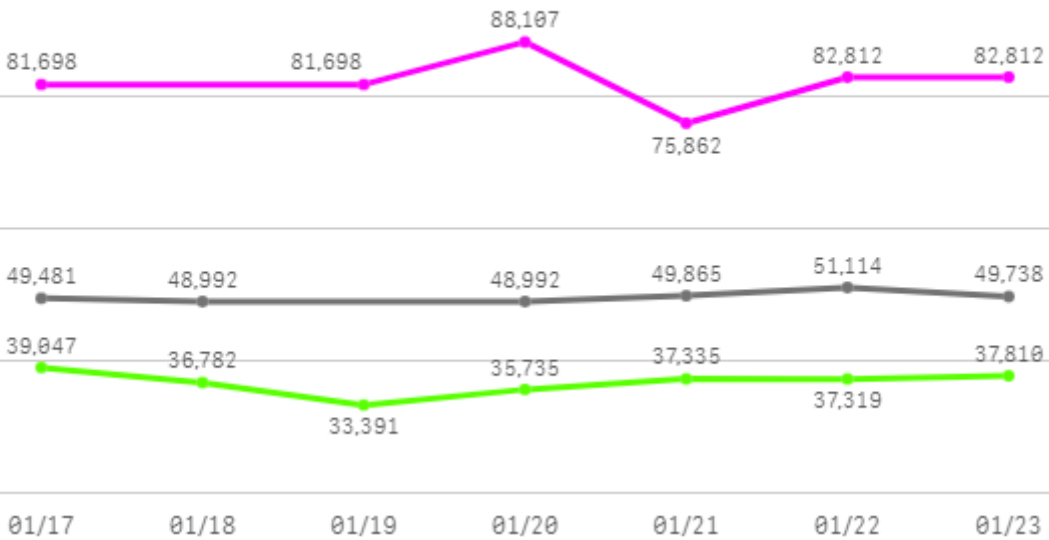
2

출하건수(천건)

0

주간 도매가격(원)

◆ 2026    ● 2025    ◆ 평년



구분	금주(A)	전주(B)	전월(C)	전년(D)	평년(E)	A/B	A/C	A/D	A/E
가격(원)	82,165	77,750	71,872	49,697	47,649	105.7%	114.3%	165.3%	172.4%

※ 상품 가격 기준

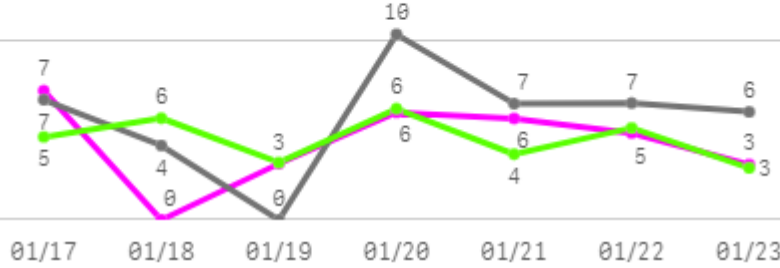
## □ (냉)고등어 수입(10Kg) 주간 가격

구분	Q	품종	Q	단량	Q	특	상	보통	하
2026-01-17		(냉)고등어 수입		10Kg		-	81,698	-	-
2026-01-19		(냉)고등어 수입		10Kg		-	81,698	-	-
2026-01-20		(냉)고등어 수입		10Kg		-	88,107	-	-
2026-01-21		(냉)고등어 수입		10Kg		-	75,862	-	-
2026-01-22		(냉)고등어 수입		10Kg		-	82,812	-	-
2026-01-23		(냉)고등어 수입		10Kg		-	82,812	-	-
평균						-	<b>82,165</b>	-	-

# 갈치

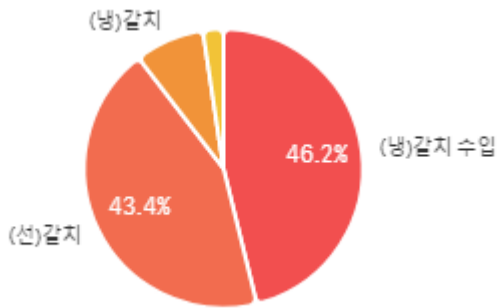
## 주간 반입량(톤)

◆ 2026    ● 2025    ▲ 평년

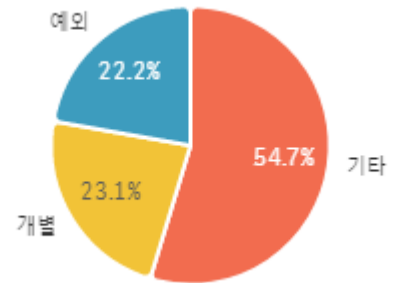


구분	금주(A)	전주(B)	전월(C)	전년(D)	평년(E)	A/B	A/C	A/D	A/E
물량(톤)	30	26	36	40	32	115.0%	83.1%	74.4%	94.4%

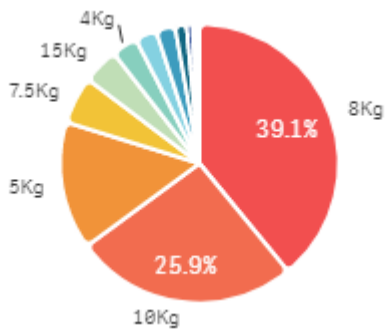
## 출하 품종별 거래물량 구성비



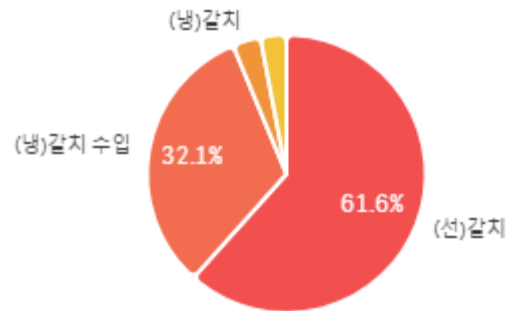
## 출하자별 거래물량 구성비



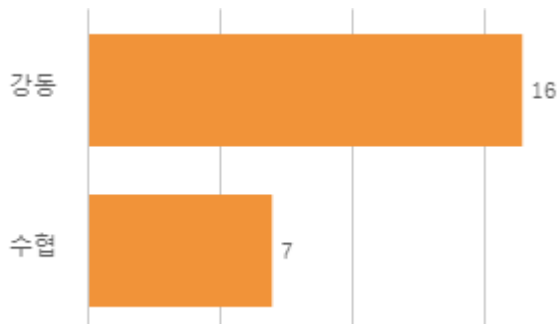
## 거래 단량별 물량 구성비



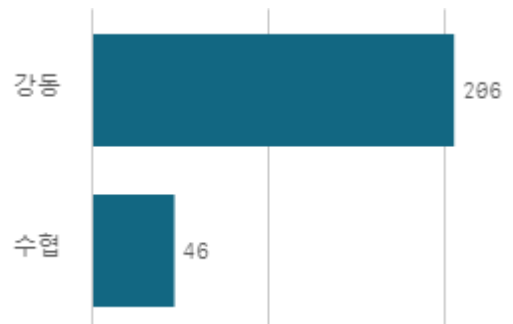
## 출하 품종별 거래금액 구성비



## 도매시장 법인별 거래물량(톤)

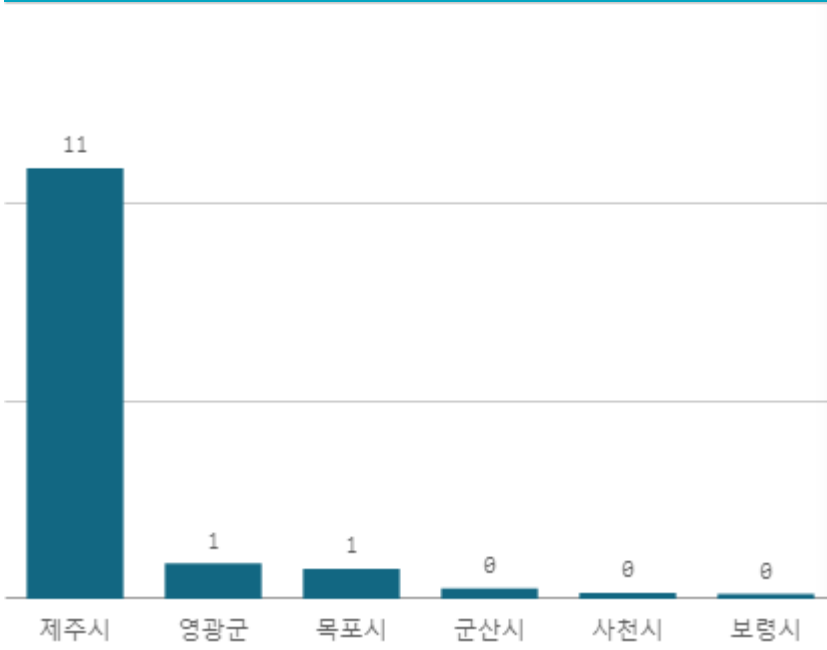


## 도매시장 법인별 거래금액(백만원)



# (선)갈치(5Kg)

산지별 거래물량(톤)



산지별 주출하 시군구



출하산지(개소)

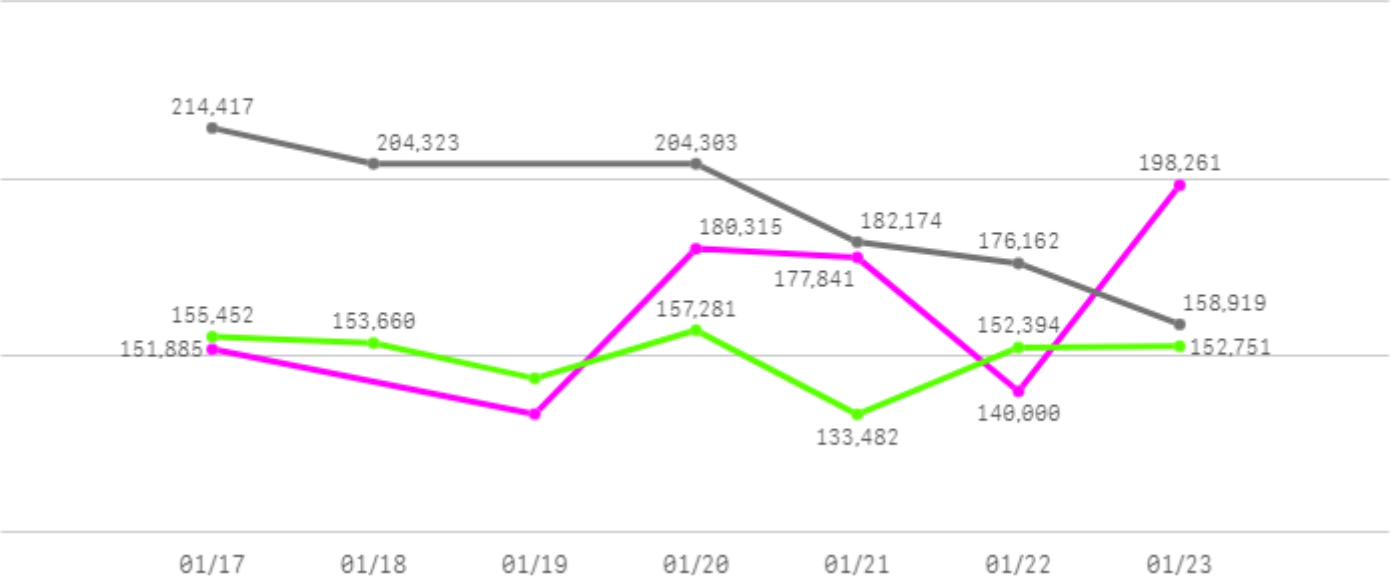
6

출하건수(천건)

1

주간 도매가격(원)

◆ 2026    ● 2025    ◆ 평년



구분	금주(A)	전주(B)	전월(C)	전년(D)	평년(E)	A/B	A/C	A/D	A/E
가격(원)	163,643	168,026	131,744	190,050	157,905	97.4%	124.2%	86.1%	103.6%

※ 상품 가격 기준

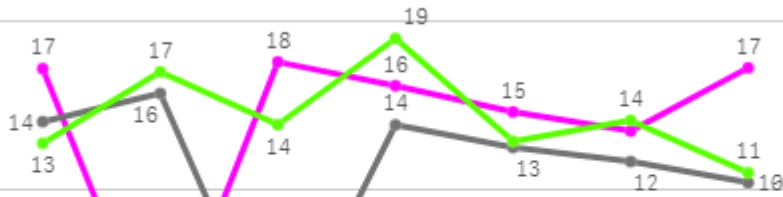
## □ (선)갈치(5Kg) 주간 가격

구분	Q	품종	Q	단량	Q	특	상	보통	하
2026-01-17		(선)갈치		5Kg		-	151,885	73,262	35,619
2026-01-19		(선)갈치		5Kg		-	133,558	39,600	31,955
2026-01-20		(선)갈치		5Kg		-	180,315	126,511	61,974
2026-01-21		(선)갈치		5Kg		-	177,841	127,500	68,224
2026-01-22		(선)갈치		5Kg		-	140,000	62,967	34,789
2026-01-23		(선)갈치		5Kg		-	198,261	151,250	131,438
평균						-	<b>163,643</b>	<b>96,848</b>	<b>60,667</b>

# 홍합

## 주간 반입량(톤)

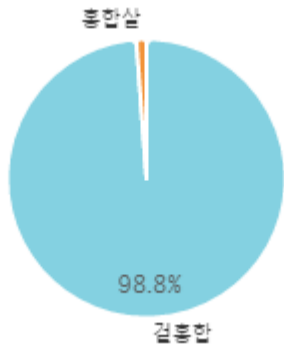
◆ 2026    ● 2025    ▲ 평년



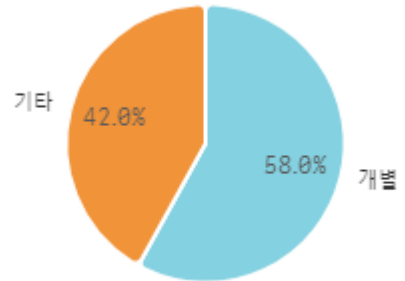
01/17    01/18    01/19    01/20    01/21    01/22    01/23

구분	금주(A)	전주(B)	전월(C)	전년(D)	평년(E)	A/B	A/C	A/D	A/E
물량(톤)	97	102	103	78	93	94.7%	93.7%	123.0%	104.4%

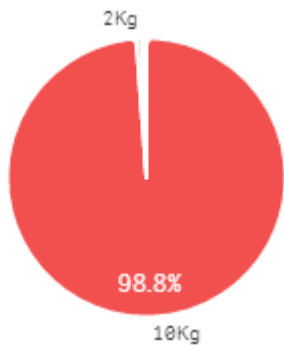
## 출하 품종별 거래물량 구성비



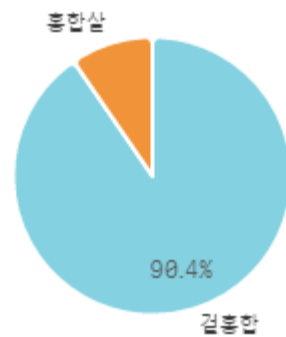
## 출하자별 거래물량 구성비



## 거래 단량별 물량 구성비



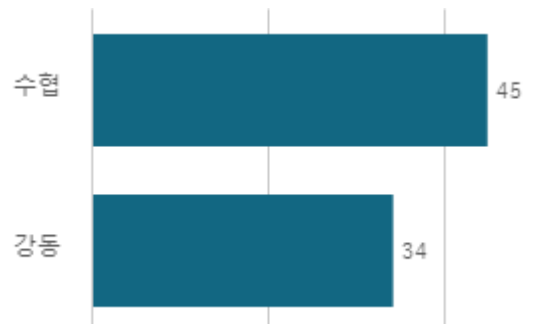
## 출하 품종별 거래금액 구성비



## 도매시장 법인별 거래물량(톤)

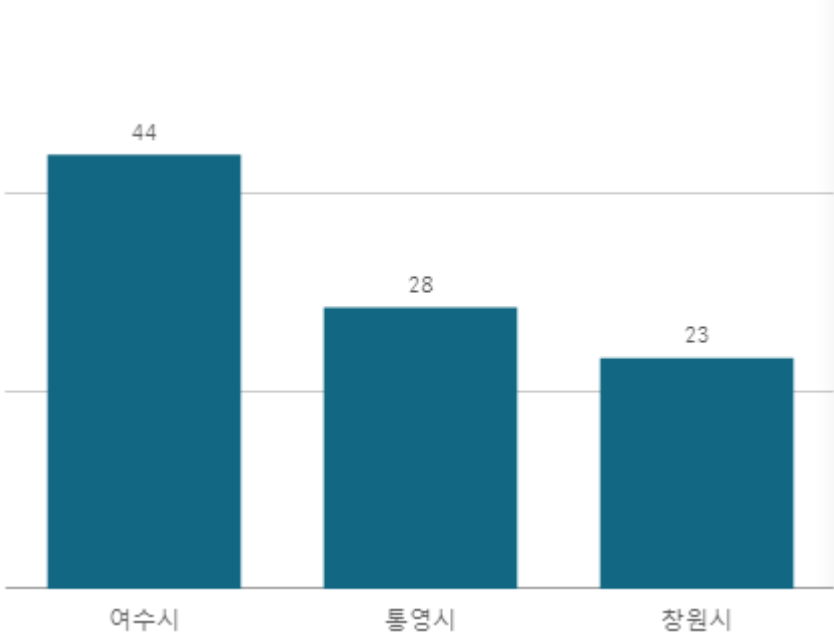


## 도매시장 법인별 거래금액(백만원)



# 겉홍합(10Kg)

산지별 거래물량(톤)



산지별 주출하 시군구



출하산지(개소)

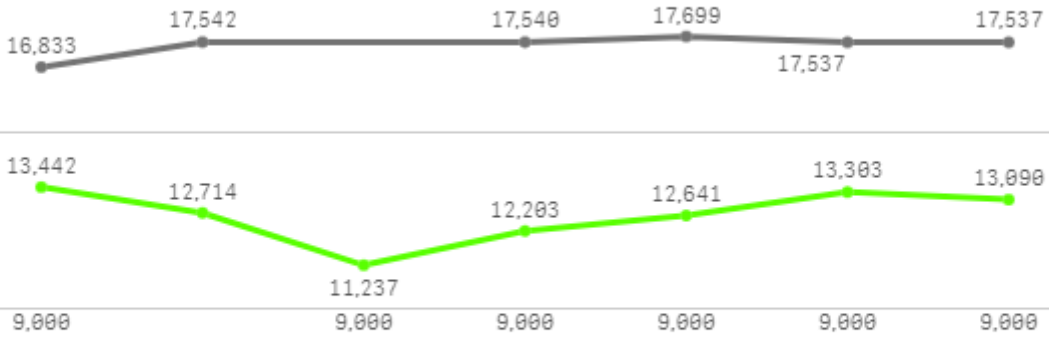
3

출하건수(천건)

1

주간 도매가격(원)

◆ 2026    ◀ 2025    ◆ 평년



01/17    01/18    01/19    01/20    01/21    01/22    01/23

구분	금주(A)	전주(B)	전월(C)	전년(D)	평년(E)	A/B	A/C	A/D	A/E
가격(원)	9,000	8,978	9,003	17,448	12,639	100.2%	100.0%	51.6%	71.2%

※ 상품 가격 기준

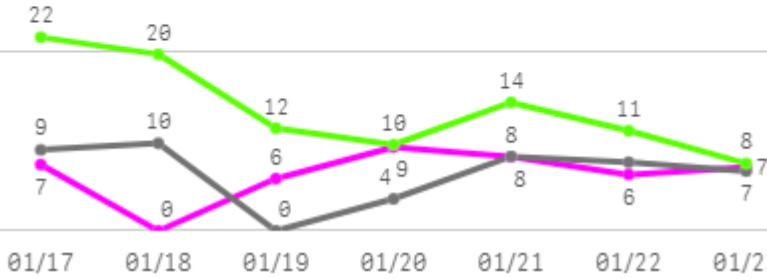
## □ 곁홍합(10Kg) 주간 가격

구분	Q	품종	Q	단량	Q	특	상	보통	하
2026-01-17		곁홍합		10Kg		-	9,000	7,488	6,489
2026-01-19		곁홍합		10Kg		-	9,000	7,497	6,381
2026-01-20		곁홍합		10Kg		-	9,000	7,375	5,523
2026-01-21		곁홍합		10Kg		-	9,000	7,174	5,337
2026-01-22		곁홍합		10Kg		-	9,000	7,444	6,307
2026-01-23		곁홍합		10Kg		-	9,000	7,365	6,356
평균						-	<b>9,000</b>	<b>7,391</b>	<b>6,066</b>

# 오징어

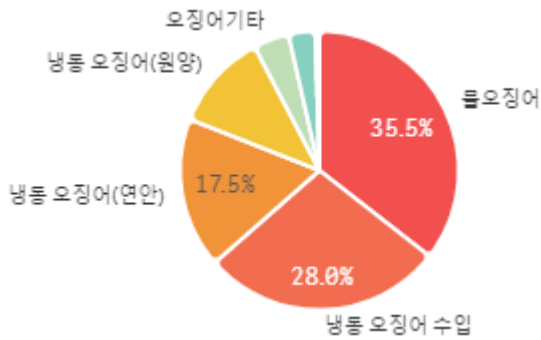
## 주간 반입량(톤)

◆ 2026    ● 2025    ▲ 평년

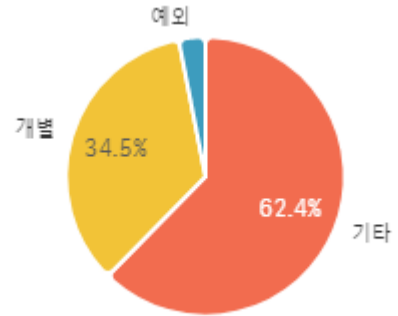


구분	금주(A)	전주(B)	전월(C)	전년(D)	평년(E)	A/B	A/C	A/D	A/E
물량(톤)	44	41	44	45	83	107.7%	100.3%	98.2%	53.7%

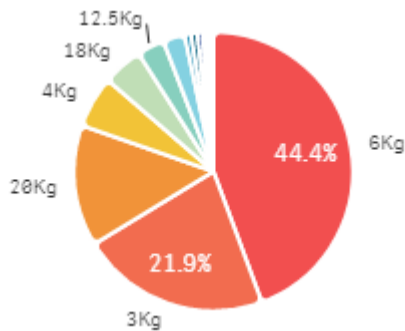
### 출하 품종별 거래물량 구성비



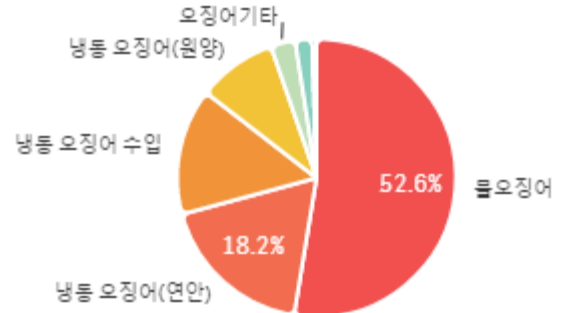
### 출하자별 거래물량 구성비



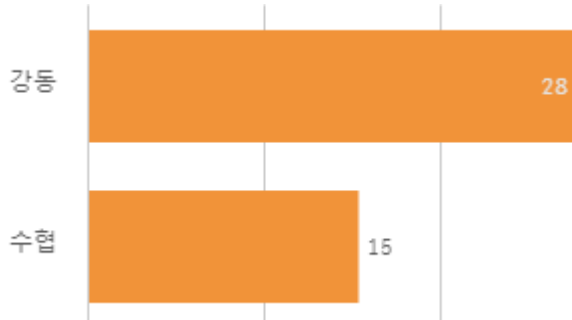
### 거래 단량별 물량 구성비



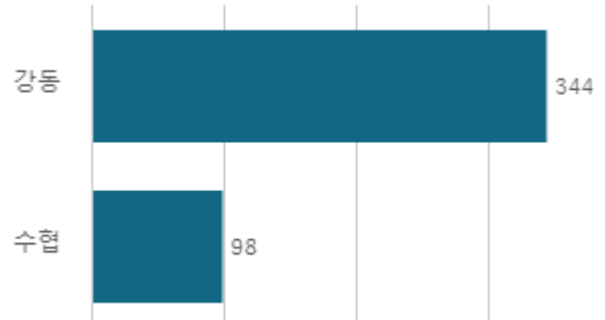
### 출하 품종별 거래금액 구성비



### 도매시장 법인별 거래물량(톤)

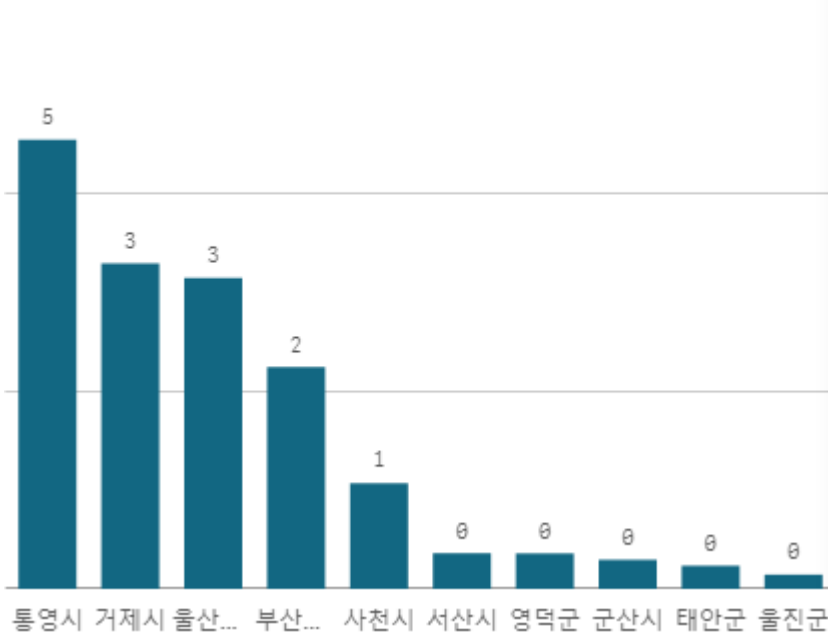


### 도매시장 법인별 거래금액(백만원)



# 물오징어(6Kg)

산지별 거래물량(톤)



출하산지(개소)

13

출하건수(천건)

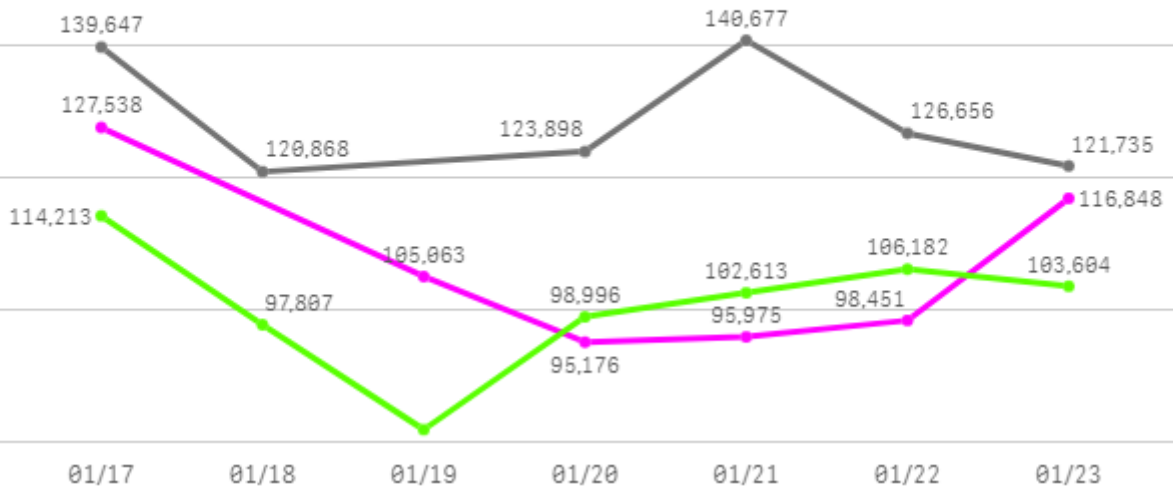
0

산지별 주출하 시군구



주간 도매가격(원)

◆ 2026    ● 2025    ◆ 평년



구분	금주(A)	전주(B)	전월(C)	전년(D)	평년(E)	A/B	A/C	A/D	A/E
가격(원)	106,509	109,773	138,452	128,914	107,787	97.0%	76.9%	82.6%	98.8%

※ 상품 가격 기준

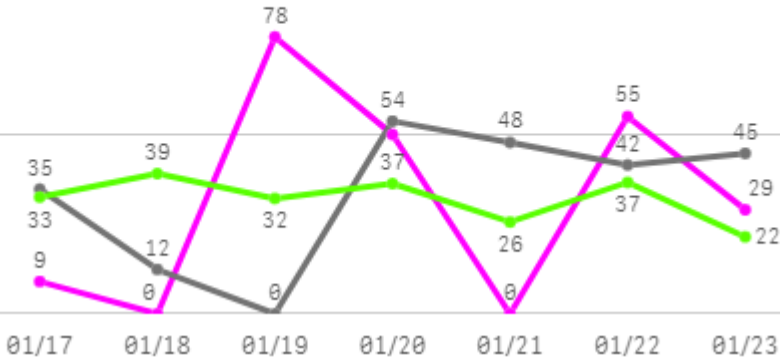
## □ 물오징어(6Kg) 주간 가격

구분	Q	품종	Q	단량	Q	특	상	보통	하
2026-01-17		물오징어		6Kg		-	127,538	123,276	91,000
2026-01-19		물오징어		6Kg		-	105,063	94,887	84,440
2026-01-20		물오징어		6Kg		-	95,176	86,784	62,780
2026-01-21		물오징어		6Kg		-	95,975	85,781	72,778
2026-01-22		물오징어		6Kg		-	98,451	83,191	66,400
2026-01-23		물오징어		6Kg		-	116,848	105,592	100,000
평균						-	<b>106,509</b>	<b>96,585</b>	<b>79,566</b>

# 건멸치

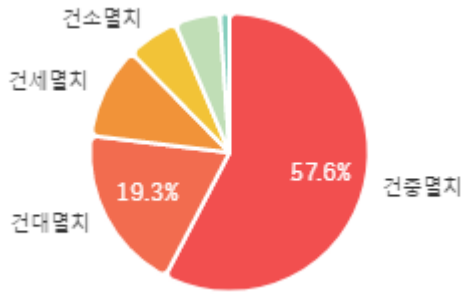
## 주간 반입량(톤)

◆ 2026    ● 2025    ▲ 평년

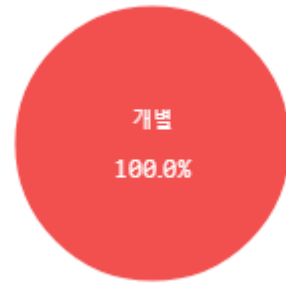


구분	금주(A)	전주(B)	전월(C)	전년(D)	평년(E)	A/B	A/C	A/D	A/E
물량(톤)	221	203	123	236	215	109.0%	180.1%	93.8%	103.2%

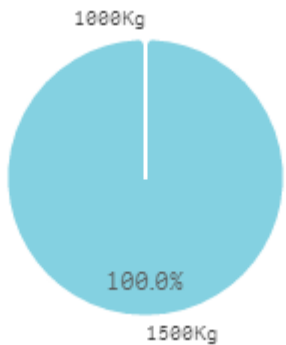
### 출하 품종별 거래물량 구성비



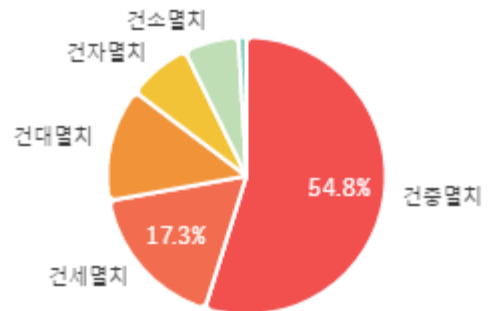
### 출하자별 거래물량 구성비



### 거래 단량별 물량 구성비



### 출하 품종별 거래금액 구성비



### 도매시장 법인별 거래물량(톤)

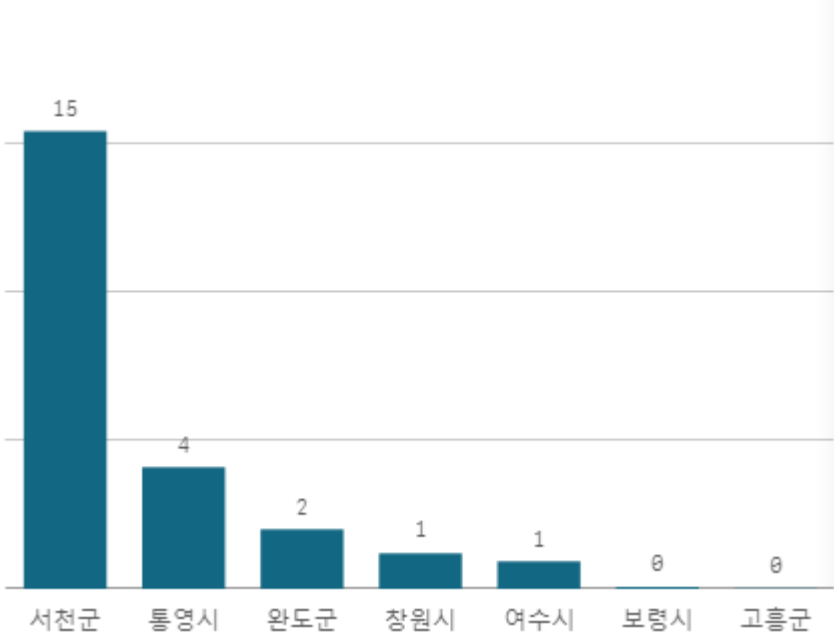


### 도매시장 법인별 거래금액(백만원)



# 건세멸치(1.5Kg)

산지별 거래물량(톤)



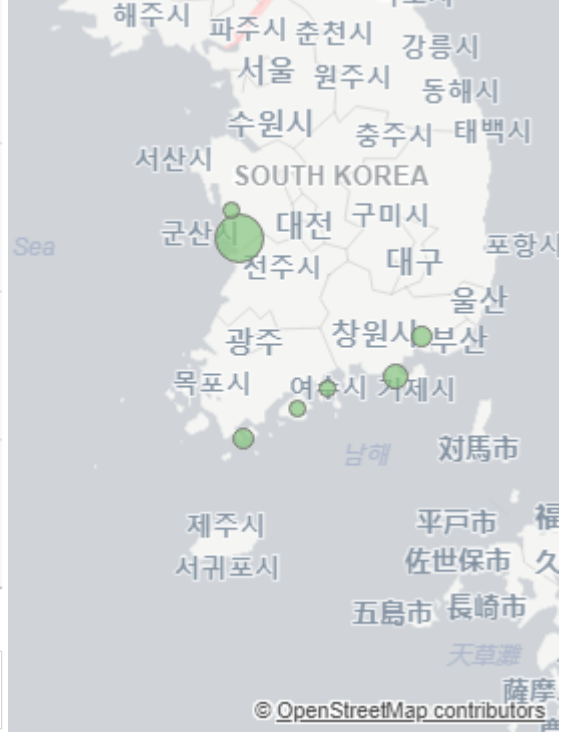
출하산지(개소)

7

출하건수(천건)

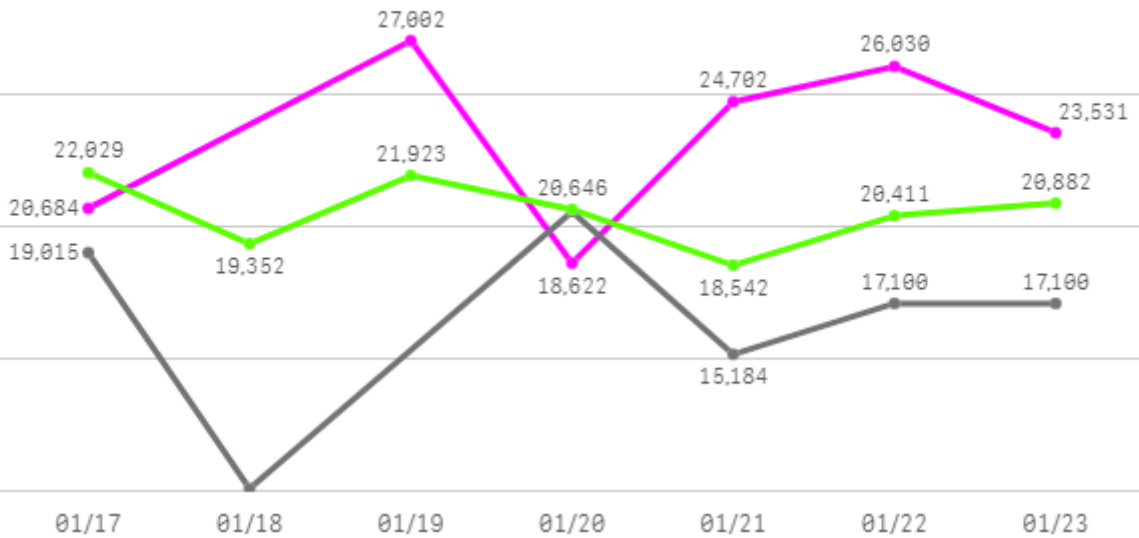
0

산지별 주출하 시군구



주간 도매가격(원)

◆ 2026    ● 2025    ▲ 평년



구분	금주(A)	전주(B)	전월(C)	전년(D)	평년(E)	A/B	A/C	A/D	A/E
가격(원)	23,429	21,789	21,594	16,513	20,988	107.5%	108.5%	141.9%	111.6%

※ 상품 가격 기준

## □ 건세멸치(1.5Kg) 주간 가격

구분	Q	품종	Q	단량	Q	특	상	보통	하
2026-01-17		건세멸치		1.5Kg		-	20,684	12,761	11,500
2026-01-19		건세멸치		1.5Kg		-	27,002	13,633	10,383
2026-01-20		건세멸치		1.5Kg		-	18,622	12,474	9,668
2026-01-21		건세멸치		1.5Kg		-	24,702	16,237	11,246
2026-01-22		건세멸치		1.5Kg		-	26,030	18,550	7,453
2026-01-23		건세멸치		1.5Kg		-	23,531	17,368	11,371
평균						-	<b>23,429</b>	<b>15,171</b>	<b>10,270</b>