
2026년 가락시장

주요 품목 주간 거래동향

2월 2주차 주요 동향

[2026. 2.7. ~ 2.13.]



서울특별시농수산물공사

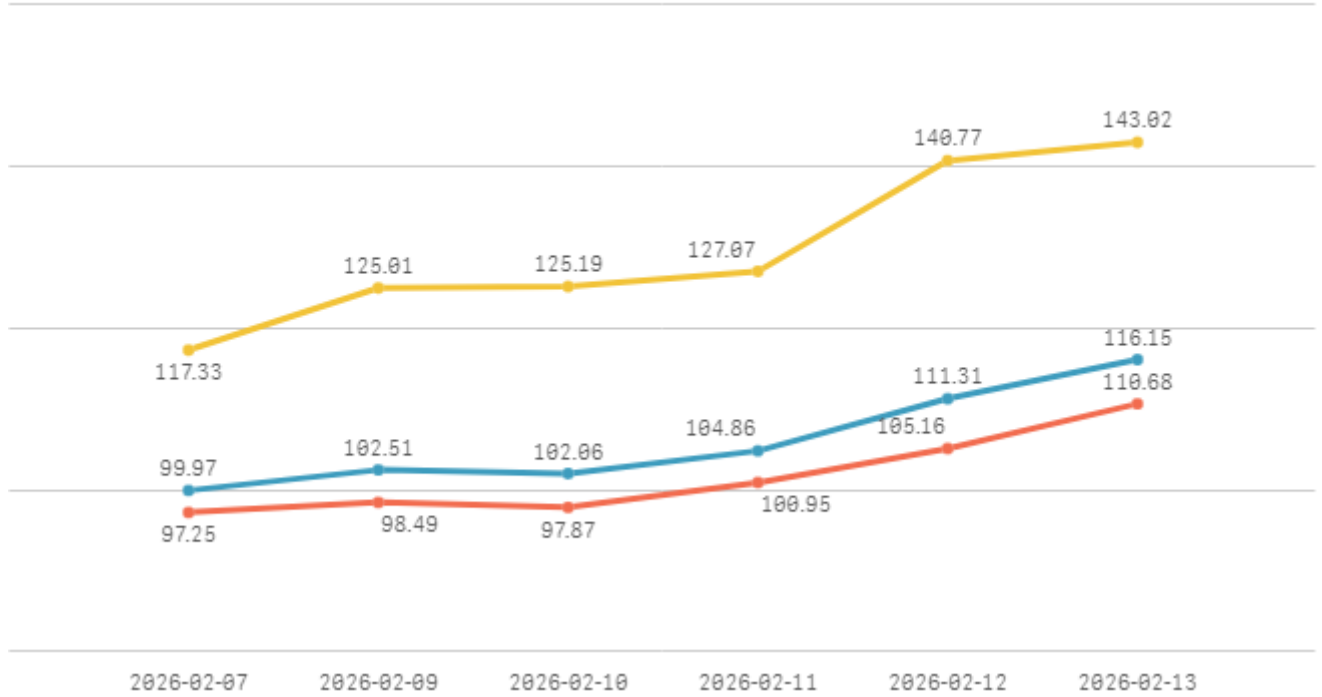
[데이터전략팀]

1. 주간 표준지수

※ 직전 5개년 평균가격을 지수 100으로 산정하여 100 이상일 경우 평년보다 상승, 100 이하일 경우 평년보다 하락

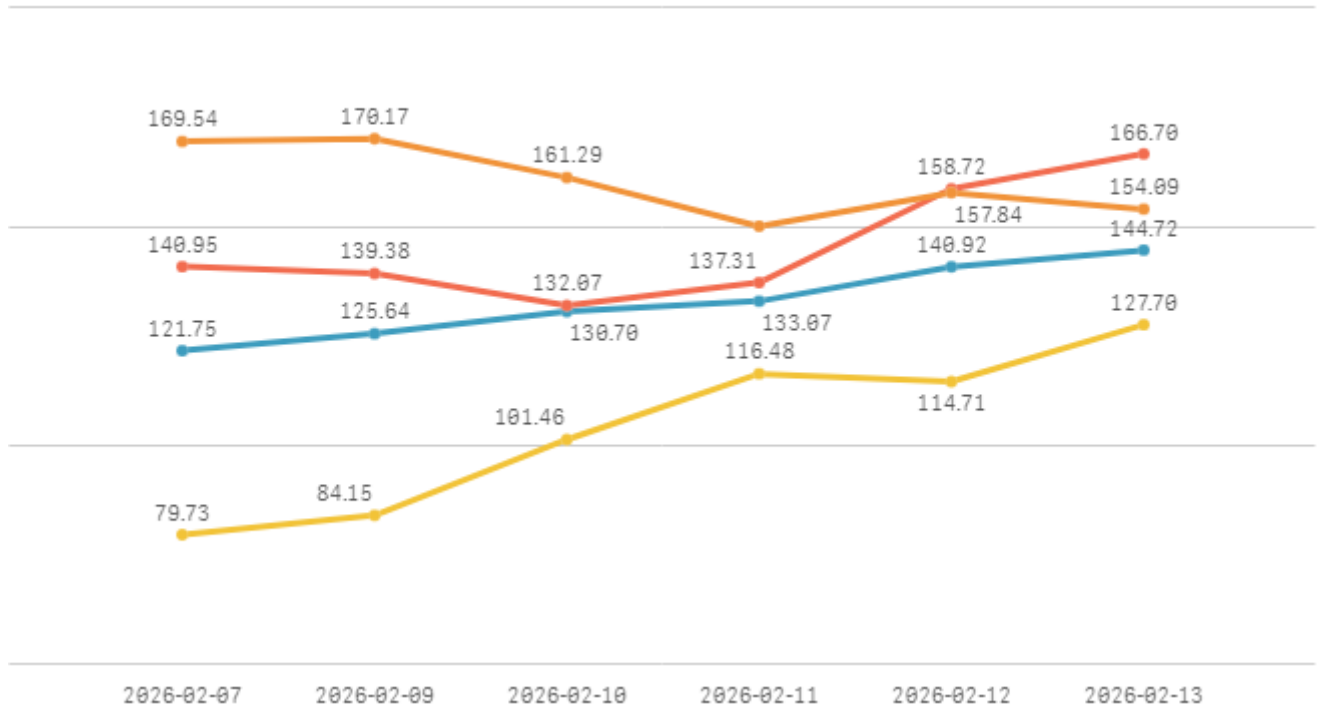
□ 청과부류

합계 채소계 과일계



□ 수산부류

합계 생선류 조개류 건어류



2. 2월 2주차 주요 품목 주간 거래동향

주요 품목(종) 주간동향 (02.07 ~ 02.13)

품종 단위	금주평균	전주평균	전월평균	전년평균	5년평균 가격	전주대비	전월대비	전년대비	5년평균 대비
(냉)고등어 수입(10키로상자)	79,958	78,253	75,339	48,280	47,329	2% ▲	6% ▲	66% ▲	69% ▲
(선)갈치(5키로상자)	225,618	195,058	165,165	235,147	174,176	16% ▲	37% ▲	-4% ▼	30% ▲
가지(8키로상자)	38,251	36,033	31,868	31,360	32,559	6% ▲	20% ▲	22% ▲	17% ▲
감골 하우스(5키로상자)	30,772	27,302	18,023	38,939	28,172	13% ▲	71% ▲	-21% ▼	9% ▲
감자 수미(햇)(20키로상자)	61,148	56,074	52,823	67,756	59,973	9% ▲	16% ▲	-10% ▼	2% ▲
건세 열치(1.5키로상자)	18,194	21,716	25,057	17,087	18,623	-16% ▼	-27% ▼	6% ▲	-2% ▼
겉홍합(10키로망대)	8,915	9,000	9,000	17,570	12,859	-1% ▼	-1% ▼	-49% ▼	-31% ▼
꽃감 극산(2키로상자)	-	-	-	-	21,056	-	-	-	-
깐마늘 대서(20키로)	155,834	155,794	155,816	145,379	150,615	0% ▲	0% ▲	7% ▲	3% ▲
단감 부유(10키로상자)	38,505	36,505	33,492	40,831	42,366	5% ▲	15% ▲	-6% ▼	-9% ▼
당근(20키로상자)	28,243	23,301	22,762	65,327	38,148	21% ▲	24% ▲	-57% ▼	-26% ▼
대추방울토마토(3키로상자)	17,537	18,219	18,059	19,735	17,988	-4% ▼	-3% ▼	-11% ▼	-3% ▼
대파(일반)(1키로단)	2,106	1,541	1,693	2,322	2,003	37% ▲	24% ▲	-9% ▼	5% ▲
돌미나리(4키로상자)	41,700	41,406	42,626	35,750	36,529	1% ▲	-2% ▼	17% ▲	14% ▲
딸기 설향(2키로상자)	25,078	32,653	34,125	27,293	26,449	-23% ▼	-27% ▼	-8% ▼	-5% ▼
만감 천혜향(9키로상자)	46,732	42,519	46,392	59,848	55,898	10% ▲	1% ▲	-22% ▼	-16% ▼
무(20키로상자)	16,338	14,722	12,651	31,475	15,752	11% ▲	29% ▲	-48% ▼	4% ▲
물오징어(6키로상자)	140,704	124,273	105,701	125,760	99,485	13% ▲	33% ▲	12% ▲	41% ▲
바나나 수입(13키로상자)	29,322	29,148	26,494	24,084	26,983	1% ▲	11% ▲	22% ▲	9% ▲
배 신고(15키로상자)	51,014	54,412	52,132	73,971	56,726	-6% ▼	-2% ▼	-31% ▼	-10% ▼
배추(10키로망대)	8,797	8,922	8,761	15,053	8,745	-1% ▼	0% ▲	-42% ▼	1% ▲
백다다기오이(100개)	78,159	68,692	73,410	76,224	73,791	14% ▲	6% ▲	3% ▲	6% ▲
봄등배추(15키로상자)	49,221	38,987	27,103	45,353	41,224	26% ▲	82% ▲	9% ▲	19% ▲
부추(일반)(500그람단)	4,295	3,852	2,163	4,857	4,454	11% ▲	99% ▲	-12% ▼	-4% ▼
브로콜리 극산(8키로상자)	40,005	38,644	38,008	33,125	28,783	4% ▲	5% ▲	21% ▲	39% ▲
빨강 파프리카(5키로상자)	53,010	48,982	23,530	40,112	41,120	8% ▲	125% ▲	32% ▲	29% ▲
사과 부사(10키로상자)	54,602	66,224	74,117	74,035	46,675	-18% ▼	-26% ▼	-26% ▼	17% ▲
상추 포기잡(4키로상자)	15,989	17,952	30,513	13,662	14,412	-11% ▼	-48% ▼	17% ▲	11% ▲
새송이버섯(2키로상자)	11,080	9,414	8,090	7,633	7,886	18% ▲	37% ▲	45% ▲	40% ▲
시금치(4키로상자)	18,326	18,149	13,787	19,267	17,732	1% ▲	33% ▲	-5% ▼	3% ▲
알배기배추(8키로상자)	23,322	17,977	15,982	31,184	21,139	30% ▲	46% ▲	-25% ▼	10% ▲
애호박(20개)	39,388	36,519	33,539	35,174	35,624	8% ▲	17% ▲	12% ▲	11% ▲
양배추(8키로망대)	8,042	7,759	5,896	14,035	7,520	4% ▲	36% ▲	-43% ▼	7% ▲
양상추(일반)(12개)	14,997	14,332	12,303	21,480	19,316	5% ▲	22% ▲	-30% ▼	-22% ▼
양파(1키로)	1,008	986	1,076	1,527	1,110	2% ▲	-6% ▼	-34% ▼	-9% ▼
열무(4키로상자)	12,392	17,278	15,052	9,406	10,537	-28% ▼	-18% ▼	32% ▲	18% ▲
오이맛고추(10키로상자)	86,042	86,023	48,912	72,714	85,621	0% ▲	76% ▲	18% ▲	0% ▲
쪽파(10키로상자)	65,450	62,136	55,009	95,650	71,350	5% ▲	19% ▲	-32% ▼	-8% ▼
청경채(4키로상자)	15,176	13,543	11,575	9,954	12,236	12% ▲	31% ▲	52% ▲	24% ▲
청양고추(10키로상자)	133,439	120,077	66,788	63,204	105,766	11% ▲	100% ▲	111% ▲	26% ▲
콜라비(일반)(15키로상자)	43,611	38,733	30,158	37,899	26,791	13% ▲	45% ▲	15% ▲	63% ▲
토마토(5키로상자)	15,293	16,164	12,202	19,411	17,335	-5% ▼	25% ▲	-21% ▼	-12% ▼
팽이버섯(5키로상자)	17,838	13,899	10,179	14,279	13,733	28% ▲	75% ▲	25% ▲	30% ▲

□ 품종별 등락가격 비교(전주대비)

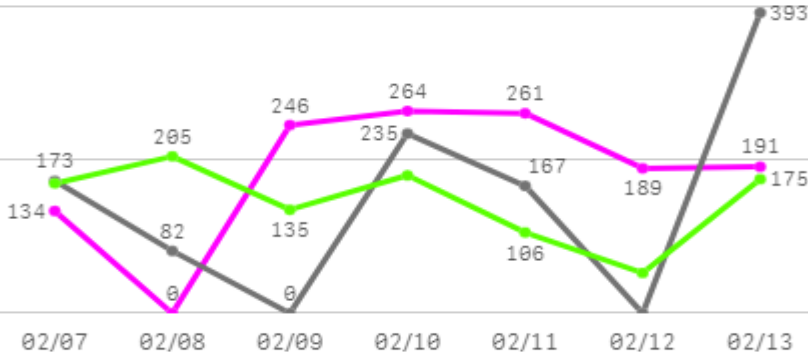
구분	품목(종)명
상승 품목(종)	(선)갈치(16%),가지(6%),감굴 하우스(13%),감자 수미(햇)(9%),단감 부유(5%),당근(21%),대파(일반)(37%),만감 천혜향(10%),무(11%),물오징어(13%),백다다기오이(14%),봄동배추(26%),부추(일반)(11%),빨강 파프리카(8%),새송이버섯(18%),알배기배추(30%),애호박(8%),쪽파(5%),청경채(12%),청양고추(11%),콜라비(일반)(13%),팽이버섯(28%)
하락 품목(종)	건세멸치(-16%),딸기 설향(-23%),배 신고(-6%),사과 부사(-18%),상추 포기참(-11%),열무(-28%),토마토(-5%)
보합 품목(종)(+5%)	(냉)고등어 수입,겉홍합,깐마늘 대서,대추방울토마토,돌미나리,바나나 수입,배추,브로콜리 국산,시금치,양배추,양상추(일반),양파,오이맛고추,포도 샤인머스켓,호박밤 고구마

3. 2월 2주차 주요 품목(종)별 주간 거래동향

고구마

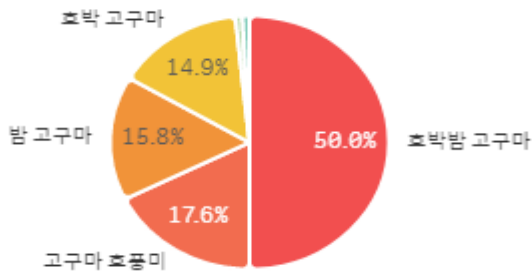
주간 반입량(톤)

2026 2025 평년

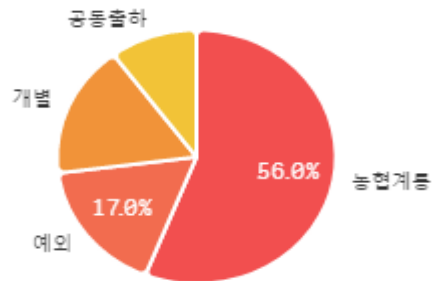


구분	금주(A)	전주(B)	전월(C)	전년(D)	평년(E)	A/B	A/C	A/D	A/E
물량(톤)	1,287	1,364	1,521	1,049	1,126	94.3%	84.6%	122.6%	114.2%

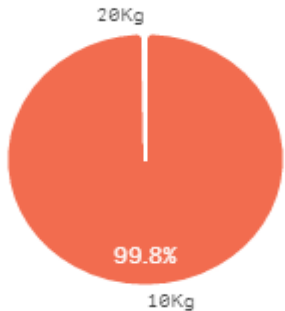
출하 품종별 거래물량 구성비



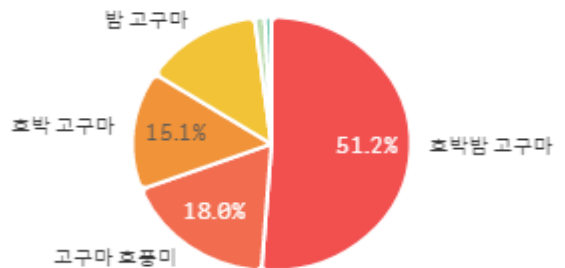
출하자별 거래물량 구성비



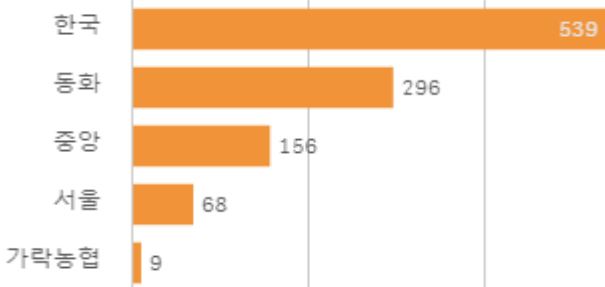
거래 단량별 물량 구성비



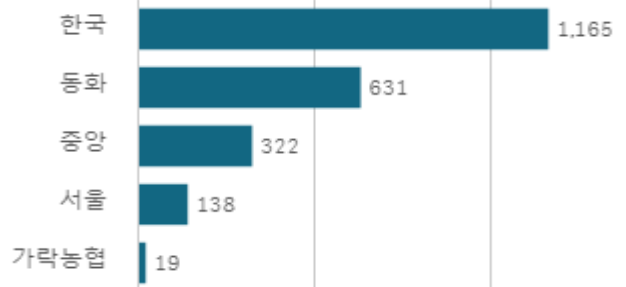
출하 품종별 거래금액 구성비



도매시장 법인별 거래물량(톤)

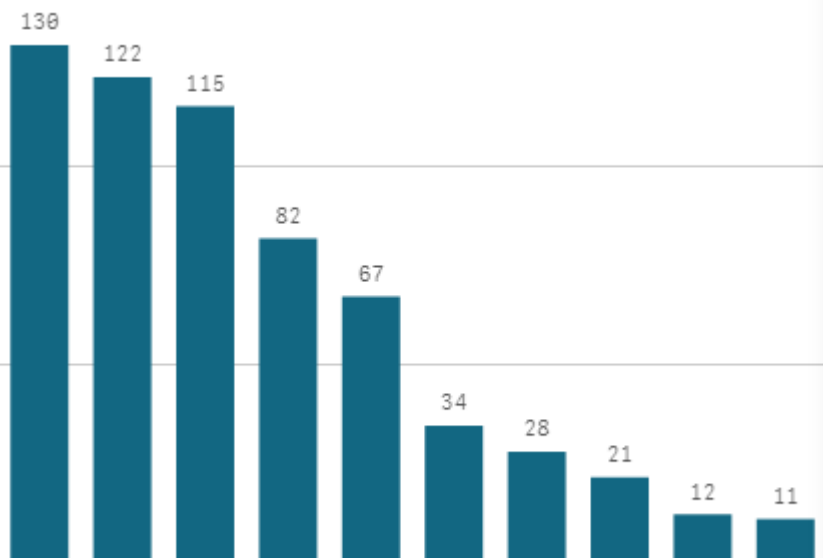


도매시장 법인별 거래금액(백만원)



호박밤 고구마(10Kg)

산지별 거래물량(톤)



출하산지(개소)

13

출하건수(천건)

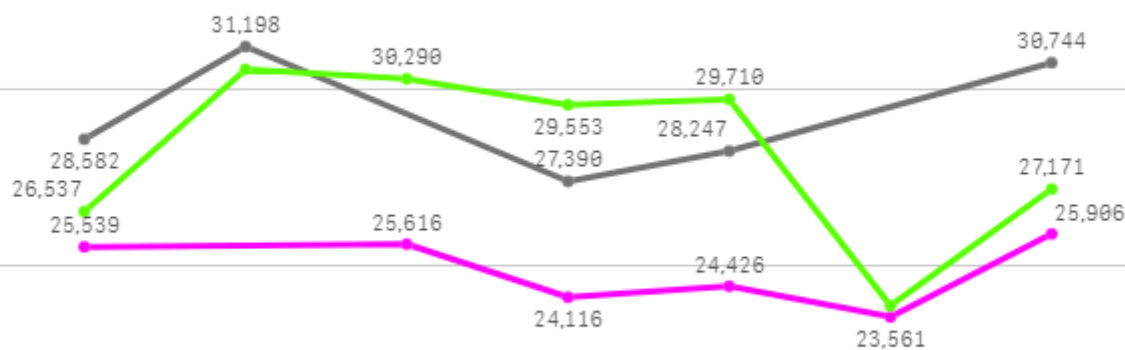
2

산지별 주출하 시군구



주간 도매가격(원)

◆ 2026 ◆ 2025 ◆ 평년



02/07

02/08

02/09

02/10

02/11

02/12

02/13

구분	금주(A)	전주(B)	전월(C)	전년(D)	평년(E)	A/B	A/C	A/D	A/E
가격(원)	24,860	25,051	27,227	29,232	26,084	99.2%	91.3%	85.0%	95.3%

※ 상품 가격 기준

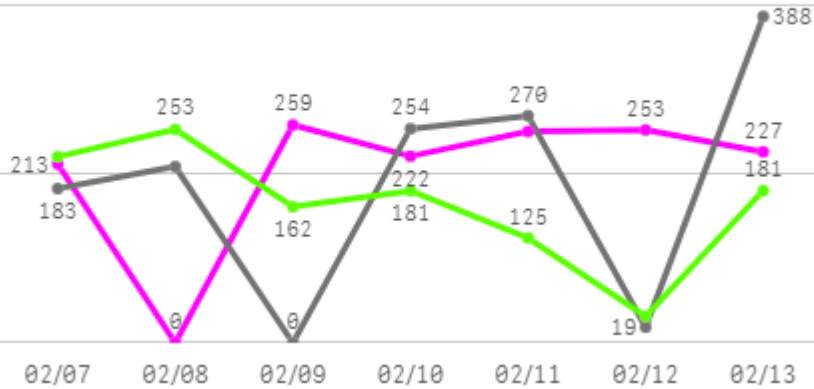
□ 호박밤 고구마(10Kg) 주간 가격

구분	Q	품종	Q	단량	Q	특	상	보통	하
2026-02-07		호박밤 고구마		10Kg		28,750	25,539	18,323	11,384
2026-02-09		호박밤 고구마		10Kg		28,744	25,616	18,738	10,703
2026-02-10		호박밤 고구마		10Kg		27,918	24,116	17,825	10,281
2026-02-11		호박밤 고구마		10Kg		29,297	24,426	17,767	9,864
2026-02-12		호박밤 고구마		10Kg		27,948	23,561	17,058	8,919
2026-02-13		호박밤 고구마		10Kg		30,299	25,906	19,042	10,341
평균						28,826	24,860	18,125	10,248

감자

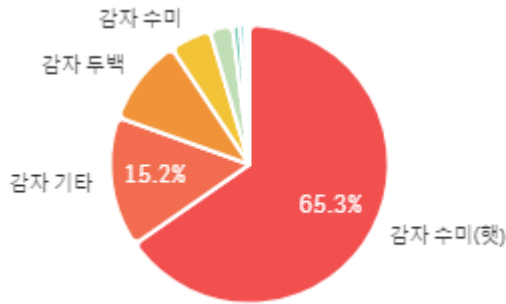
주간 반입량(톤)

◆ 2026 ● 2025 ▲ 평년

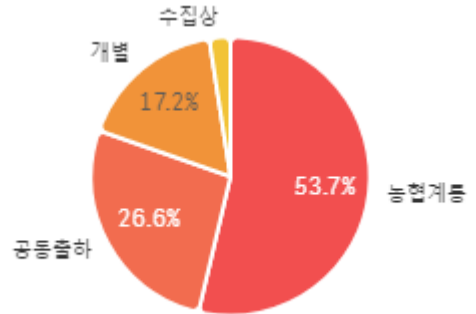


구분	금주(A)	전주(B)	전월(C)	전년(D)	평년(E)	A/B	A/C	A/D	A/E
물량(톤)	1,424	1,582	1,420	1,323	1,290	90.0%	100.3%	107.6%	110.4%

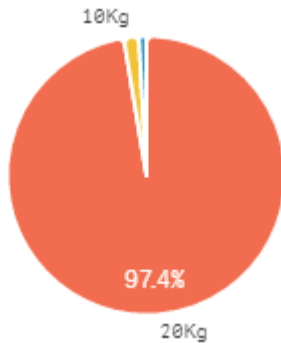
출하 품종별 거래물량 구성비



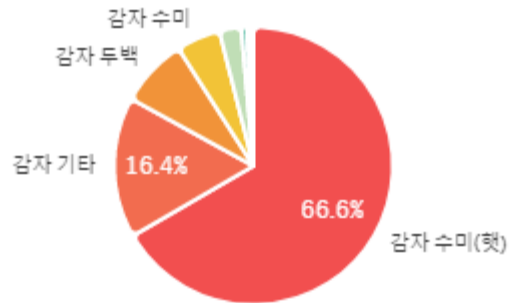
출하자별 거래물량 구성비



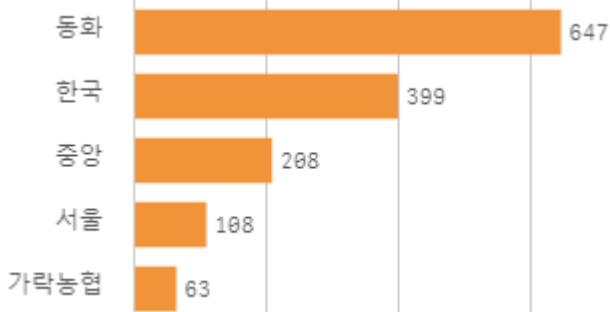
거래 단량별 물량 구성비



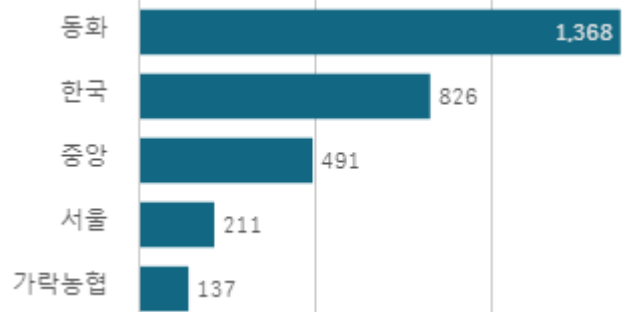
출하 품종별 거래금액 구성비



도매시장 법인별 거래물량(톤)

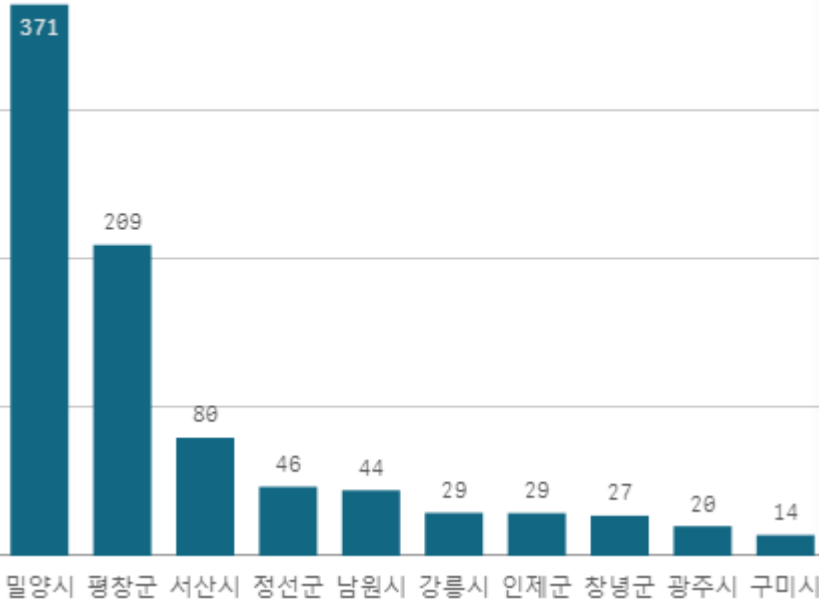


도매시장 법인별 거래금액(백만원)



감자 수미(햇) (20Kg)

산지별 거래물량(톤)



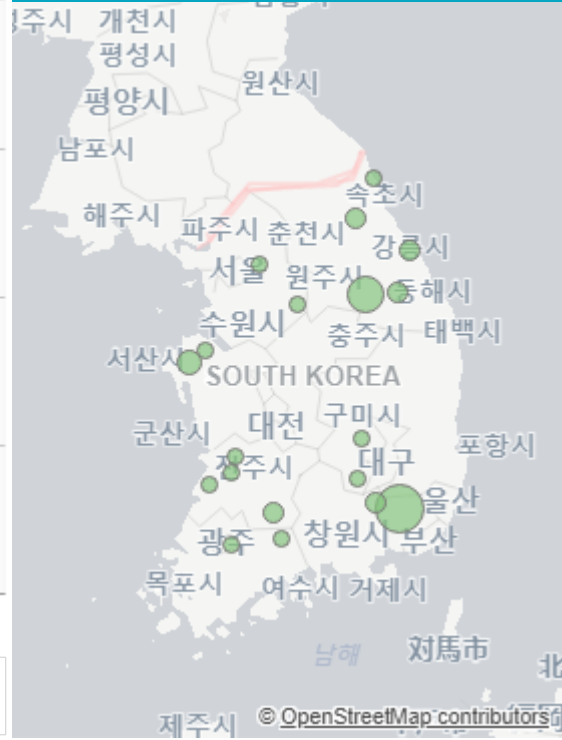
출하산지(개소)

19

출하건수(천건)

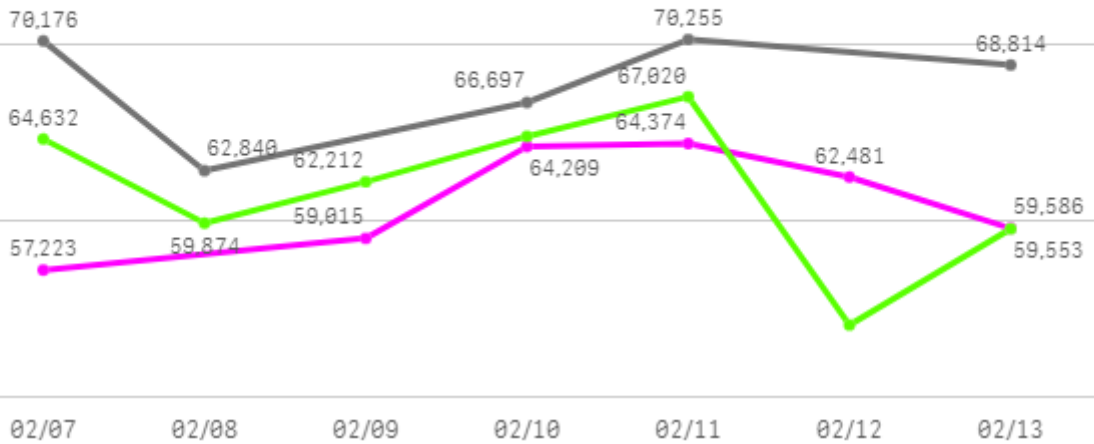
1

산지별 주출하 시군구



주간 도매가격(원)

◆ 2026 ● 2025 ◆ 평년



구분	금주(A)	전주(B)	전월(C)	전년(D)	평년(E)	A/B	A/C	A/D	A/E
가격(원)	61,148	56,074	52,823	67,756	59,973	109.0%	115.8%	90.2%	102.0%

※ 상품 가격 기준

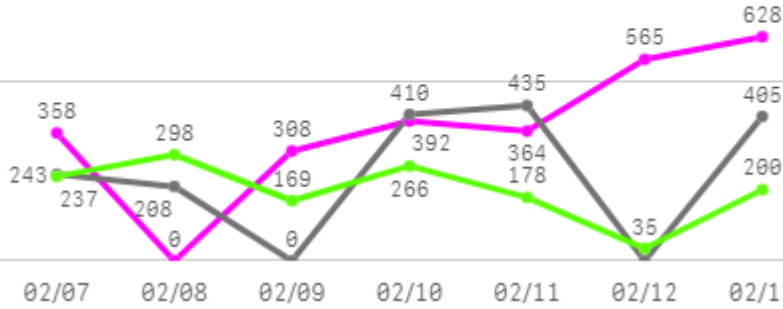
□ 감자 수미(햇)(20Kg) 주간 가격

구분	Q	품종	Q	단량	Q	특	상	보통	하
2026-02-07		감자 수미(햇)		20Kg		60,803	57,223	38,598	23,995
2026-02-09		감자 수미(햇)		20Kg		63,340	59,015	39,844	23,190
2026-02-10		감자 수미(햇)		20Kg		66,045	64,209	42,158	25,869
2026-02-11		감자 수미(햇)		20Kg		66,536	64,374	52,691	27,709
2026-02-12		감자 수미(햇)		20Kg		66,153	62,481	44,397	24,371
2026-02-13		감자 수미(햇)		20Kg		63,223	59,586	47,206	24,422
평균						64,350	61,148	44,149	24,926

배추

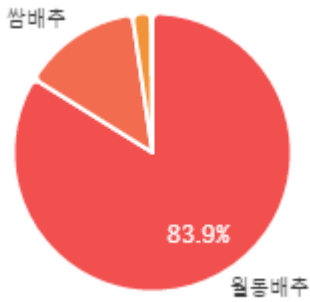
주간 반입량(톤)

◆ 2026 ● 2025 ▲ 평년

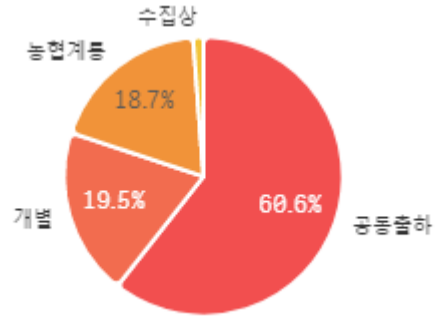


구분	금주(A)	전주(B)	전월(C)	전년(D)	평년(E)	A/B	A/C	A/D	A/E
물량(톤)	2,615	2,252	2,031	1,702	1,703	116.2%	128.8%	153.7%	153.5%

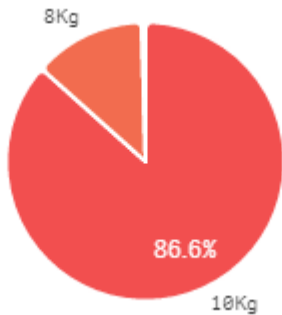
출하 품종별 거래물량 구성비



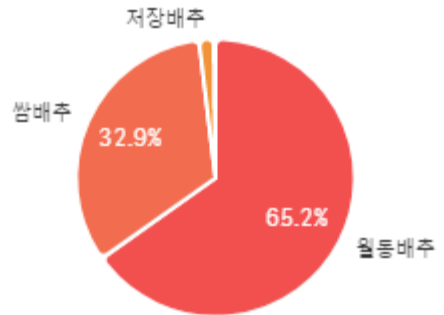
출하자별 거래물량 구성비



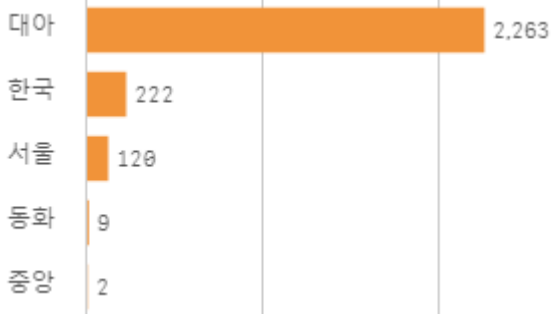
거래 단량별 물량 구성비



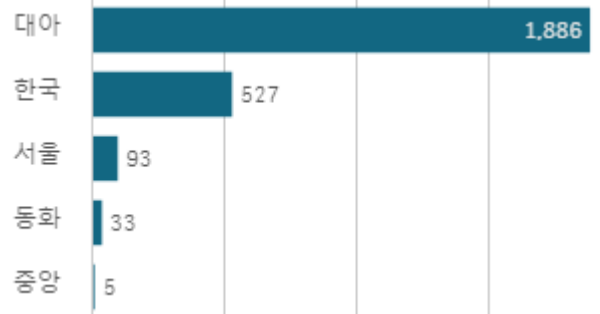
출하 품종별 거래금액 구성비



도매시장 법인별 거래물량(톤)

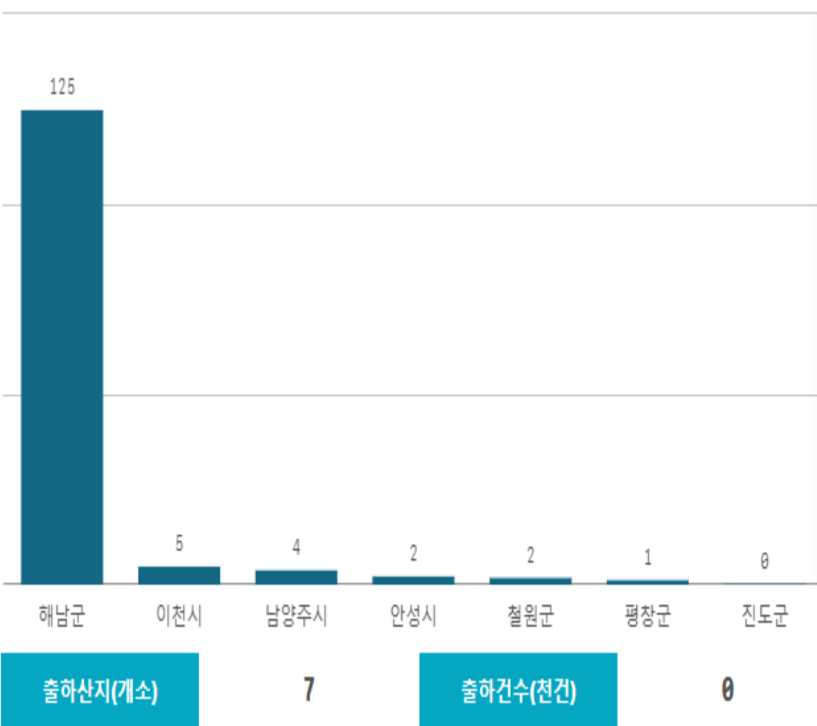


도매시장 법인별 거래금액(백만원)



배추(10Kg)

산지별 거래물량(톤)

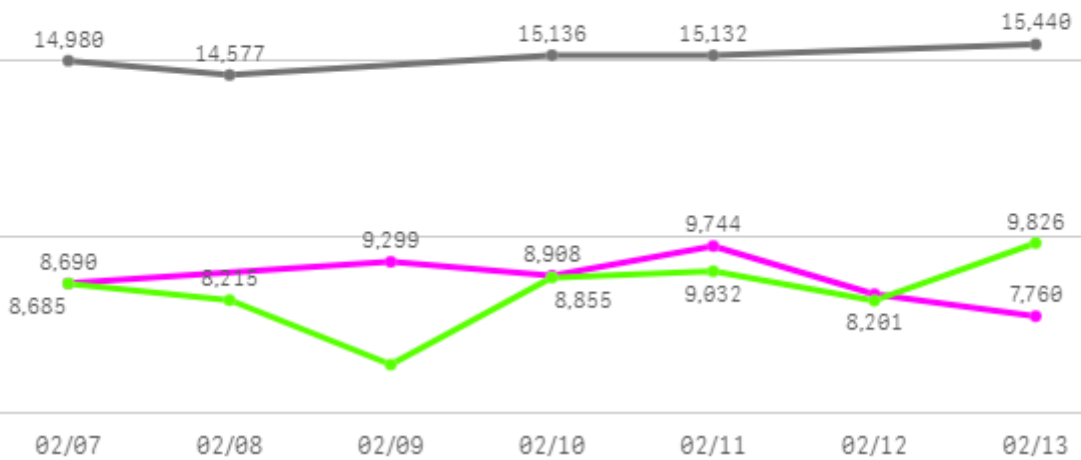


산지별 주출하 시군구



주간 도매가격(원)

◆ 2026 ◆ 2025 ◆ 평년



구분	금주(A)	전주(B)	전월(C)	전년(D)	평년(E)	A/B	A/C	A/D	A/E
가격(원)	8,797	8,922	8,761	15,053	8,745	98.6%	100.4%	58.4%	100.6%

※ 상품 가격 기준

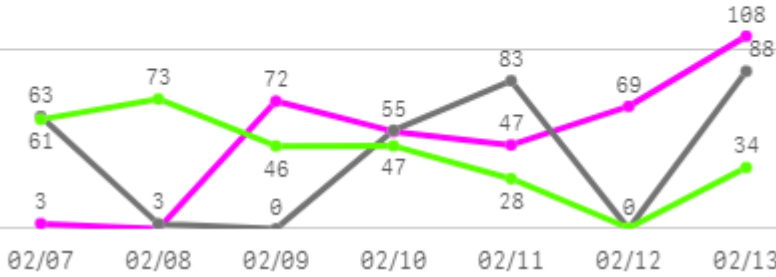
□ 배추(10Kg) 주간 가격

구분	Q	품종	Q	단량	Q	특	상	보통	하
2026-02-07		배추		10Kg		10,719	8,690	6,986	5,156
2026-02-09		배추		10Kg		10,741	9,299	8,109	6,591
2026-02-10		배추		10Kg		10,960	8,908	7,412	5,211
2026-02-11		배추		10Kg		11,609	9,744	8,045	6,376
2026-02-12		배추		10Kg		10,549	8,383	7,198	5,662
2026-02-13		배추		10Kg		9,912	7,760	6,487	4,698
평균						10,748	8,797	7,373	5,616

봄동배추

주간 반입량(톤)

◆ 2026 ● 2025 ▲ 평년

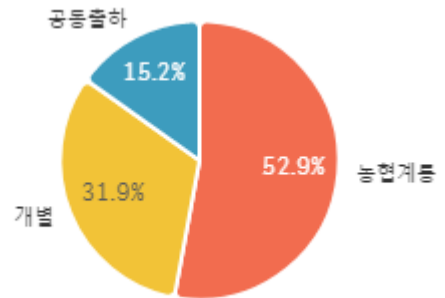


구분	금주(A)	전주(B)	전월(C)	전년(D)	평년(E)	A/B	A/C	A/D	A/E
물량(톤)	353	306	280	293	302	115.2%	125.9%	120.6%	116.7%

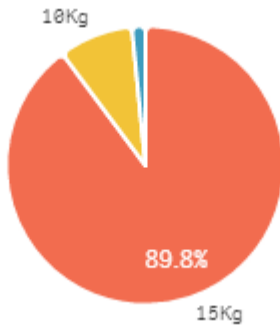
출하 품종별 거래물량 구성비



출하자별 거래물량 구성비



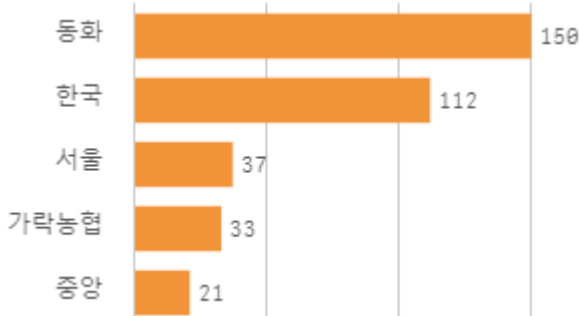
거래 단량별 물량 구성비



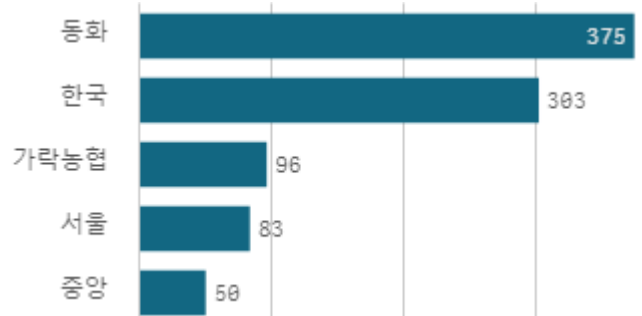
출하 품종별 거래금액 구성비



도매시장 법인별 거래물량(톤)

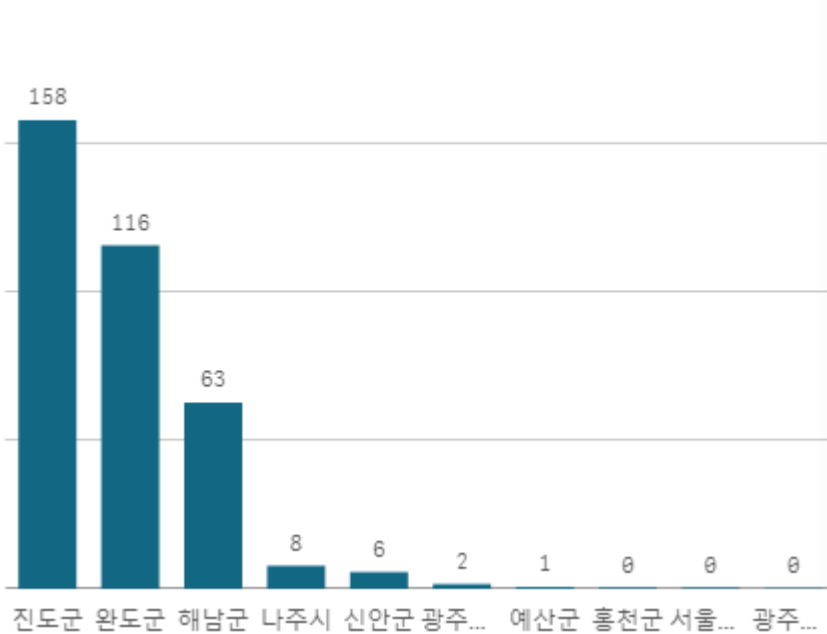


도매시장 법인별 거래금액(백만원)



봄동배추(15Kg)

산지별 거래물량(톤)



산지별 주출하 시군구



출하산지(개소)

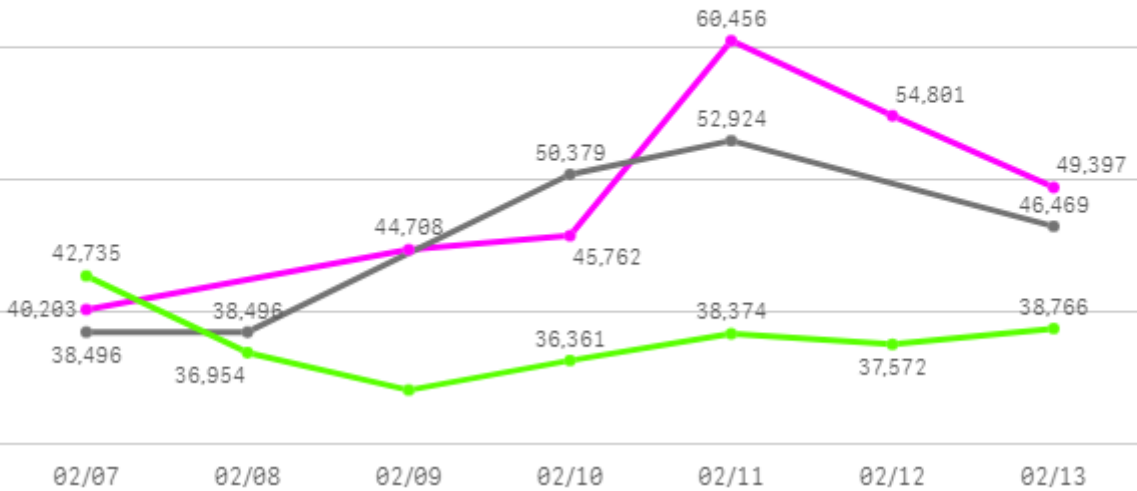
11

출하건수(천건)

1

주간 도매가격(원)

◆ 2026 ● 2025 ◆ 평년



구분	금주(A)	전주(B)	전월(C)	전년(D)	평년(E)	A/B	A/C	A/D	A/E
가격(원)	49,221	38,987	27,103	45,353	41,224	126.3%	181.6%	108.5%	119.4%

※ 상품 가격 기준

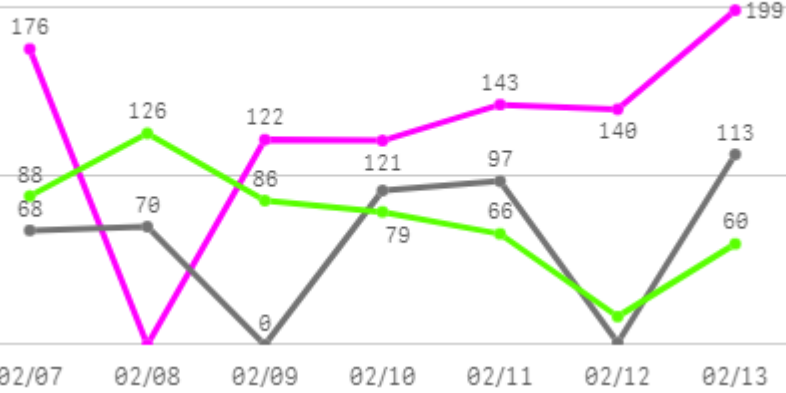
☐ 봄동배추(15Kg) 주간 가격

구분	Q	품종	Q	단량	Q	특	상	보통	하
2026-02-07		봄동배추		15Kg		-	40,203	35,690	29,683
2026-02-09		봄동배추		15Kg		-	44,708	40,097	34,700
2026-02-10		봄동배추		15Kg		-	45,762	39,190	29,648
2026-02-11		봄동배추		15Kg		-	60,456	50,237	39,734
2026-02-12		봄동배추		15Kg		-	54,801	46,803	36,152
2026-02-13		봄동배추		15Kg		-	49,397	35,501	26,791
평균						-	49,221	41,253	32,785

알배기배추

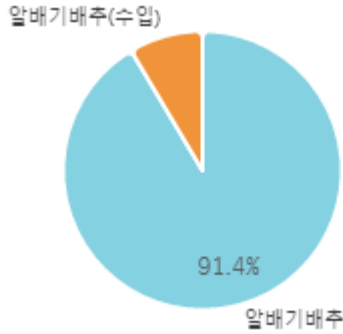
주간 반입량(톤)

◆ 2026 ● 2025 ▲ 평년

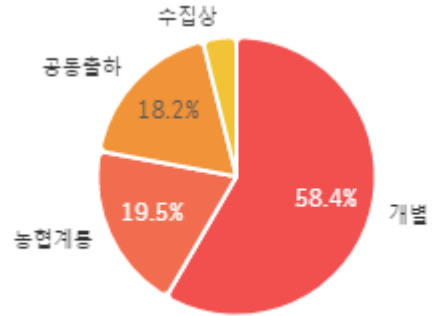


구분	금주(A)	전주(B)	전월(C)	전년(D)	평년(E)	A/B	A/C	A/D	A/E
물량(톤)	900	847	812	441	578	106.3%	110.9%	204.0%	155.7%

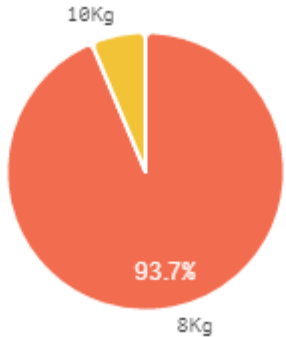
출하 품종별 거래물량 구성비



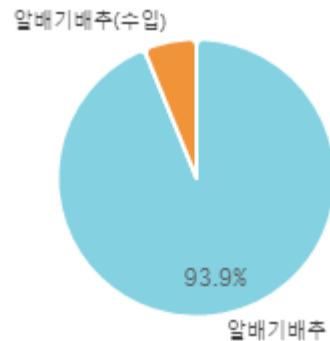
출하자별 거래물량 구성비



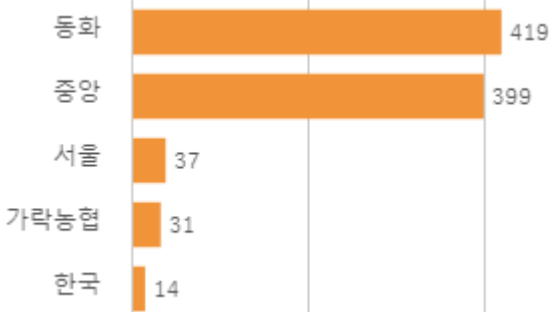
거래 단량별 물량 구성비



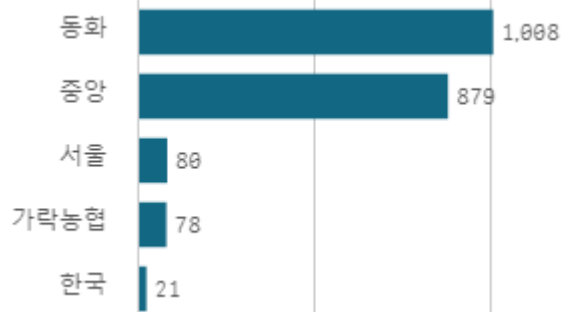
출하 품종별 거래금액 구성비



도매시장 법인별 거래물량(톤)

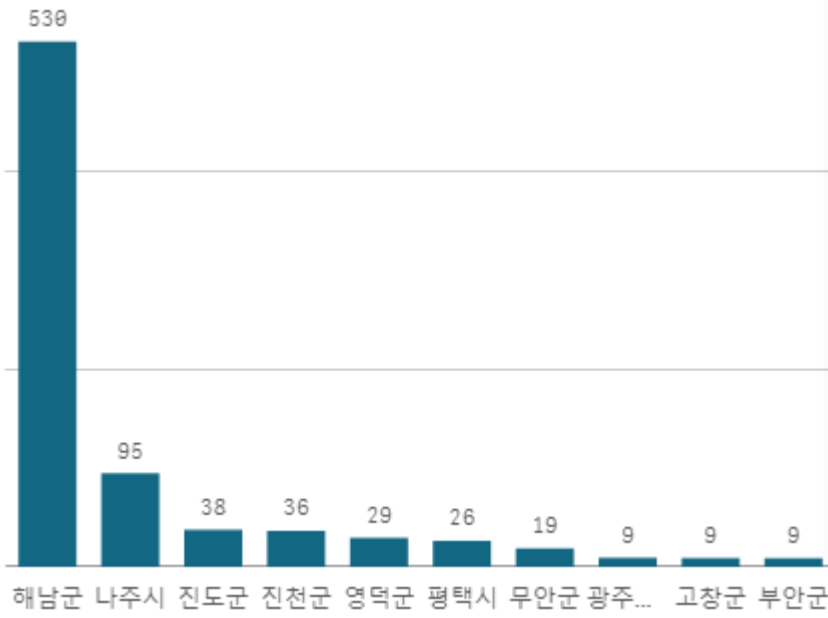


도매시장 법인별 거래금액(백만원)



알배기배추(8Kg)

산지별 거래물량(톤)



출하산지(개소)

19

출하건수(천건)

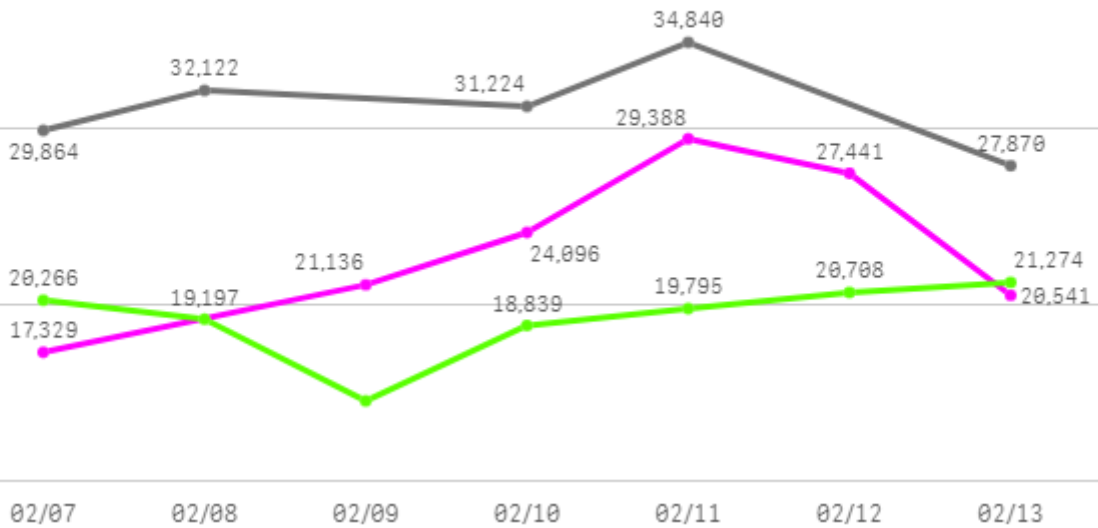
2

산지별 주출하 시군구



주간 도매가격(원)

◆ 2026 ● 2025 ◆ 평년



구분	금주(A)	전주(B)	전월(C)	전년(D)	평년(E)	A/B	A/C	A/D	A/E
가격(원)	23,322	17,977	15,982	31,184	21,139	129.7%	145.9%	74.8%	110.3%

※ 상품 가격 기준

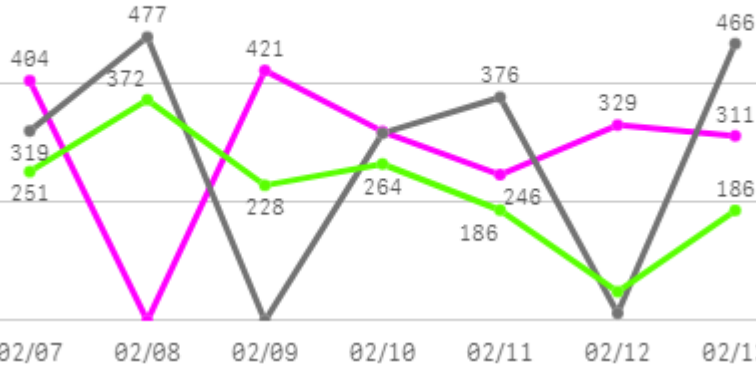
□ 알배기배추(8Kg) 주간 가격

구분	Q	품종	Q	단량	Q	특	상	보통	하
2026-02-07		알배기배추		8Kg		22,442	17,329	13,682	8,829
2026-02-09		알배기배추		8Kg		25,871	21,136	15,509	9,985
2026-02-10		알배기배추		8Kg		28,557	24,096	18,452	11,982
2026-02-11		알배기배추		8Kg		33,046	29,388	22,290	13,907
2026-02-12		알배기배추		8Kg		30,801	27,441	21,852	14,886
2026-02-13		알배기배추		8Kg		25,007	20,541	16,795	12,089
평균						27,621	23,322	18,097	11,946

양배추

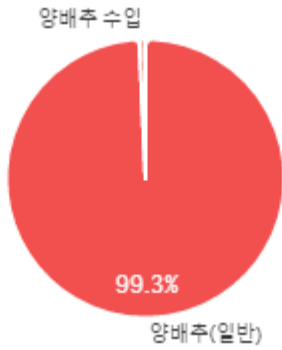
주간 반입량(톤)

◆ 2026 ● 2025 ▲ 평년

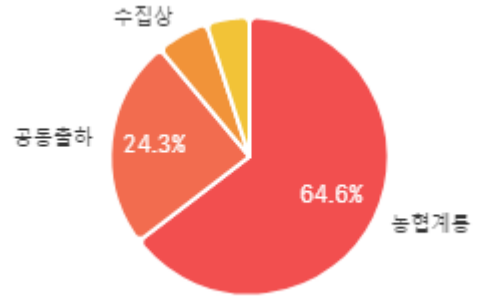


구분	금주(A)	전주(B)	전월(C)	전년(D)	평년(E)	A/B	A/C	A/D	A/E
물량(톤)	2,030	1,840	2,146	1,967	1,724	110.3%	94.6%	103.2%	117.7%

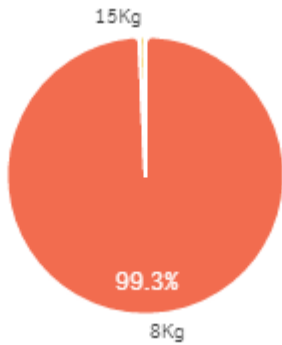
출하 품종별 거래물량 구성비



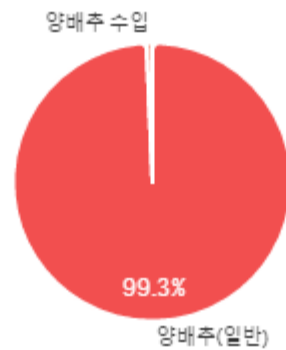
출하자별 거래물량 구성비



거래 단량별 물량 구성비



출하 품종별 거래금액 구성비



도매시장 법인별 거래물량(톤)

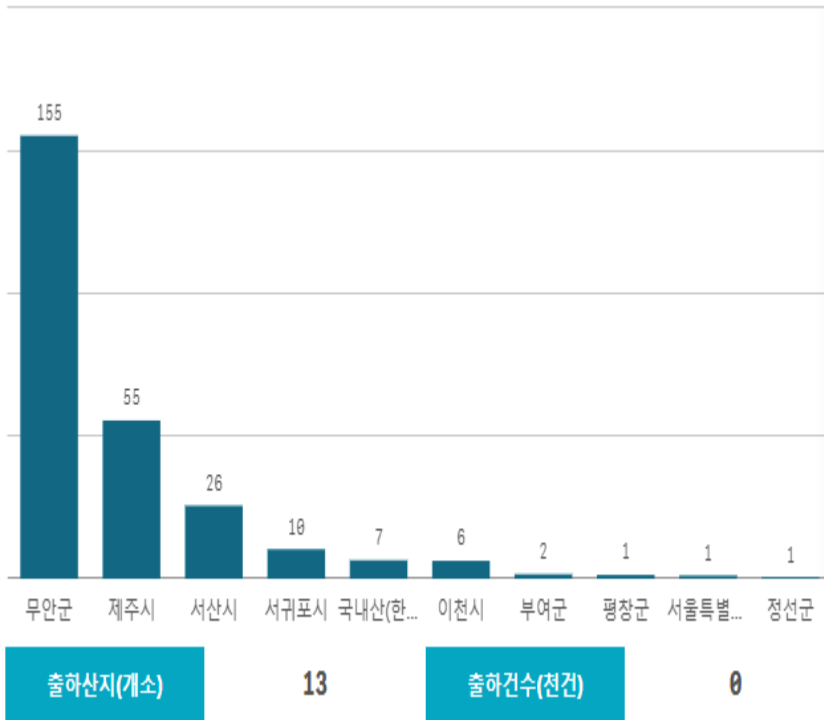
대아	2,007
동화	13
서울	9
한국	1

도매시장 법인별 거래금액(백만원)

대아	1,502
동화	9
서울	9
한국	0

양배추(8Kg)

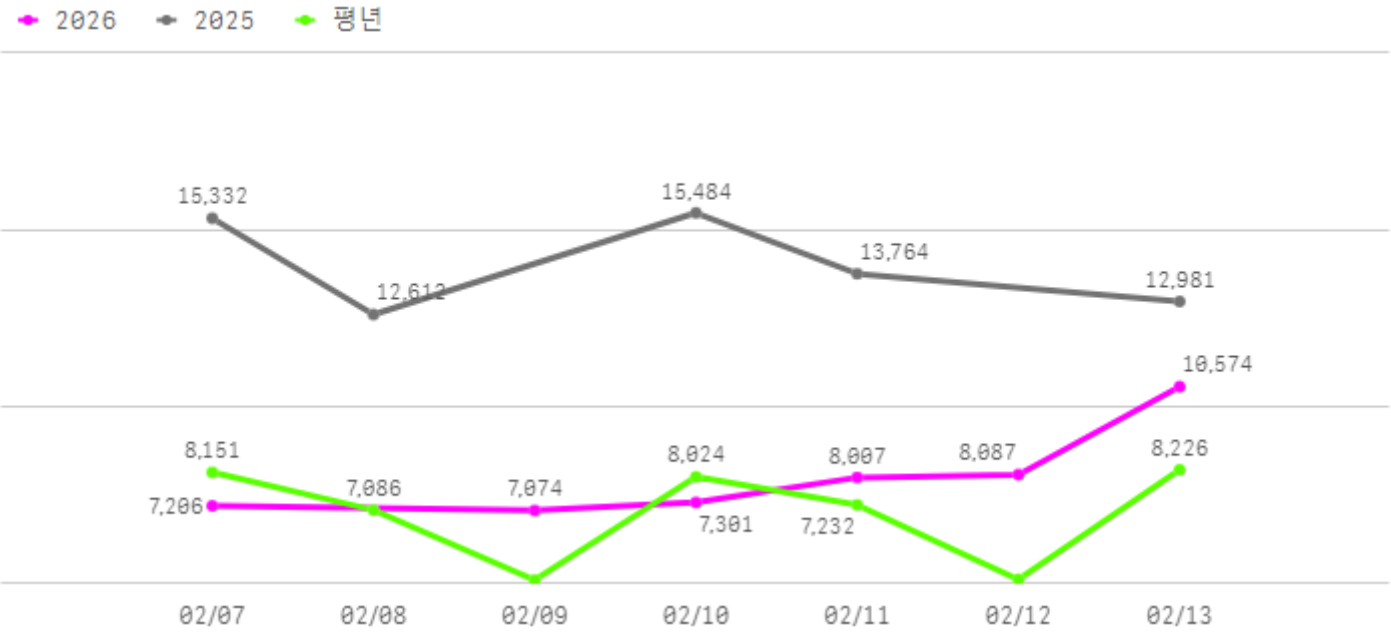
산지별 거래물량(톤)



산지별 주출하 시군구



주간 도매가격(원)



구분	금주(A)	전주(B)	전월(C)	전년(D)	평년(E)	A/B	A/C	A/D	A/E
가격(원)	8,042	7,759	5,896	14,035	7,520	103.6%	136.4%	57.3%	106.9%

※ 상품 가격 기준

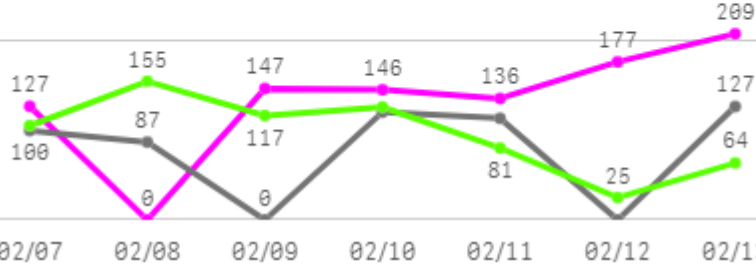
□ 양배추(8Kg) 주간 가격

구분	Q	품종	Q	단량	Q	특	상	보통	하
2026-02-07		양배추		8Kg		10,140	7,206	4,523	2,755
2026-02-09		양배추		8Kg		10,118	7,074	4,489	2,773
2026-02-10		양배추		8Kg		9,969	7,301	4,992	3,557
2026-02-11		양배추		8Kg		11,802	8,007	4,975	3,392
2026-02-12		양배추		8Kg		12,115	8,087	4,992	3,332
2026-02-13		양배추		8Kg		13,830	10,574	6,368	3,694
평균						11,329	8,042	5,057	3,251

시금치

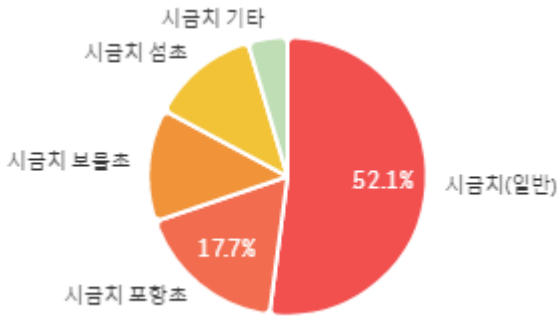
주간 반입량(톤)

2026 (파란색 선) 2025 (회색 선) 평년 (초록색 선)

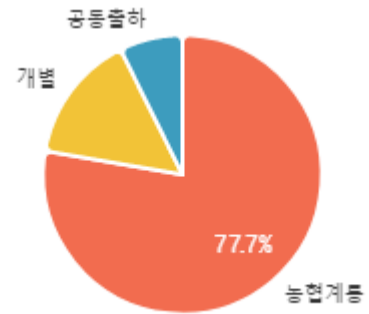


구분	금주(A)	전주(B)	전월(C)	전년(D)	평년(E)	A/B	A/C	A/D	A/E
물량(톤)	943	715	708	549	686	131.8%	133.2%	171.6%	137.4%

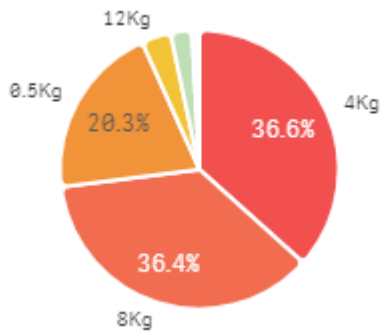
출하 품종별 거래물량 구성비



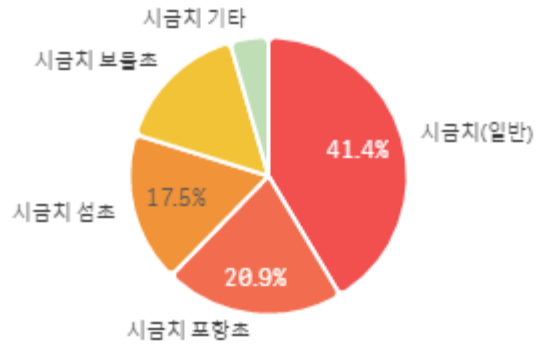
출하자별 거래물량 구성비



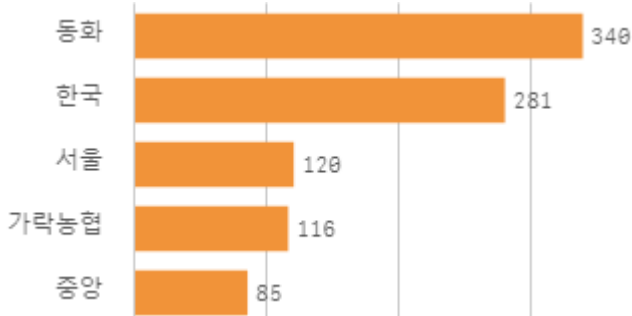
거래 단량별 물량 구성비



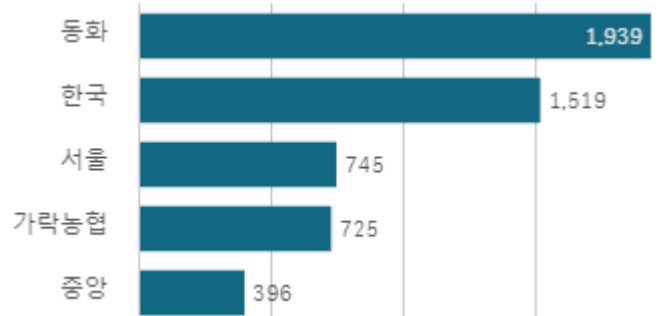
출하 품종별 거래금액 구성비



도매시장 법인별 거래물량(톤)

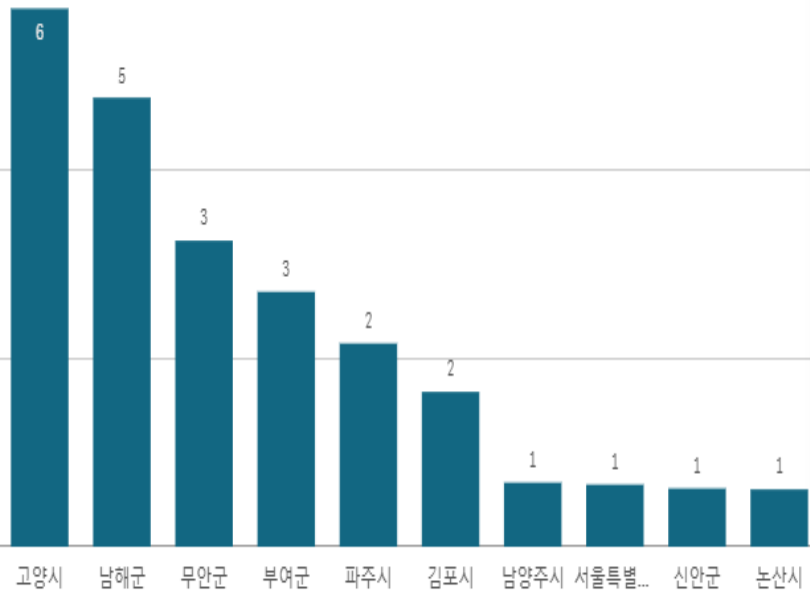


도매시장 법인별 거래금액(백만원)



시금치(4Kg)

산지별 거래물량(톤)



출하산지(개소)

13

출하건수(전건)

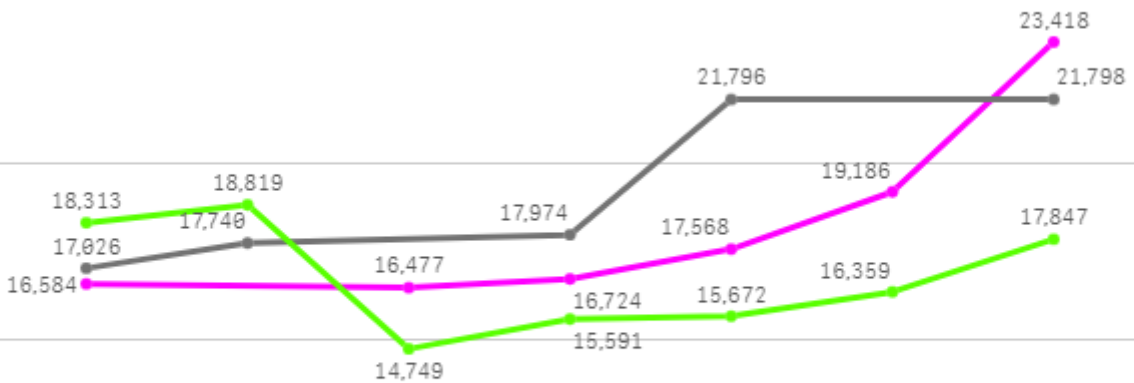
0

산지별 주출하 시군구



주간 도매가격(원)

◆ 2026 ● 2025 ◆ 평년



02/07 02/08 02/09 02/10 02/11 02/12 02/13

구분	금주(A)	전주(B)	전월(C)	전년(D)	평년(E)	A/B	A/C	A/D	A/E
가격(원)	18,326	18,149	13,787	19,267	17,732	101.0%	132.9%	95.1%	103.4%

※ 상품 가격 기준

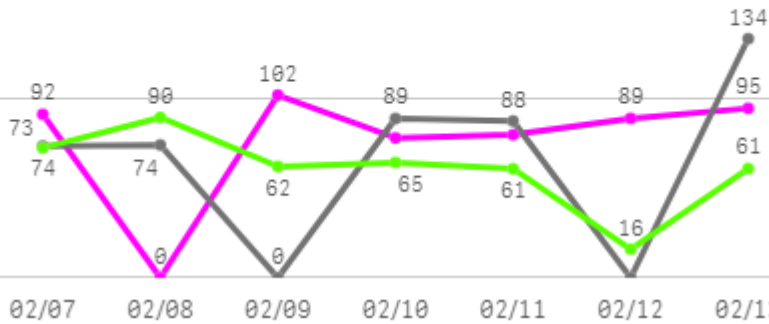
□ 시금치(4Kg) 주간 가격

구분	Q	품종	Q	단량	Q	특	상	보통	하
2026-02-07		시금치		4Kg		19,089	16,584	14,476	11,692
2026-02-09		시금치		4Kg		19,917	16,477	14,433	11,580
2026-02-10		시금치		4Kg		19,461	16,724	14,629	11,357
2026-02-11		시금치		4Kg		20,569	17,568	15,550	12,599
2026-02-12		시금치		4Kg		23,183	19,186	15,816	13,095
2026-02-13		시금치		4Kg		26,469	23,418	17,157	13,246
평균						21,448	18,326	15,344	12,262

상추

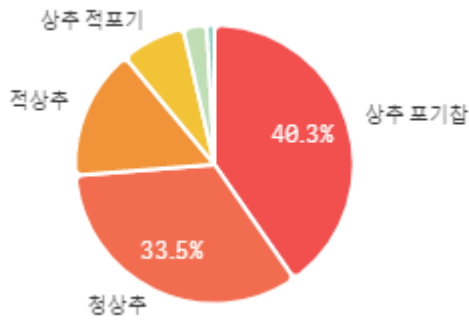
주간 반입량(톤)

◆ 2026 ● 2025 ▲ 평년

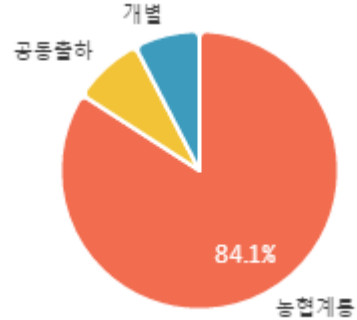


구분	금주(A)	전주(B)	전월(C)	전년(D)	평년(E)	A/B	A/C	A/D	A/E
물량(톤)	537	452	430	460	466	118.8%	124.9%	116.9%	115.3%

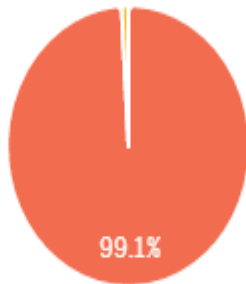
출하 품종별 거래물량 구성비



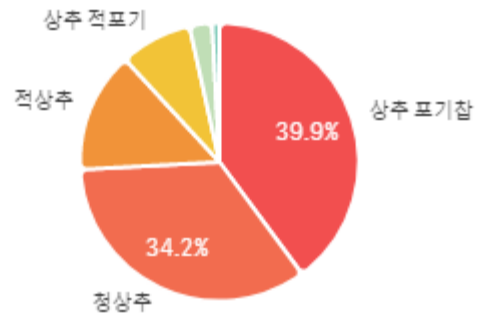
출하자별 거래물량 구성비



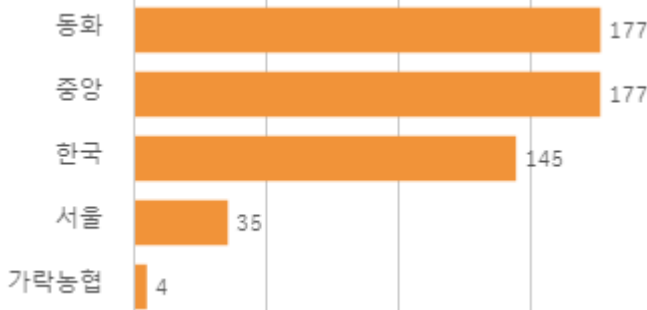
거래 단량별 물량 구성비



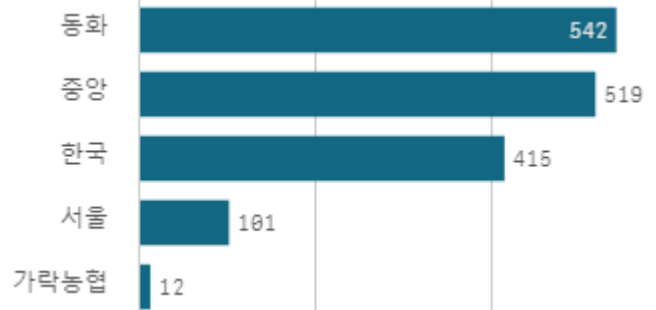
출하 품종별 거래금액 구성비



도매시장 법인별 거래물량(톤)

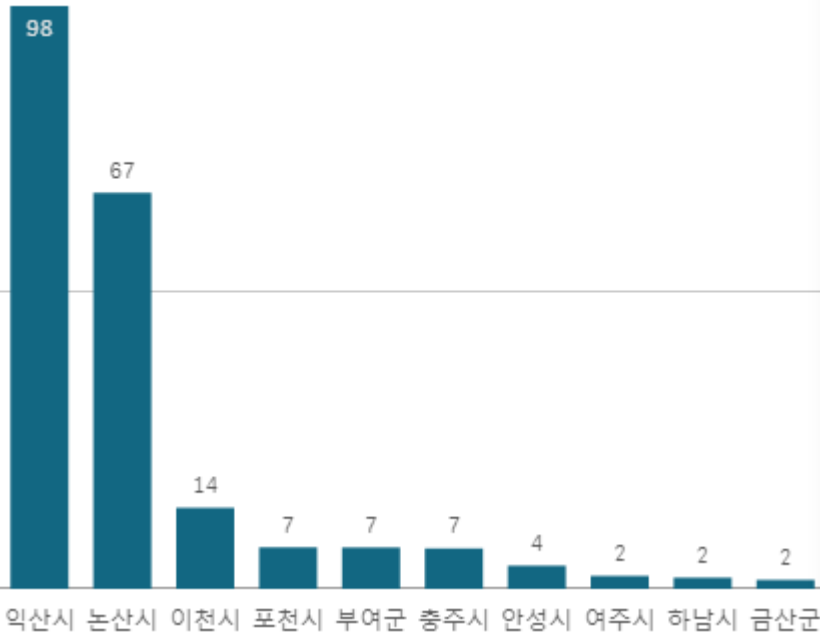


도매시장 법인별 거래금액(백만원)



상추 포기잡(4Kg)

산지별 거래물량(톤)



출하산지(개소)

24

출하건수(천건)

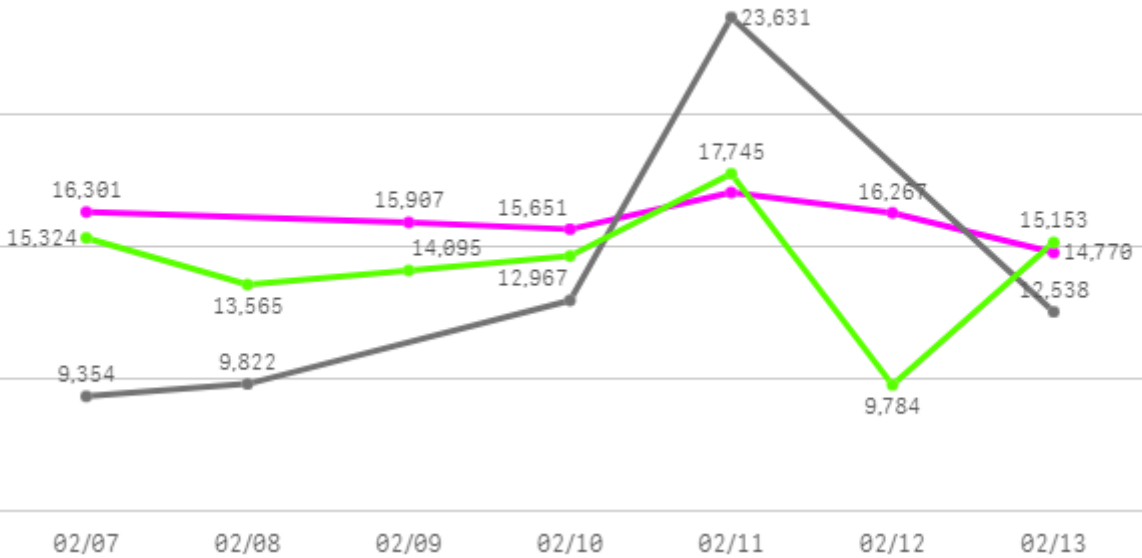
2

산지별 주출하 시군구



주간 도매가격(원)

● 2026 ● 2025 ● 평년



구분	금주(A)	전주(B)	전월(C)	전년(D)	평년(E)	A/B	A/C	A/D	A/E
가격(원)	15,989	17,952	30,513	13,662	14,412	89.1%	52.4%	117.0%	110.9%

※ 상품 가격 기준

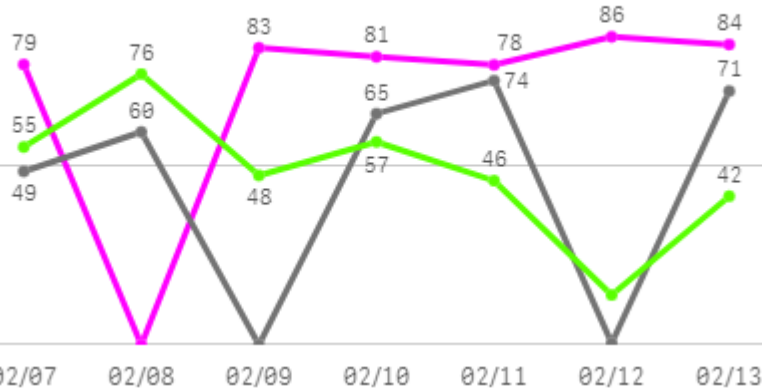
□ 상추 포기잡(4Kg) 주간 가격

구분	Q	품종	Q	단량	Q	특	상	보통	하
2026-02-07		상추 포기잡		4Kg		-	16,301	12,472	9,167
2026-02-09		상추 포기잡		4Kg		-	15,907	12,538	9,711
2026-02-10		상추 포기잡		4Kg		-	15,651	12,045	9,812
2026-02-11		상추 포기잡		4Kg		-	17,036	12,322	9,056
2026-02-12		상추 포기잡		4Kg		-	16,267	11,431	8,274
2026-02-13		상추 포기잡		4Kg		-	14,770	10,983	8,216
평균						-	15,989	11,965	9,039

부추

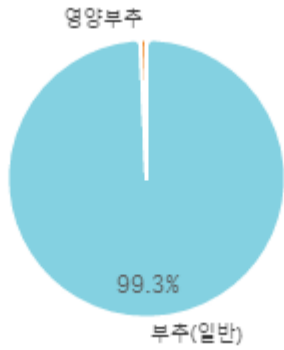
주간 반입량(톤)

◆ 2026 ● 2025 ▲ 평년

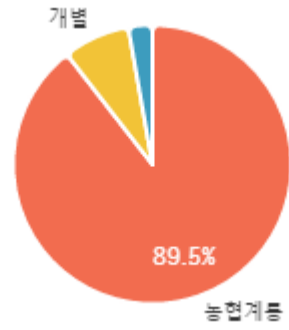


구분	금주(A)	전주(B)	전월(C)	전년(D)	평년(E)	A/B	A/C	A/D	A/E
물량(톤)	492	381	383	319	365	129.1%	128.5%	154.2%	134.8%

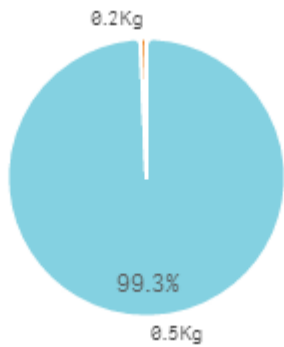
출하 품종별 거래물량 구성비



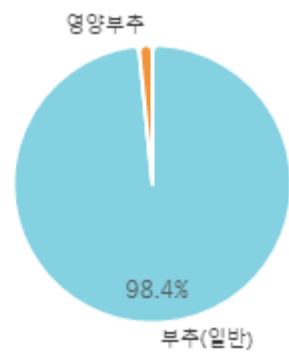
출하자별 거래물량 구성비



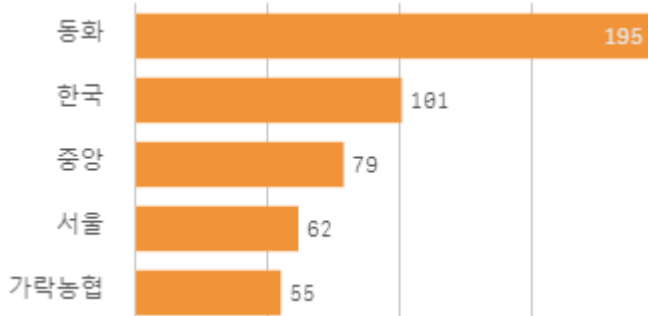
거래 단량별 물량 구성비



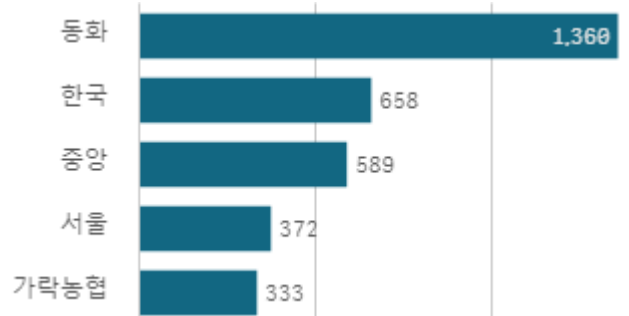
출하 품종별 거래금액 구성비



도매시장 법인별 거래물량(톤)

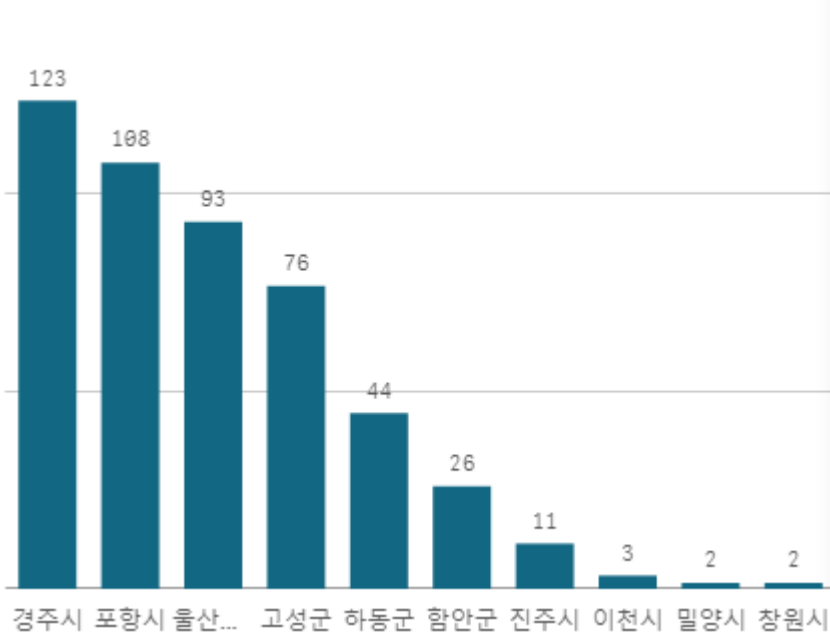


도매시장 법인별 거래금액(백만원)



부추(일반) (0.5Kg)

산지별 거래물량(톤)



출하산지(개소)

12

출하건수(천건)

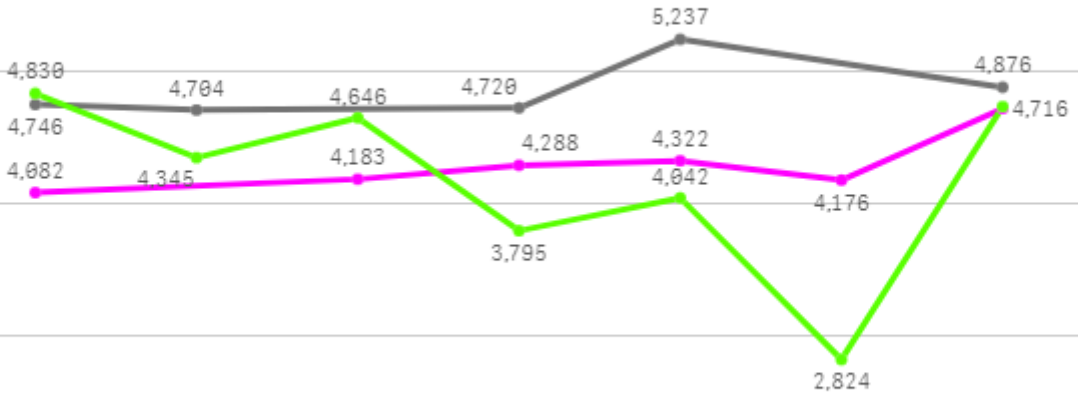
3

산지별 주출하 시군구



주간 도매가격(원)

◆ 2026 ◆ 2025 ◆ 평년



02/07 02/08 02/09 02/10 02/11 02/12 02/13

구분	금주(A)	전주(B)	전월(C)	전년(D)	평년(E)	A/B	A/C	A/D	A/E
가격(원)	4,295	3,852	2,163	4,857	4,454	111.5%	198.6%	88.4%	96.4%

※ 상품 가격 기준

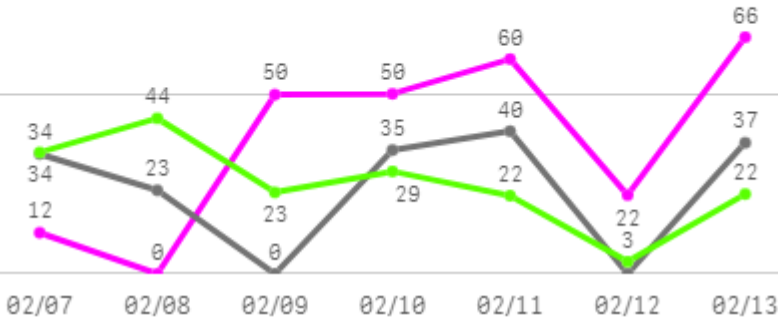
□ 부추(일반)(0.5Kg) 주간 가격

구분	Q	품종	Q	단량	Q	특	상	보통	하
2026-02-07		부추(일반)		0.5Kg		-	4,082	3,363	2,598
2026-02-09		부추(일반)		0.5Kg		-	4,183	3,521	2,723
2026-02-10		부추(일반)		0.5Kg		-	4,288	3,461	2,742
2026-02-11		부추(일반)		0.5Kg		-	4,322	3,548	2,826
2026-02-12		부추(일반)		0.5Kg		-	4,176	3,273	2,602
2026-02-13		부추(일반)		0.5Kg		-	4,716	3,748	2,716
평균						-	4,295	3,486	2,701

미나리

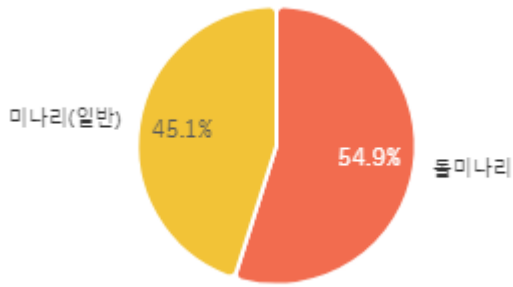
주간 반입량(톤)

◆ 2026 ● 2025 ▲ 평년

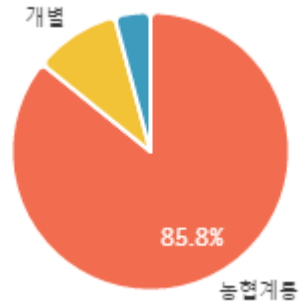


구분	금주(A)	전주(B)	전월(C)	전년(D)	평년(E)	A/B	A/C	A/D	A/E
물량(톤)	261	188	173	168	190	138.8%	151.0%	154.9%	137.2%

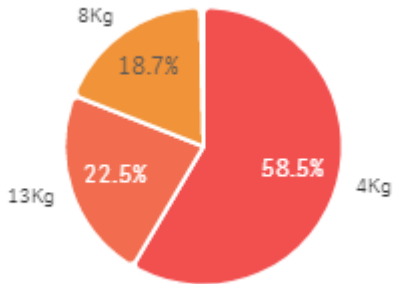
출하 품종별 거래물량 구성비



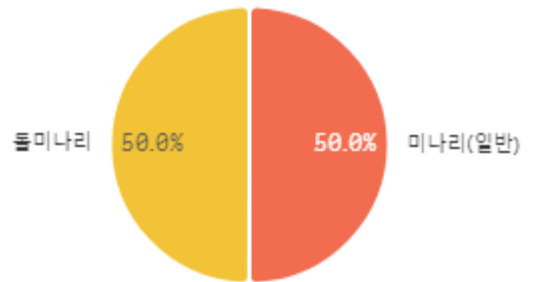
출하자별 거래물량 구성비



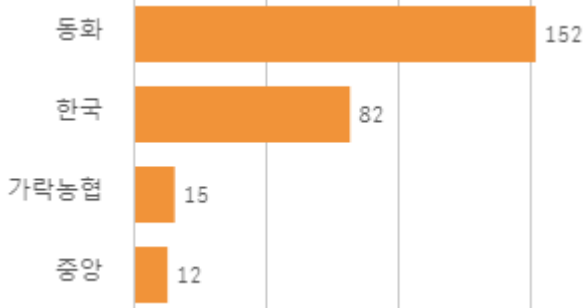
거래 단량별 물량 구성비



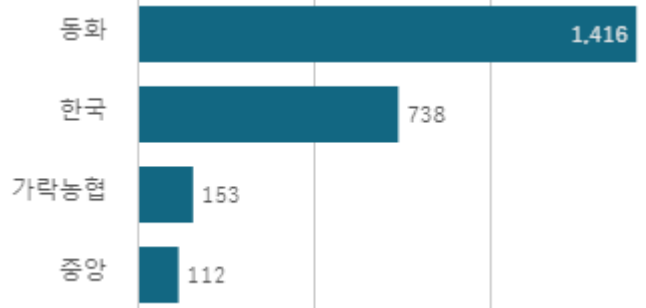
출하 품종별 거래금액 구성비



도매시장 법인별 거래물량(톤)

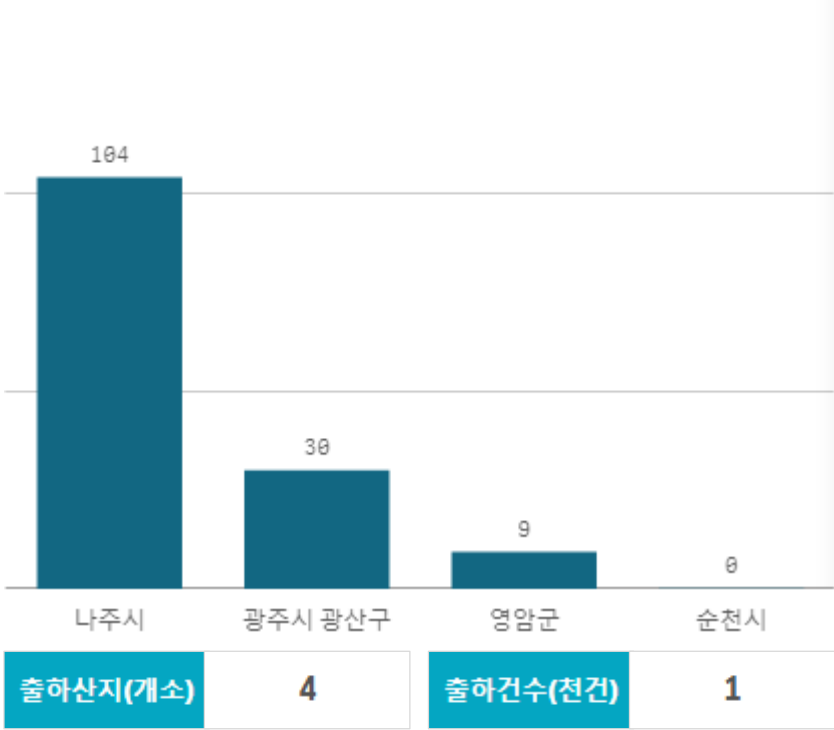


도매시장 법인별 거래금액(백만원)



돌미나리(4Kg)

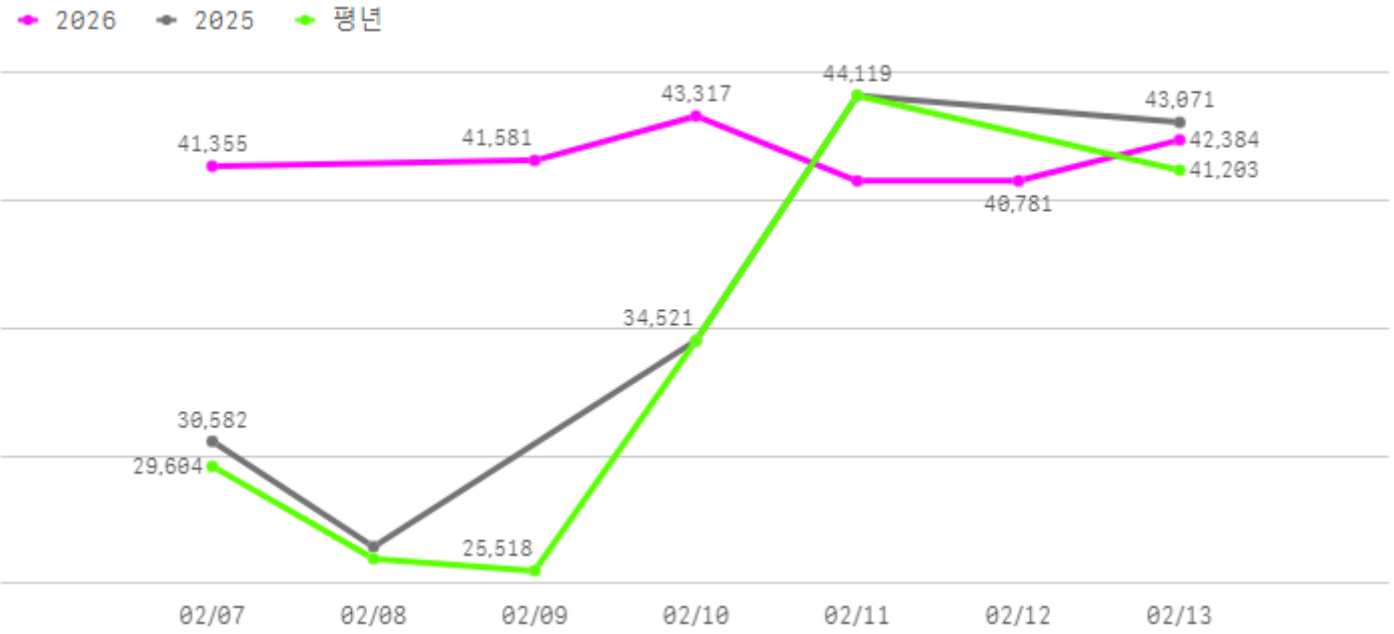
산지별 거래물량(톤)



산지별 주출하 시군구



주간 도매가격(원)



구분	금주(A)	전주(B)	전월(C)	전년(D)	평년(E)	A/B	A/C	A/D	A/E
가격(원)	41,700	41,406	42,626	35,750	36,529	100.7%	97.8%	116.6%	114.2%

※ 상품 가격 기준

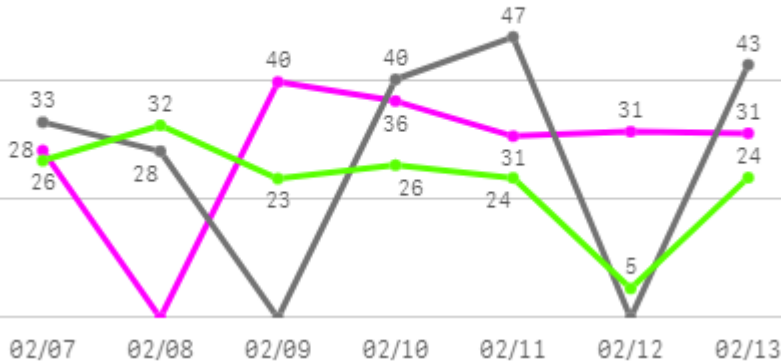
□ 돌미나리(4Kg) 주간 가격

구분	Q	품종	Q	단량	Q	특	상	보통	하
2026-02-07		돌미나리		4Kg		-	41,355	35,045	26,171
2026-02-09		돌미나리		4Kg		-	41,581	38,028	29,284
2026-02-10		돌미나리		4Kg		-	43,317	37,131	28,358
2026-02-11		돌미나리		4Kg		-	40,781	34,820	23,956
2026-02-12		돌미나리		4Kg		-	40,781	34,820	23,956
2026-02-13		돌미나리		4Kg		-	42,384	36,157	27,353
평균						-	41,700	36,000	26,513

열무

주간 반입량(톤)

◆ 2026 ● 2025 ▲ 평년

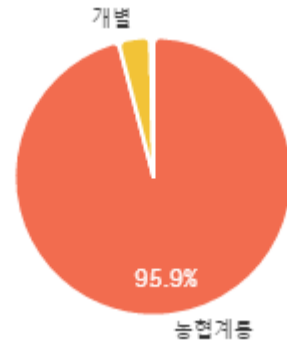


구분	금주(A)	전주(B)	전월(C)	전년(D)	평년(E)	A/B	A/C	A/D	A/E
물량(톤)	197	136	99	191	179	145.3%	200.1%	103.3%	110.1%

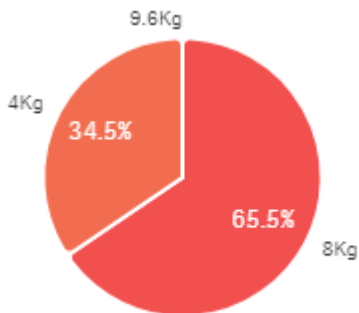
출하 품종별 거래물량 구성비



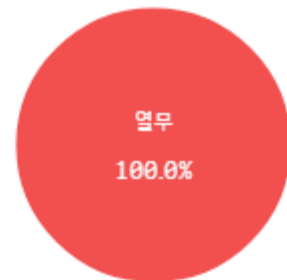
출하자별 거래물량 구성비



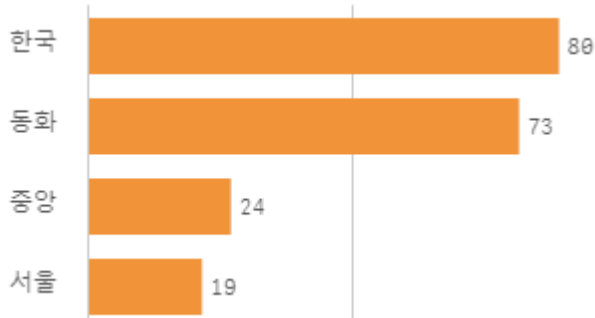
거래 단량별 물량 구성비



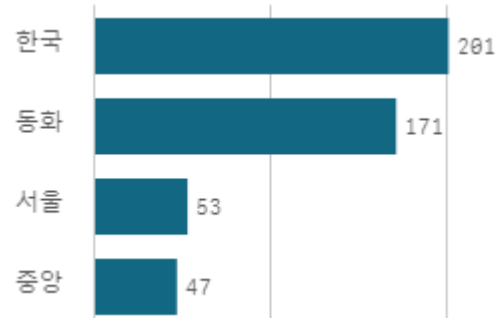
출하 품종별 거래금액 구성비



도매시장 법인별 거래물량(톤)



도매시장 법인별 거래금액(백만원)



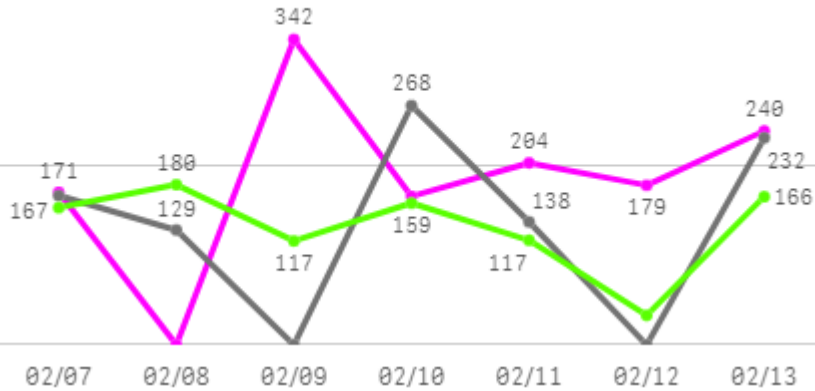
□ 열무(4Kg) 주간 가격

구분	Q	품종	Q	단량	Q	특	상	보통	하
2026-02-07		열무		4Kg		-	11,650	9,181	6,142
2026-02-09		열무		4Kg		-	12,645	8,714	6,023
2026-02-10		열무		4Kg		-	11,169	7,363	5,549
2026-02-11		열무		4Kg		-	12,151	7,885	5,428
2026-02-12		열무		4Kg		-	12,562	8,343	4,701
2026-02-13		열무		4Kg		-	14,177	9,401	5,341
평균						-	12,392	8,481	5,531

오이

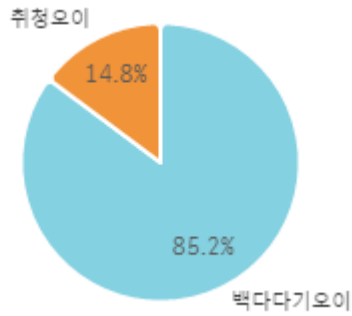
주간 반입량(톤)

◆ 2026 ● 2025 ▲ 평년

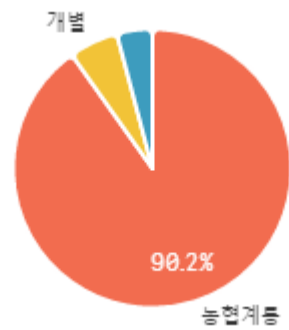


구분	금주(A)	전주(B)	전월(C)	전년(D)	평년(E)	A/B	A/C	A/D	A/E
물량(톤)	1,303	1,180	977	934	1,027	110.4%	133.3%	139.5%	126.9%

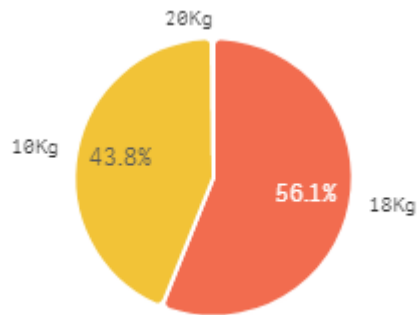
출하 품종별 거래물량 구성비



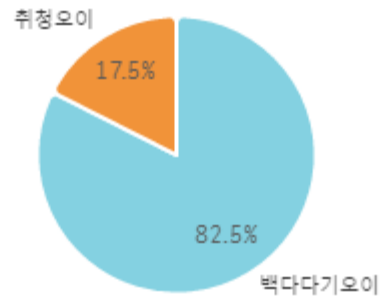
출하자별 거래물량 구성비



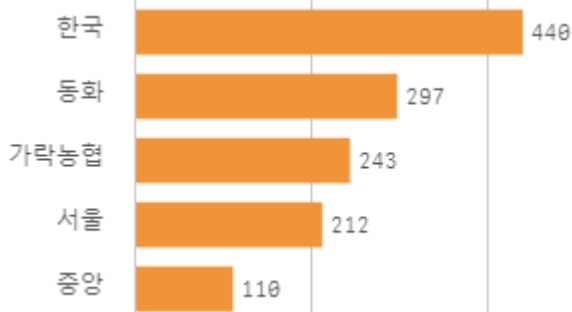
거래 단량별 물량 구성비



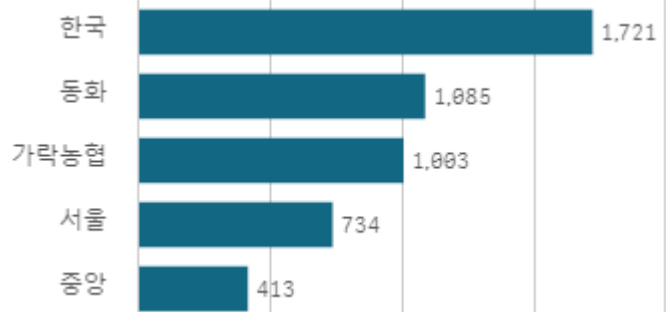
출하 품종별 거래금액 구성비



도매시장 법인별 거래물량(톤)

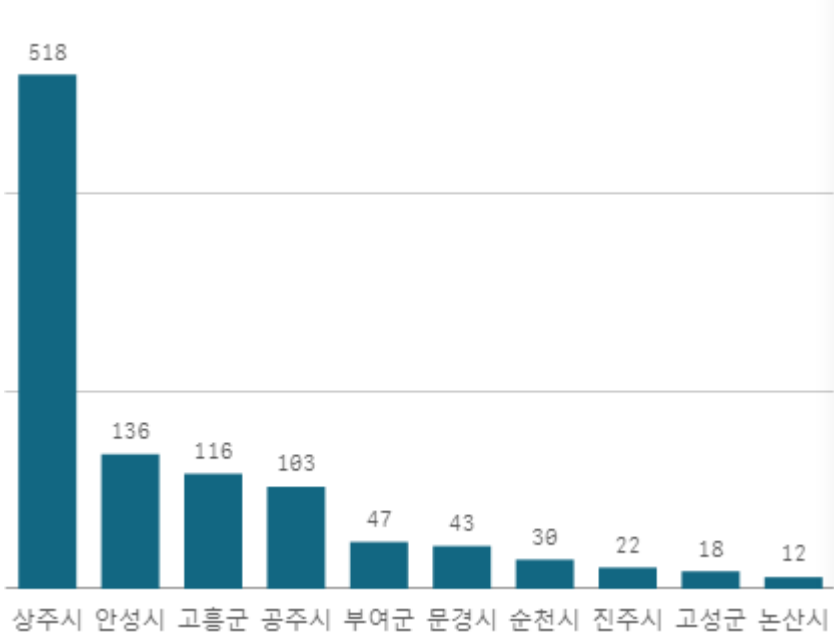


도매시장 법인별 거래금액(백만원)



백다다기오이(100개)

산지별 거래물량(톤)



출하산지(개소)

31

출하건수(천건)

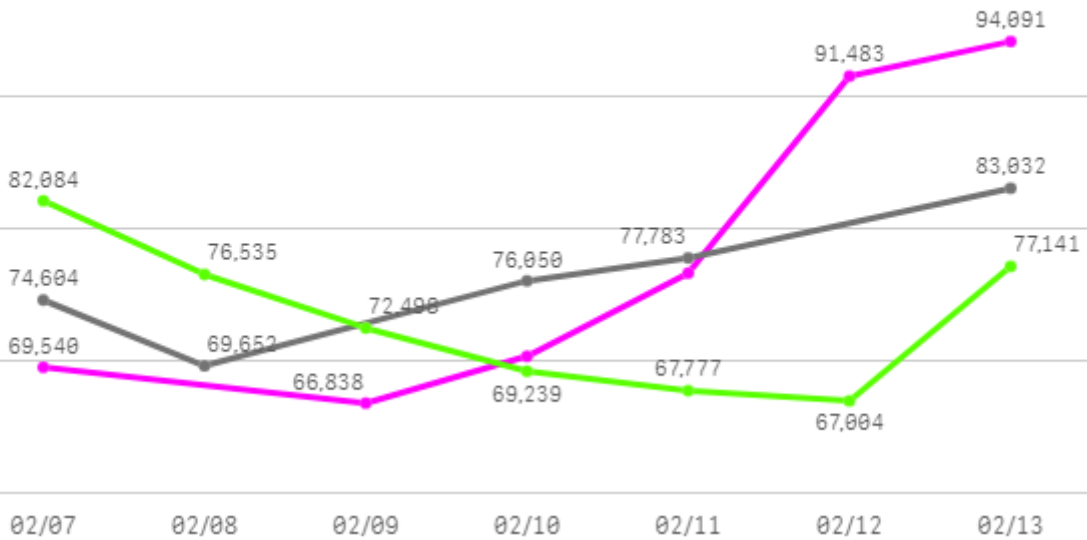
6

산지별 주출하 시군구



주간 도매가격(원)

◆ 2026 ● 2025 ◆ 평년



구분	금주(A)	전주(B)	전월(C)	전년(D)	평년(E)	A/B	A/C	A/D	A/E
가격(원)	78,159	68,692	73,410	76,224	73,791	113.8%	106.5%	102.5%	105.9%

※ 상품 가격 기준

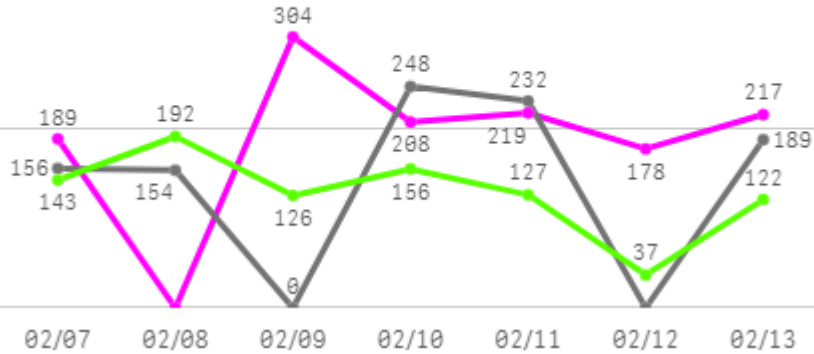
□ 백다다기오이(100개) 주간 가격

구분	Q	품종	Q	단량	Q	특	상	보통	하
2026-02-07		백다다기오이		100개		86,292	69,540	53,615	42,922
2026-02-09		백다다기오이		100개		85,073	66,838	52,984	43,851
2026-02-10		백다다기오이		100개		87,767	70,368	54,257	45,050
2026-02-11		백다다기오이		100개		98,918	76,635	62,675	48,008
2026-02-12		백다다기오이		100개		112,793	91,483	74,944	59,883
2026-02-13		백다다기오이		100개		118,869	94,091	76,760	58,075
평균						98,285	78,159	62,539	49,632

호박

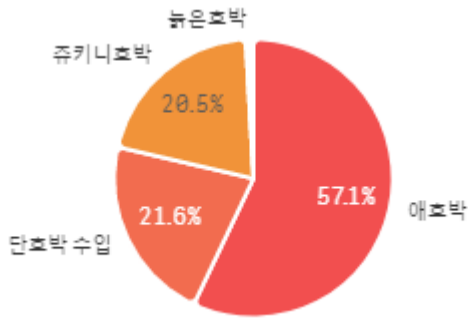
주간 반입량(톤)

◆ 2026 ● 2025 ▲ 평년

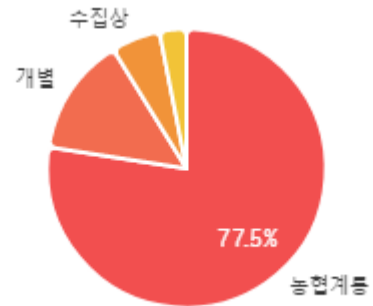


구분	금주(A)	전주(B)	전월(C)	전년(D)	평년(E)	A/B	A/C	A/D	A/E
물량(톤)	1,315	1,233	1,045	979	988	106.7%	125.9%	134.3%	133.1%

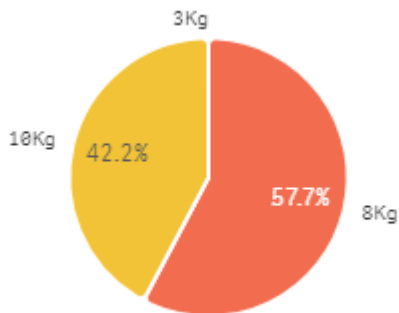
출하 품종별 거래물량 구성비



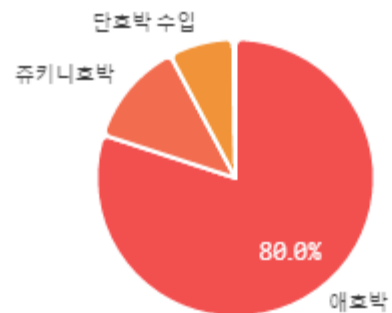
출하자별 거래물량 구성비



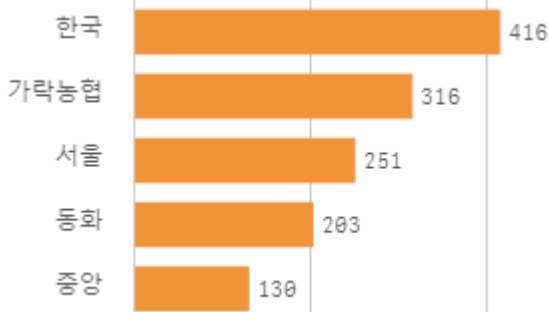
거래 단량별 물량 구성비



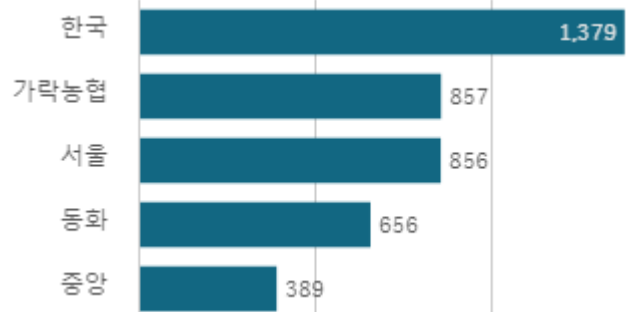
출하 품종별 거래금액 구성비



도매시장 법인별 거래물량(톤)

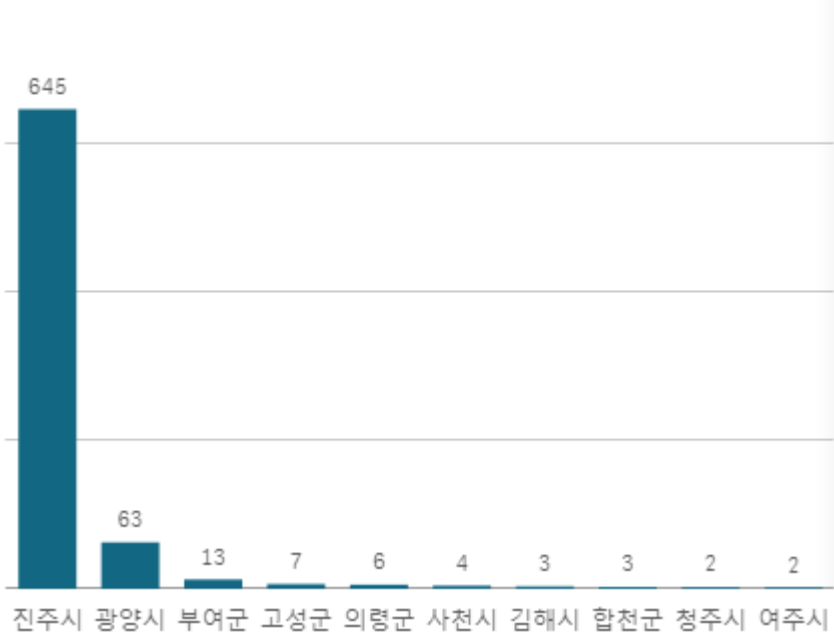


도매시장 법인별 거래금액(백만원)



애호박(20개)

산지별 거래물량(톤)



출하산지(개소)

15

출하건수(천건)

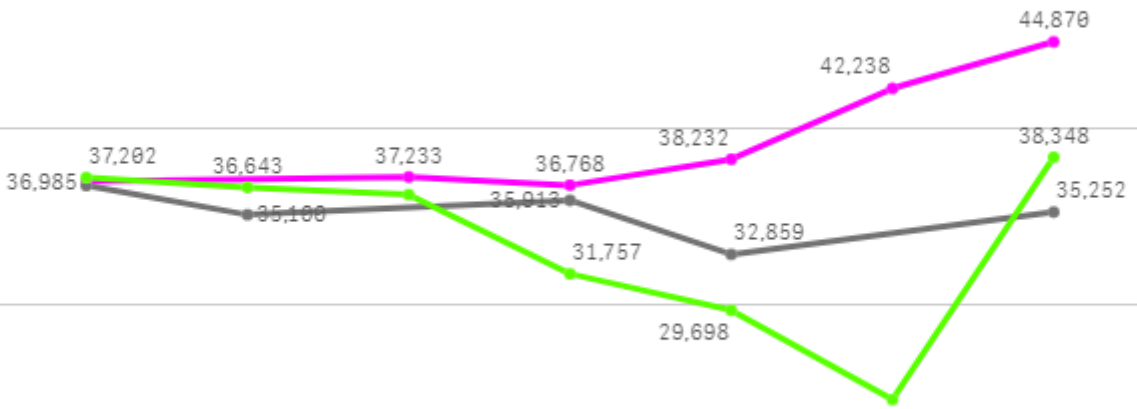
4

산지별 주출하 시군구



주간 도매가격(원)

◆ 2026 ● 2025 ◆ 평년



02/07 02/08 02/09 02/10 02/11 02/12 02/13

구분	금주(A)	전주(B)	전월(C)	전년(D)	평년(E)	A/B	A/C	A/D	A/E
가격(원)	39,388	36,519	33,539	35,174	35,624	107.9%	117.4%	112.0%	110.6%

※ 상품 가격 기준

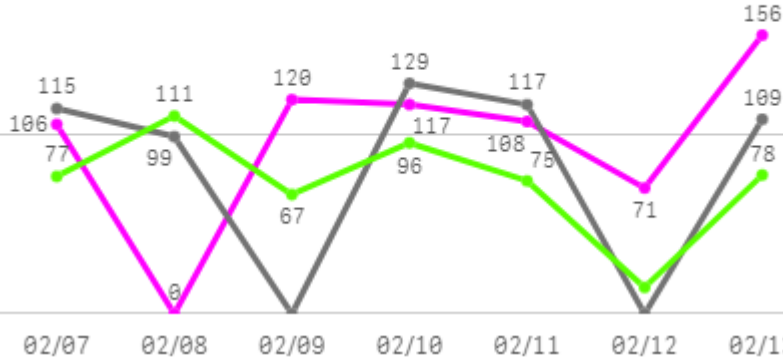
□ 애호박(20개) 주간 가격

구분	Q	품종	Q	단량	Q	특	상	보통	하
2026-02-07		애호박		20개		39,999	36,985	34,103	27,262
2026-02-09		애호박		20개		40,132	37,233	34,012	27,090
2026-02-10		애호박		20개		40,448	36,768	33,355	26,787
2026-02-11		애호박		20개		41,655	38,232	34,390	28,561
2026-02-12		애호박		20개		45,836	42,238	37,079	30,664
2026-02-13		애호박		20개		48,394	44,870	38,815	29,952
평균						42,744	39,388	35,292	28,386

토마토

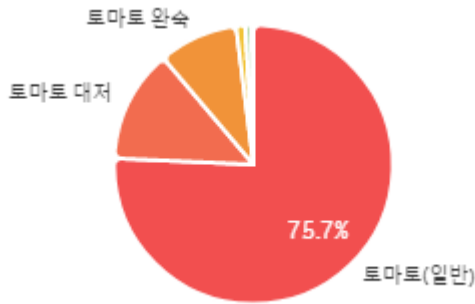
주간 반입량(톤)

◆ 2026 ● 2025 ▲ 평년

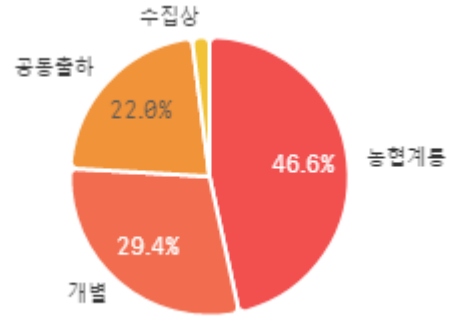


구분	금주(A)	전주(B)	전월(C)	전년(D)	평년(E)	A/B	A/C	A/D	A/E
물량(톤)	678	627	660	570	558	108.2%	102.8%	119.0%	121.6%

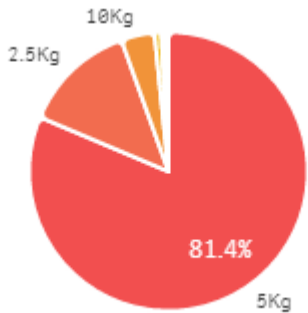
출하 품종별 거래물량 구성비



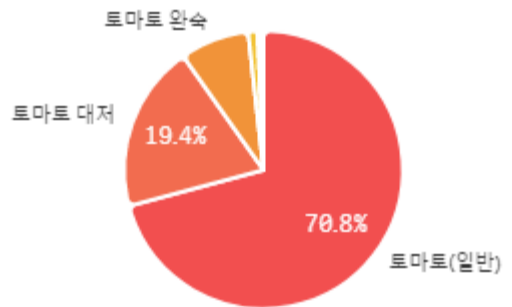
출하자별 거래물량 구성비



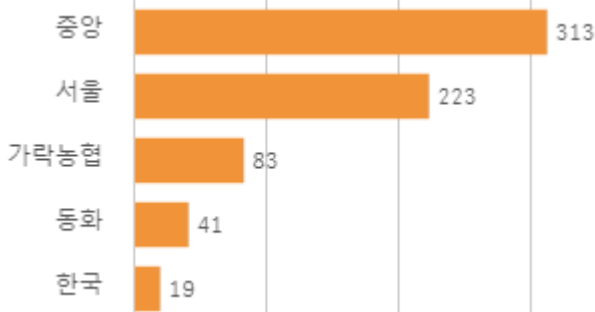
거래 단량별 물량 구성비



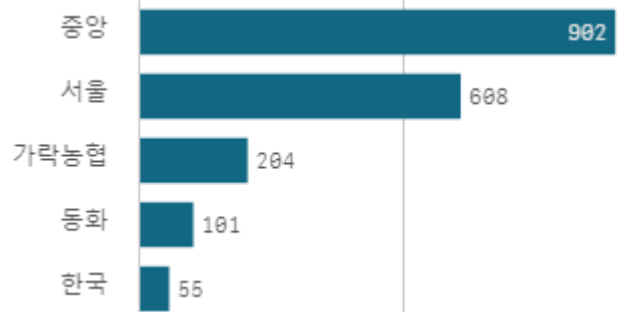
출하 품종별 거래금액 구성비



도매시장 법인별 거래물량(톤)

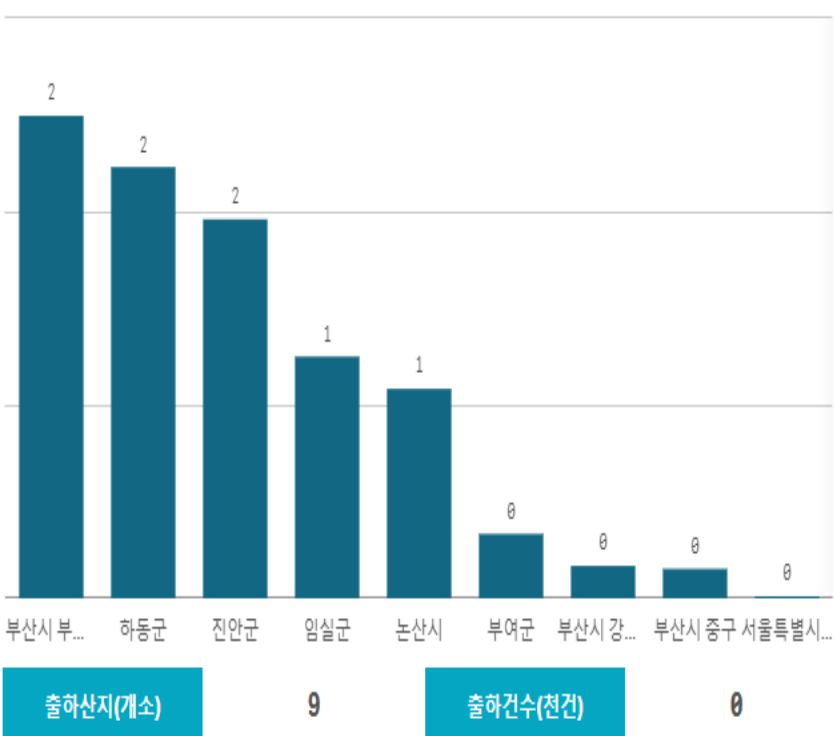


도매시장 법인별 거래금액(백만원)



토마토(5Kg)

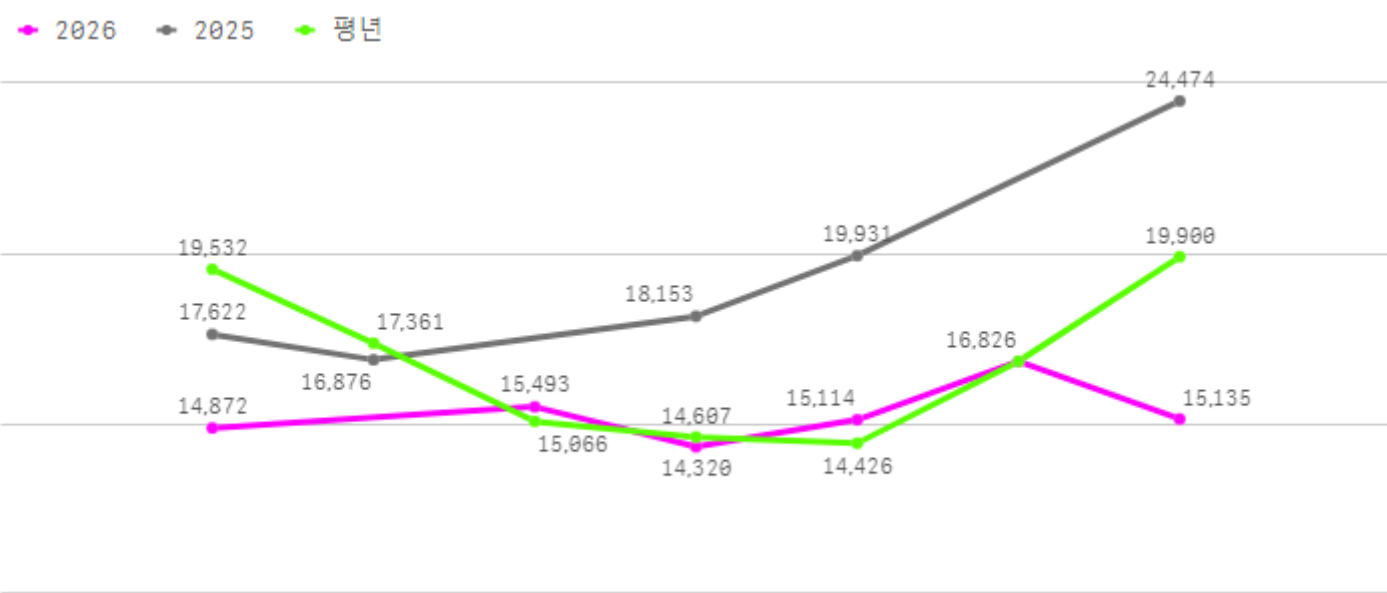
산지별 거래물량(톤)



산지별 주출하 시군구



주간 도매가격(원)



구분	금주(A)	전주(B)	전월(C)	전년(D)	평년(E)	A/B	A/C	A/D	A/E
가격(원)	15,293	16,164	12,202	19,411	17,335	94.6%	125.3%	78.8%	88.2%

※ 상품 가격 기준

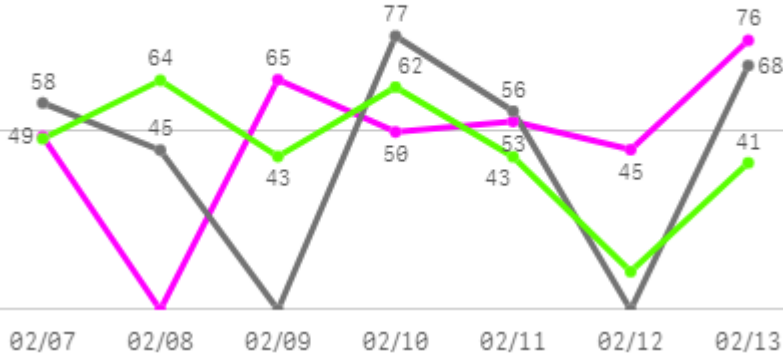
□ 토마토(5Kg) 주간 가격

구분	Q	품종	Q	단량	Q	특	상	보통	하
2026-02-07		토마토		5Kg		16,697	14,872	12,336	9,246
2026-02-09		토마토		5Kg		17,574	15,493	12,855	10,698
2026-02-10		토마토		5Kg		16,216	14,320	12,468	9,521
2026-02-11		토마토		5Kg		16,886	15,114	12,437	7,823
2026-02-12		토마토		5Kg		19,925	16,826	13,314	10,247
2026-02-13		토마토		5Kg		17,894	15,135	11,990	7,979
평균						17,532	15,293	12,567	9,252

방울토마토

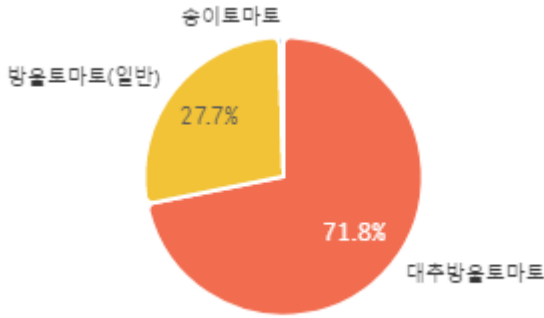
주간 반입량(톤)

◆ 2026 ● 2025 ▲ 평년

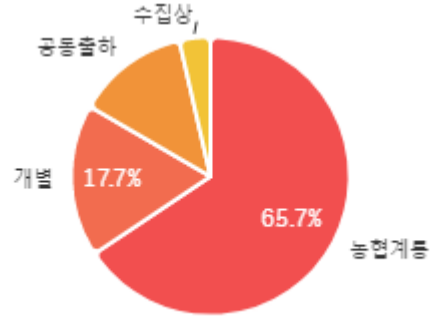


구분	금주(A)	전주(B)	전월(C)	전년(D)	평년(E)	A/B	A/C	A/D	A/E
물량(톤)	336	302	323	304	320	111.2%	104.0%	110.7%	104.9%

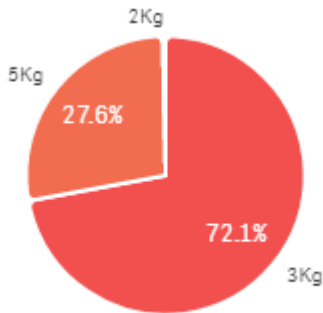
출하 품종별 거래물량 구성비



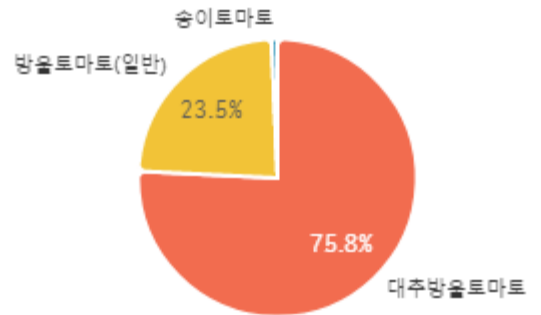
출하자별 거래물량 구성비



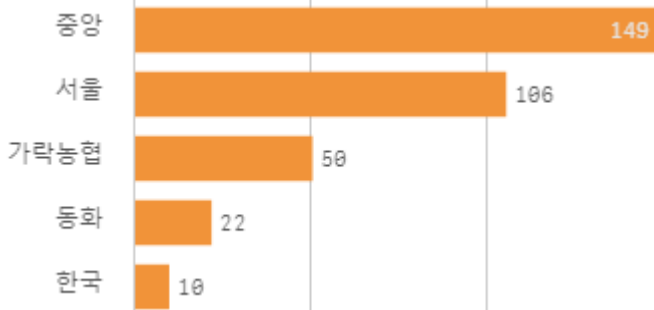
거래 단량별 물량 구성비



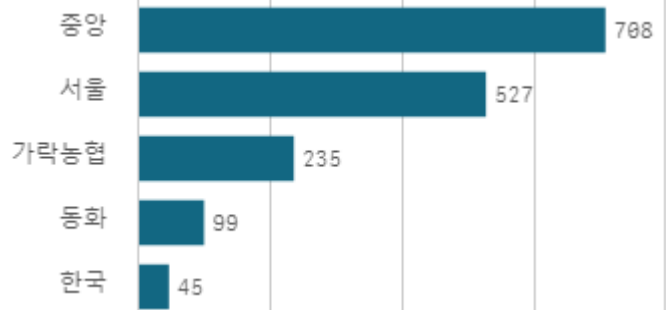
출하 품종별 거래금액 구성비



도매시장 법인별 거래물량(톤)

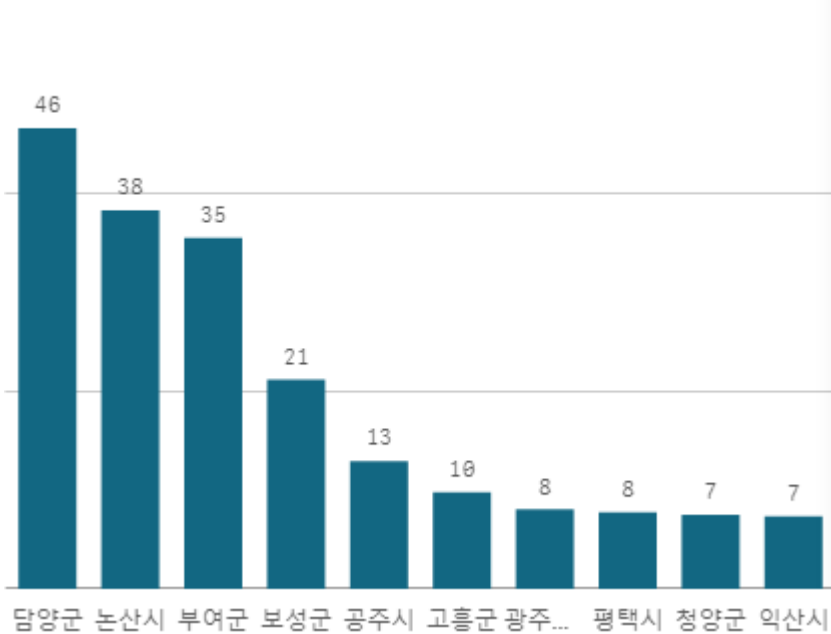


도매시장 법인별 거래금액(백만원)



대추방울토마토(3Kg)

산지별 거래물량(톤)



산지별 주출하 시군구



출하산지(개소)

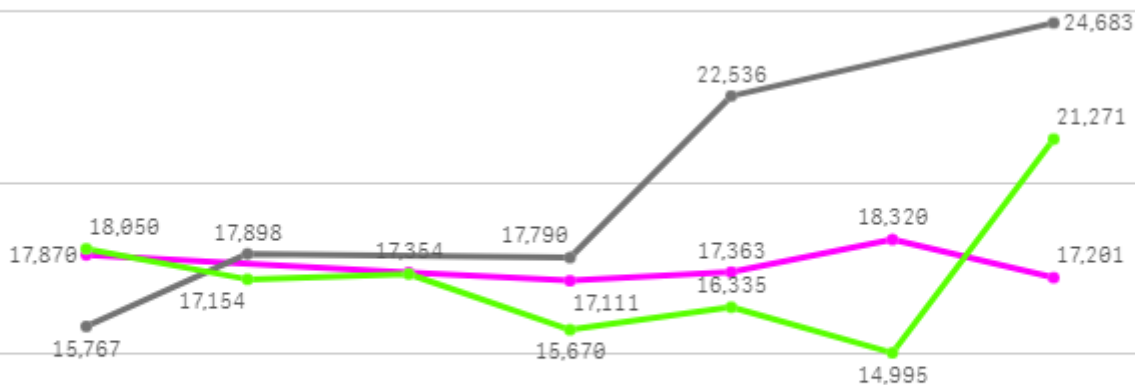
42

출하건수(천건)

3

주간 도매가격(원)

◆ 2026 ● 2025 ◆ 평년



02/07 02/08 02/09 02/10 02/11 02/12 02/13

구분	금주(A)	전주(B)	전월(C)	전년(D)	평년(E)	A/B	A/C	A/D	A/E
가격(원)	17,537	18,219	18,059	19,735	17,988	96.3%	97.1%	88.9%	97.5%

※ 상품 가격 기준

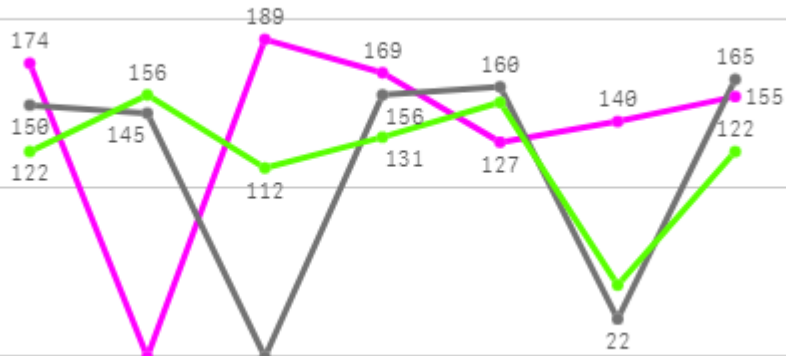
□ 대추방울토마토(3Kg) 주간 가격

구분	Q	품종	Q	단량	Q	특	상	보통	하
2026-02-07		대추방울토마토		3Kg		21,231	17,870	15,123	12,285
2026-02-09		대추방울토마토		3Kg		25,307	17,354	15,308	12,324
2026-02-10		대추방울토마토		3Kg		24,644	17,111	14,723	10,765
2026-02-11		대추방울토마토		3Kg		21,329	17,363	14,196	10,442
2026-02-12		대추방울토마토		3Kg		20,952	18,320	15,379	11,825
2026-02-13		대추방울토마토		3Kg		22,621	17,201	13,458	9,483
평균						22,681	17,537	14,698	11,187

딸기

주간 반입량(톤)

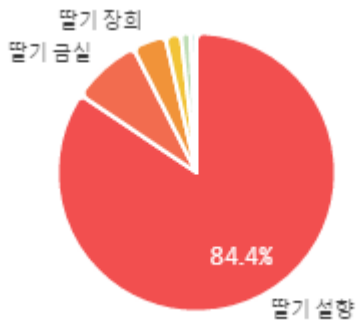
◆ 2026 ● 2025 ▲ 평년



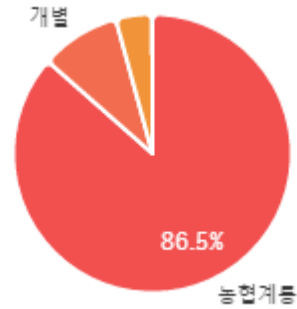
02/07 02/08 02/09 02/10 02/11 02/12 02/13

구분	금주(A)	전주(B)	전월(C)	전년(D)	평년(E)	A/B	A/C	A/D	A/E
물량(톤)	954	746	712	798	859	127.7%	134.0%	119.6%	111.1%

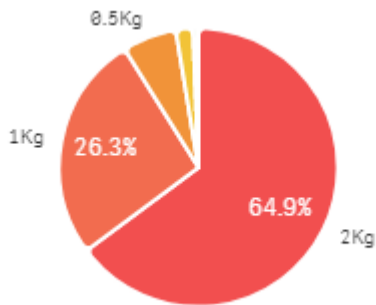
출하 품종별 거래물량 구성비



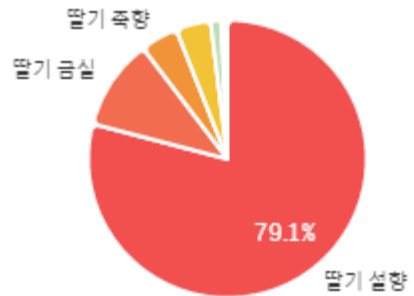
출하자별 거래물량 구성비



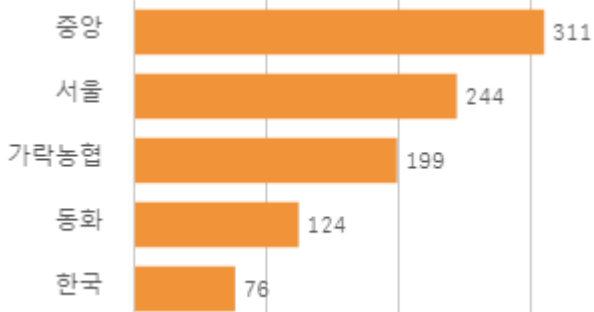
거래 단량별 물량 구성비



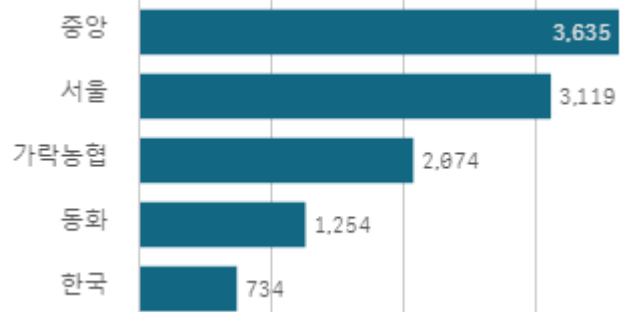
출하 품종별 거래금액 구성비



도매시장 법인별 거래물량(톤)

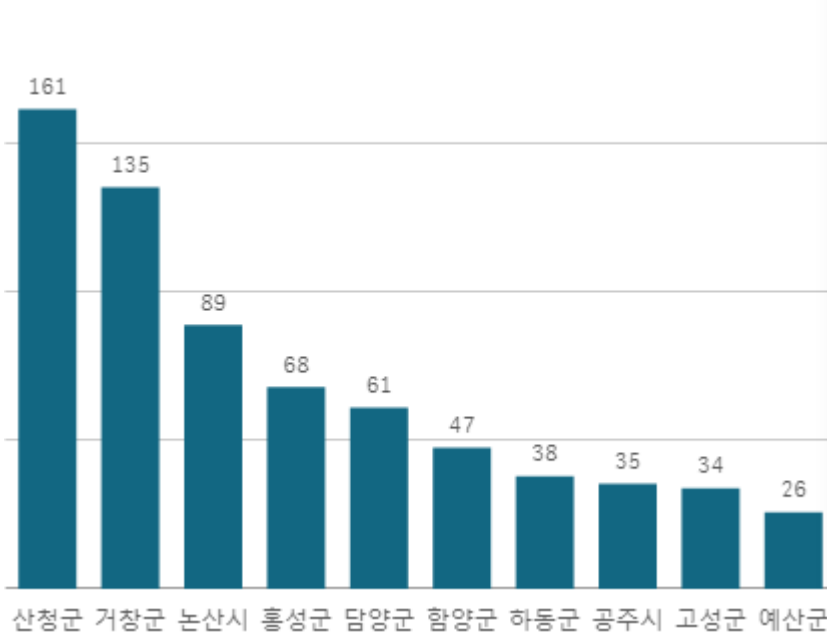


도매시장 법인별 거래금액(백만원)



딸기 설향(1Kg)

산지별 거래물량(톤)



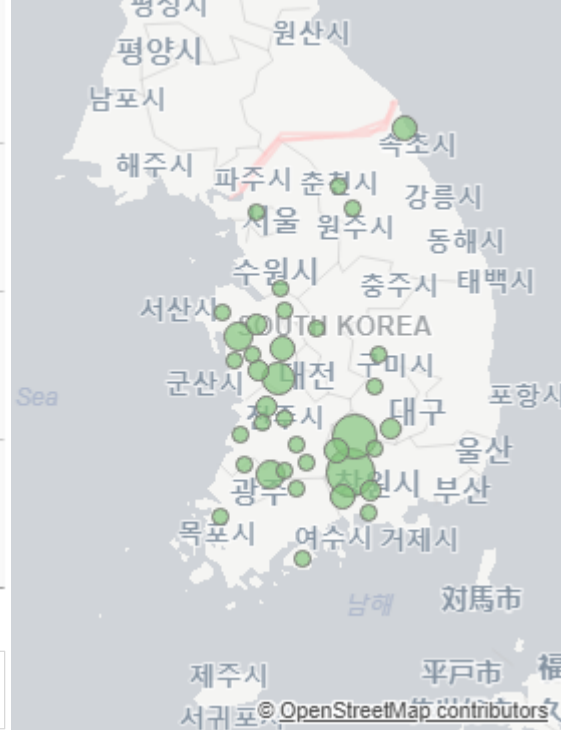
출하산지(개소)

38

출하건수(천건)

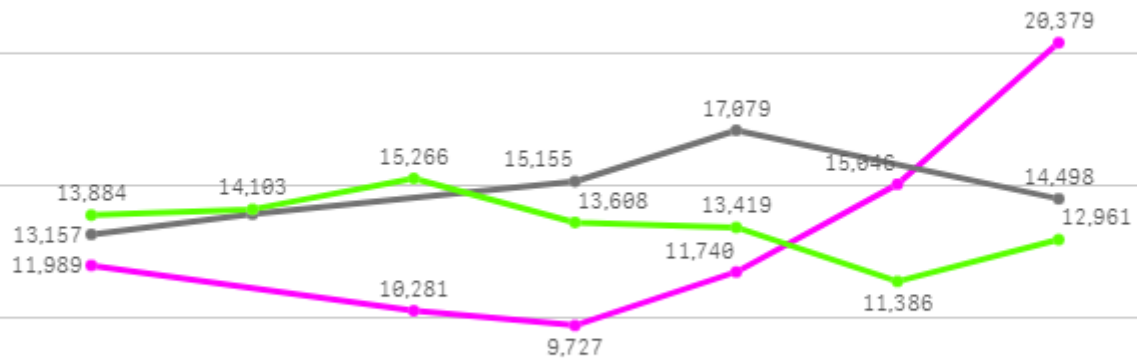
23

산지별 주출하 시군구



주간 도매가격(원)

◆ 2026 ● 2025 ◆ 평년



02/07 02/08 02/09 02/10 02/11 02/12 02/13

구분	금주(A)	전주(B)	전월(C)	전년(D)	평년(E)	A/B	A/C	A/D	A/E
가격(원)	13,194	15,107	20,860	14,761	13,792	87.3%	63.2%	89.4%	95.7%

※ 상품 가격 기준

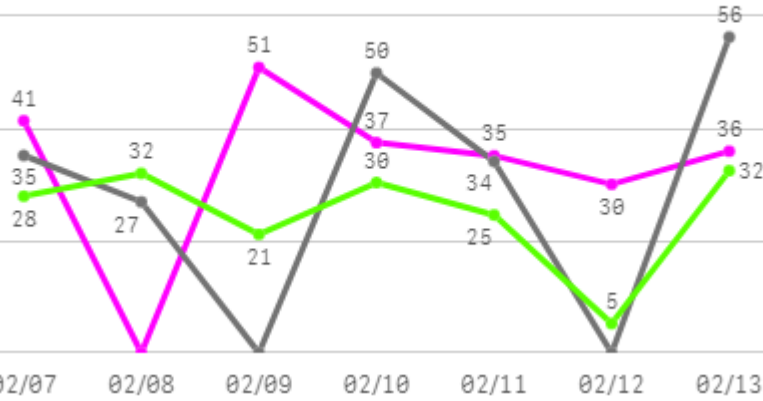
□ 딸기 설향(1Kg) 주간 가격

구분	Q	품종	Q	단량	Q	특	상	보통	하
2026-02-07		딸기 설향		1Kg		14,095	11,989	9,660	6,142
2026-02-09		딸기 설향		1Kg		12,759	10,281	7,973	5,334
2026-02-10		딸기 설향		1Kg		11,428	9,727	7,643	5,213
2026-02-11		딸기 설향		1Kg		13,186	11,740	10,044	5,707
2026-02-12		딸기 설향		1Kg		16,236	15,046	14,037	8,981
2026-02-13		딸기 설향		1Kg		22,482	20,379	18,008	11,926
평균						15,031	13,194	11,228	7,217

가지

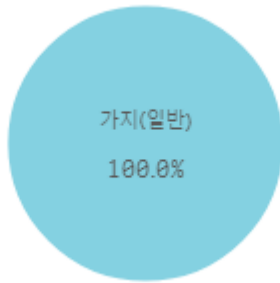
주간 반입량(톤)

◆ 2026 ● 2025 ▲ 평년

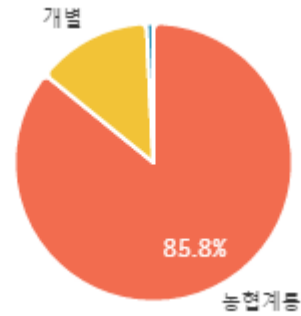


구분	금주(A)	전주(B)	전월(C)	전년(D)	평년(E)	A/B	A/C	A/D	A/E
물량(톤)	231	213	230	202	189	108.5%	100.4%	114.1%	122.2%

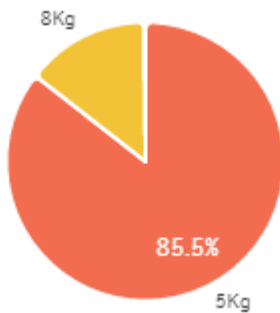
출하 품종별 거래물량 구성비



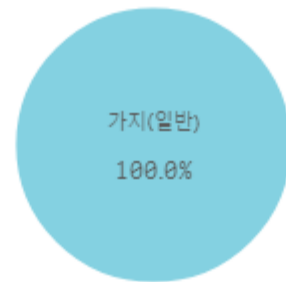
출하자별 거래물량 구성비



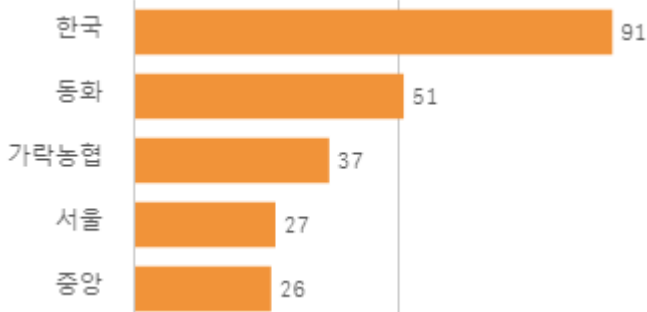
거래 단량별 물량 구성비



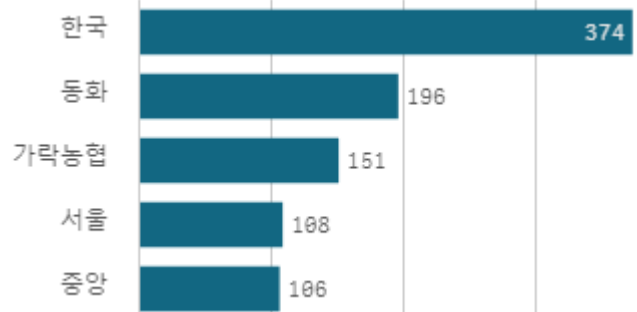
출하 품종별 거래금액 구성비



도매시장 법인별 거래물량(톤)

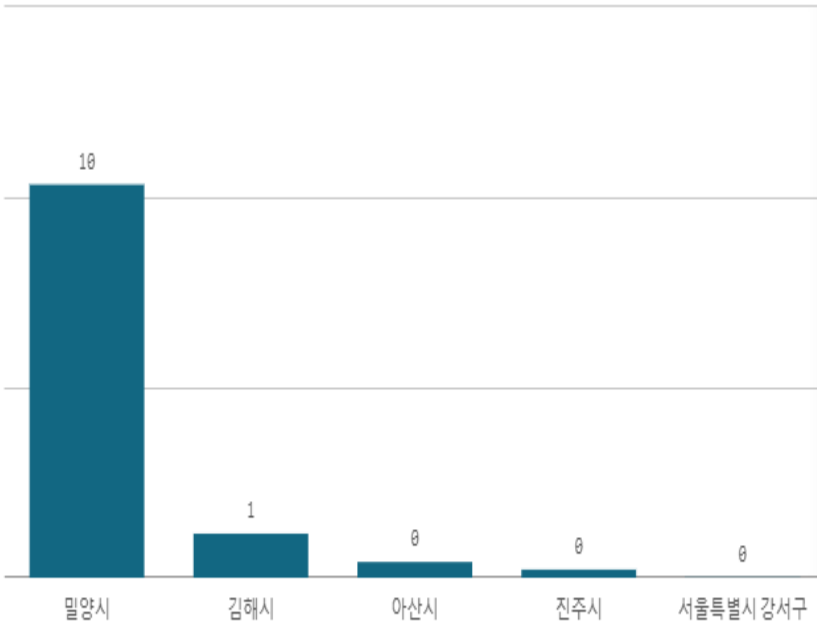


도매시장 법인별 거래금액(백만원)



가지(8Kg)

산지별 거래물량(톤)



출하산지(개소)

5

출하건수(전건)

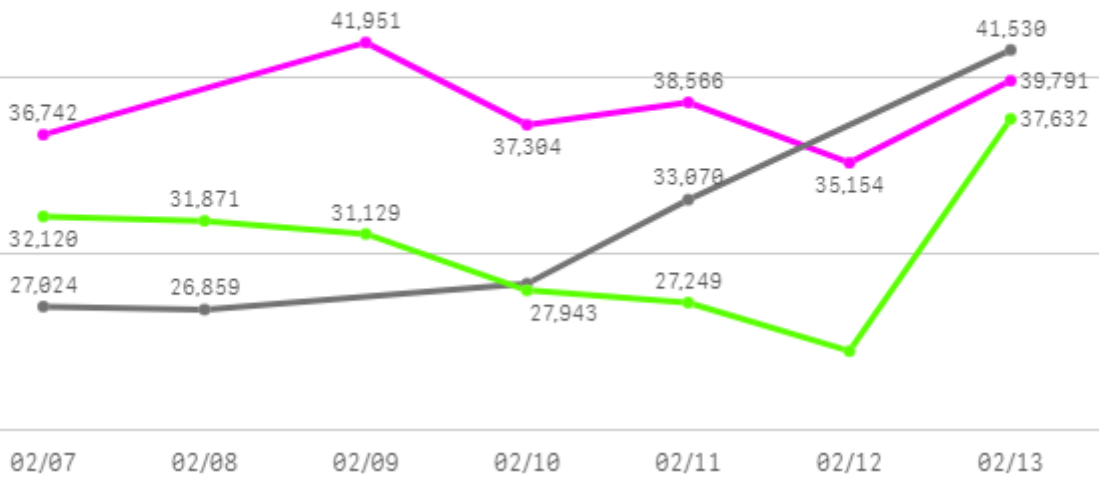
0

산지별 주출하 시군구



주간 도매가격(원)

◆ 2026 ● 2025 ◆ 평년



구분	금주(A)	전주(B)	전월(C)	전년(D)	평년(E)	A/B	A/C	A/D	A/E
가격(원)	38,251	36,033	31,868	31,360	32,559	106.2%	120.0%	122.0%	117.5%

※ 상품 가격 기준

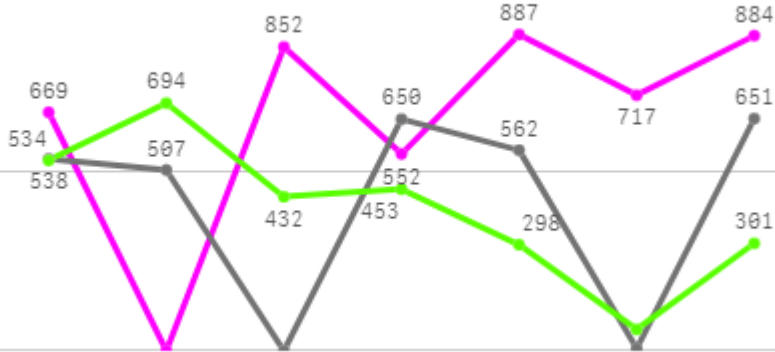
□ 가지(8Kg) 주간 가격

구분	Q	품종	Q	단량	Q	특	상	보통	하
2026-02-07		가지		8Kg		-	36,742	29,360	22,532
2026-02-09		가지		8Kg		-	41,951	37,276	22,957
2026-02-10		가지		8Kg		-	37,304	32,386	21,357
2026-02-11		가지		8Kg		-	38,566	31,472	25,880
2026-02-12		가지		8Kg		-	35,154	32,303	23,452
2026-02-13		가지		8Kg		-	39,791	34,296	27,363
평균						-	38,251	32,849	23,924

무

주간 반입량(톤)

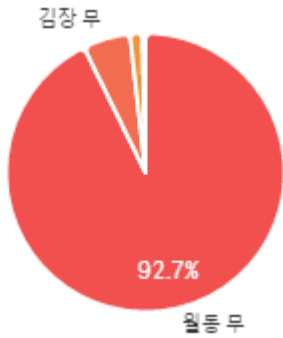
● 2026 ● 2025 ● 평년



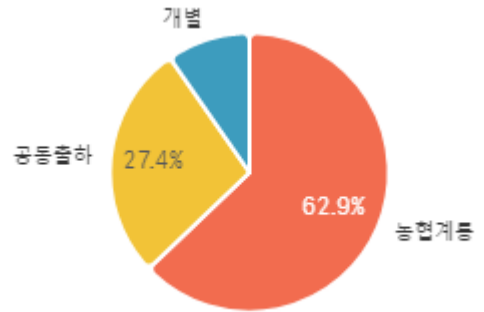
02/07 02/08 02/09 02/10 02/11 02/12 02/13

구분	금주(A)	전주(B)	전월(C)	전년(D)	평년(E)	A/B	A/C	A/D	A/E
물량(톤)	4,559	4,744	3,249	2,915	3,121	96.1%	140.3%	156.4%	146.1%

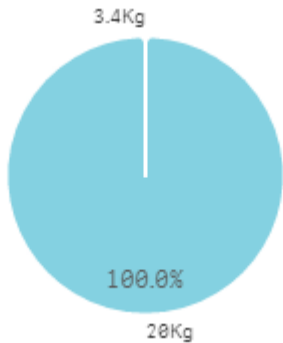
출하 품종별 거래물량 구성비



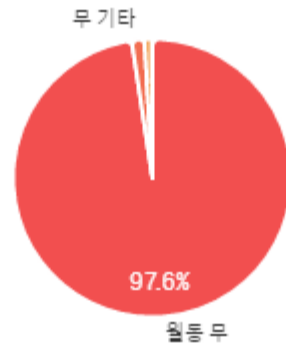
출하자별 거래물량 구성비



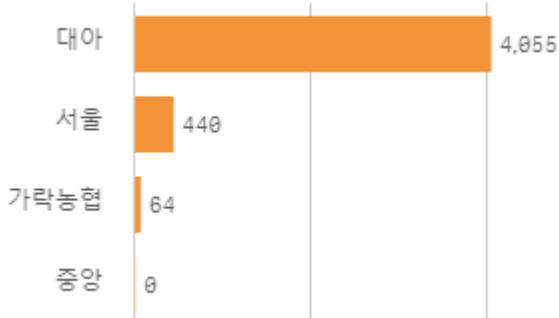
거래 단량별 물량 구성비



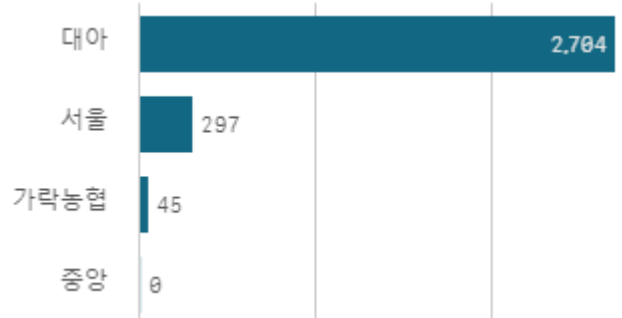
출하 품종별 거래금액 구성비



도매시장 법인별 거래물량(톤)

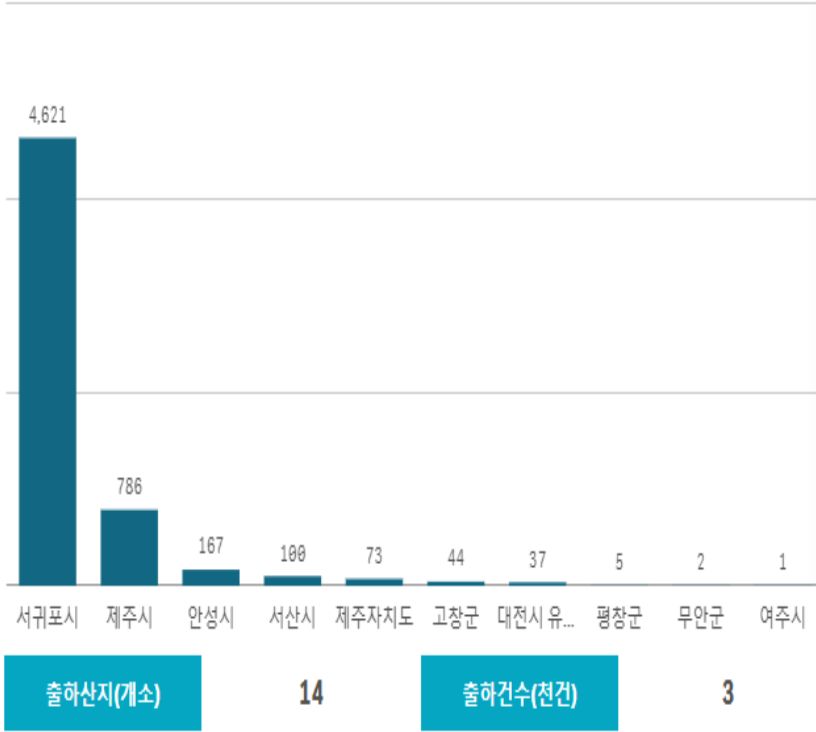


도매시장 법인별 거래금액(백만원)



무(20Kg)

산지별 거래물량(톤)

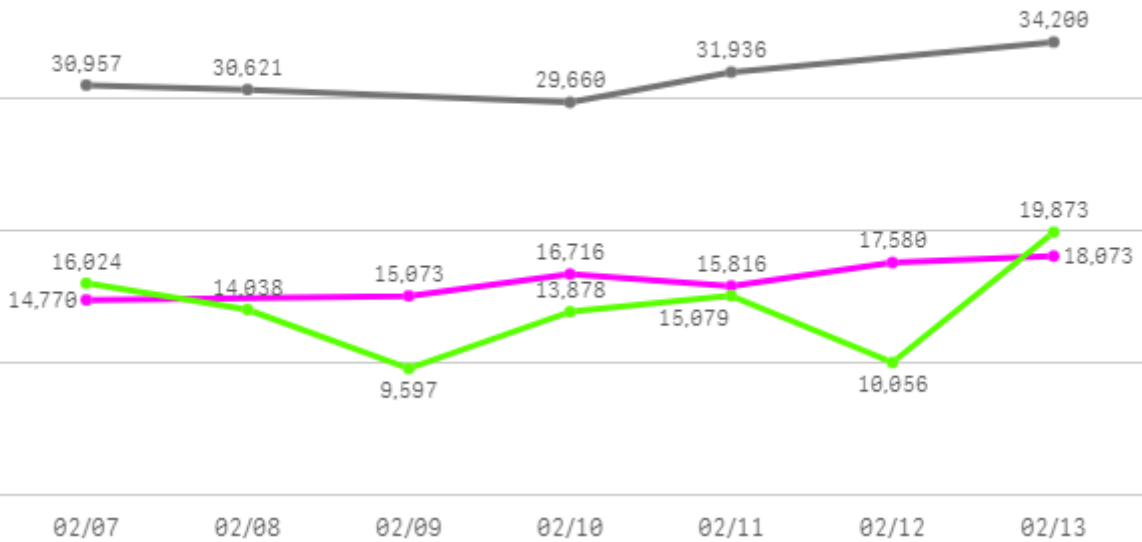


산지별 주출하 시군구



주간 도매가격(원)

◆ 2026 ● 2025 ▲ 평년



구분	금주(A)	전주(B)	전월(C)	전년(D)	평년(E)	A/B	A/C	A/D	A/E
가격(원)	16,338	14,722	12,651	31,475	15,752	111.0%	129.1%	51.9%	103.7%

※ 상품 가격 기준

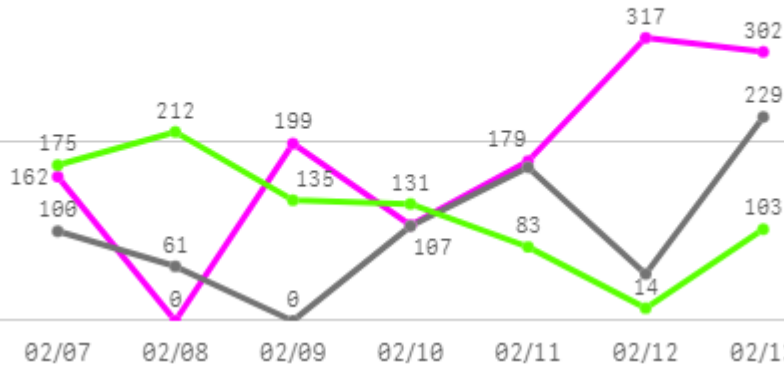
□ 무(20Kg) 주간 가격

구분	Q	품종	Q	단량	Q	특	상	보통	하
2026-02-07		무		20Kg		17,278	14,770	12,510	8,981
2026-02-09		무		20Kg		17,463	15,073	12,820	9,090
2026-02-10		무		20Kg		19,042	16,716	13,864	10,535
2026-02-11		무		20Kg		18,596	15,816	12,834	5,049
2026-02-12		무		20Kg		20,209	17,580	13,347	4,678
2026-02-13		무		20Kg		21,245	18,073	14,053	5,387
평균						18,972	16,338	13,238	7,287

당근

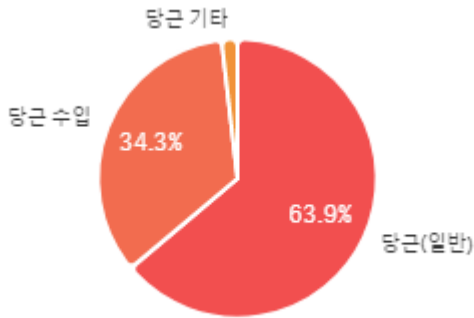
주간 반입량(톤)

◆ 2026 ● 2025 ▲ 평년

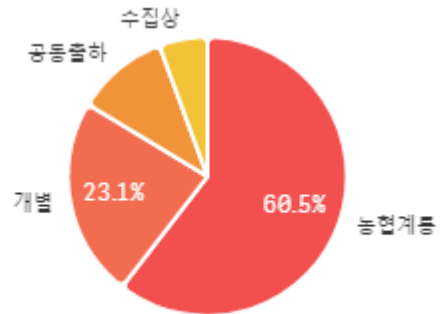


구분	금주(A)	전주(B)	전월(C)	전년(D)	평년(E)	A/B	A/C	A/D	A/E
물량(톤)	1,266	997	908	721	951	127.0%	139.5%	175.5%	133.2%

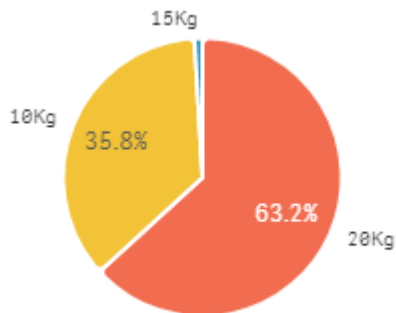
출하 품종별 거래물량 구성비



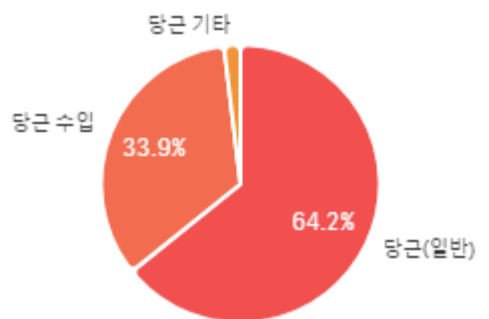
출하자별 거래물량 구성비



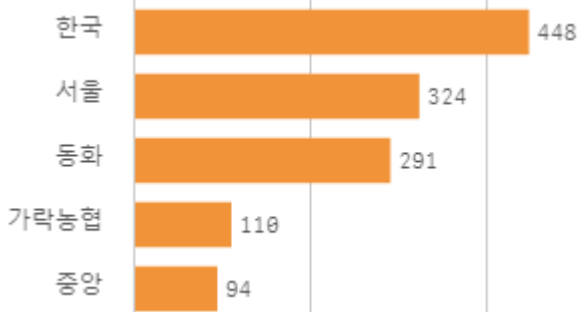
거래 단량별 물량 구성비



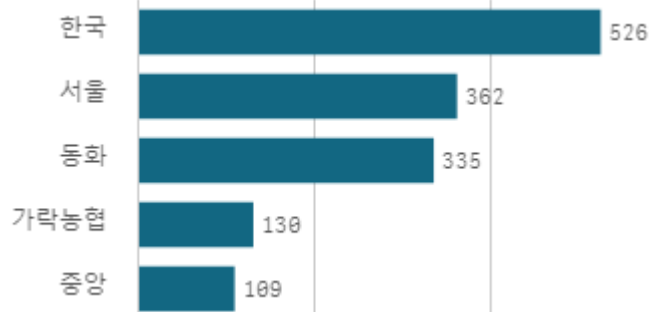
출하 품종별 거래금액 구성비



도매시장 법인별 거래물량(톤)

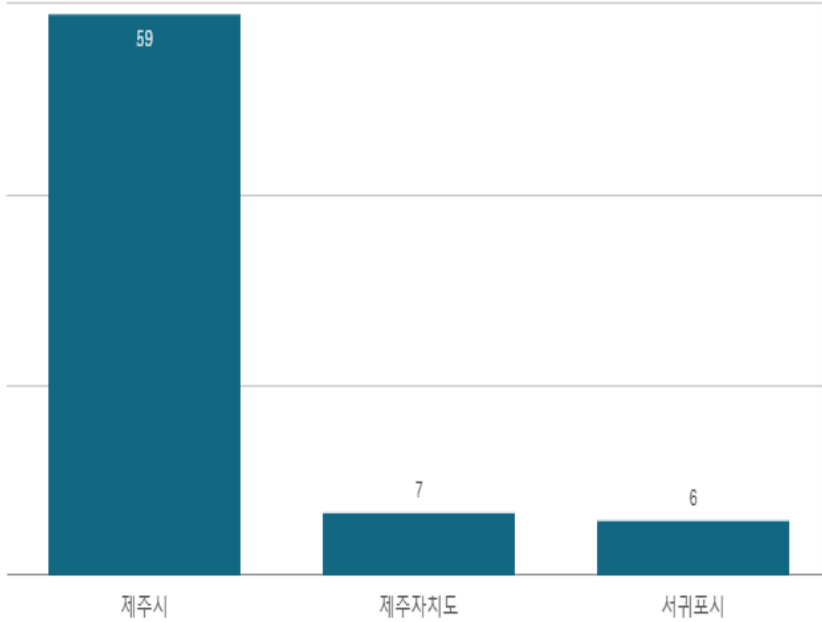


도매시장 법인별 거래금액(백만원)



당근(20Kg)

산지별 거래물량(톤)



산지별 주출하 시군구



출하산지(개소)

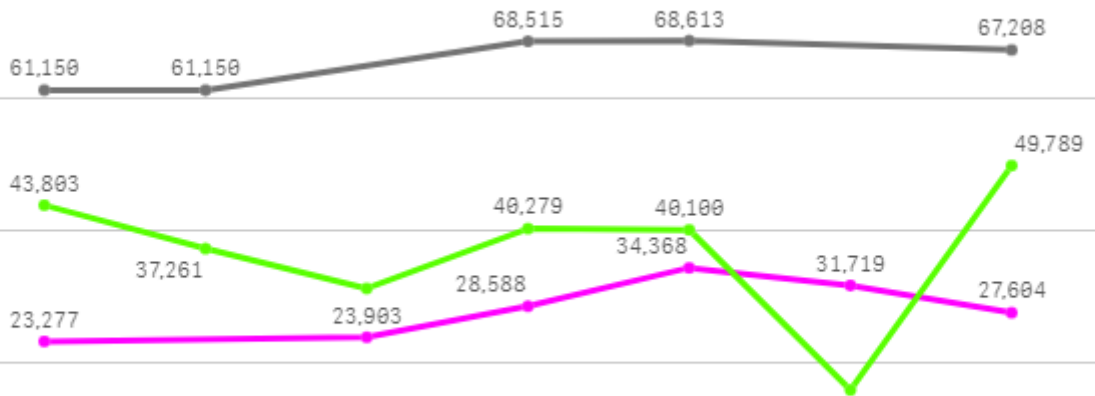
3

출하건수(전건)

0

주간 도매가격(원)

◆ 2026 ● 2025 ▲ 평년



02/07 02/08 02/09 02/10 02/11 02/12 02/13

구분	금주(A)	전주(B)	전월(C)	전년(D)	평년(E)	A/B	A/C	A/D	A/E
가격(원)	28,243	23,301	22,762	65,327	38,148	121.2%	124.1%	43.2%	74.0%

※ 상품 가격 기준

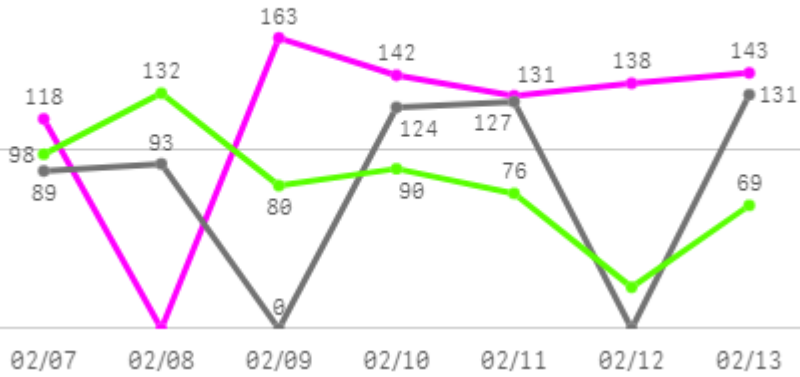
□ 당근(20Kg) 주간 가격

구분	Q	품종	Q	단량	Q	특	상	보통	하
2026-02-07		당근		20Kg		25,038	23,277	20,079	14,199
2026-02-09		당근		20Kg		27,582	23,903	19,386	12,703
2026-02-10		당근		20Kg		30,000	28,588	22,773	13,729
2026-02-11		당근		20Kg		37,102	34,368	28,095	16,444
2026-02-12		당근		20Kg		36,817	31,719	24,920	15,396
2026-02-13		당근		20Kg		31,654	27,604	20,491	12,944
평균						31,366	28,243	22,624	14,236

생고추

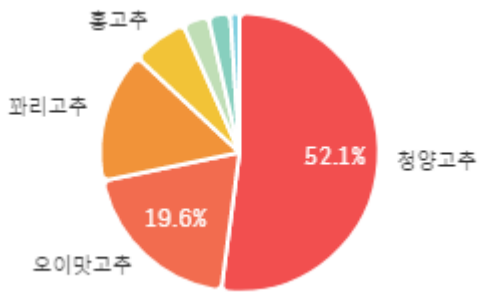
주간 반입량(톤)

◆ 2026 ● 2025 ▲ 평년

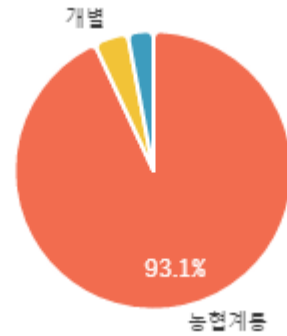


구분	금주(A)	전주(B)	전월(C)	전년(D)	평년(E)	A/B	A/C	A/D	A/E
물량(톤)	835	647	707	564	626	129.0%	118.1%	148.0%	133.4%

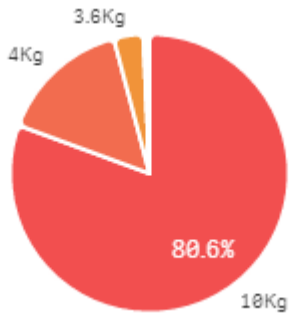
출하 품종별 거래물량 구성비



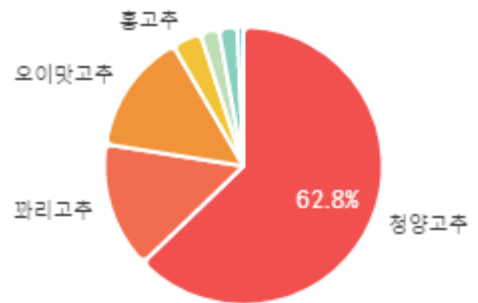
출하자별 거래물량 구성비



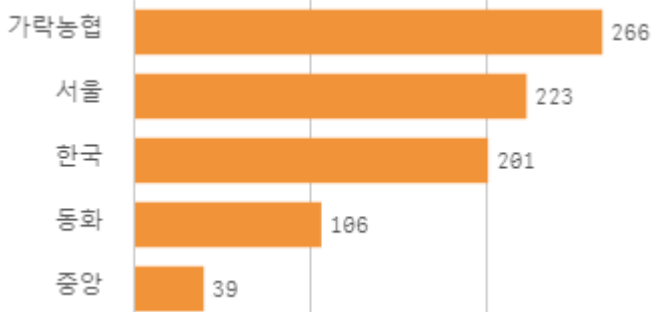
거래 단량별 물량 구성비



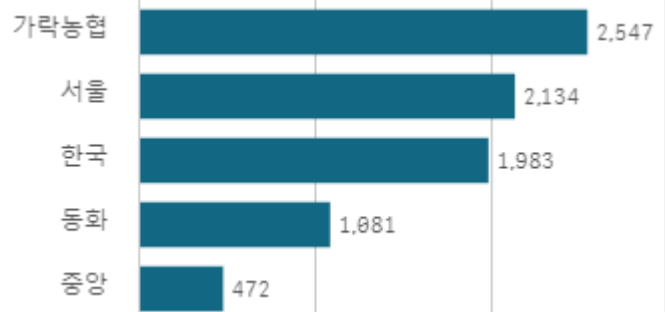
출하 품종별 거래금액 구성비



도매시장 법인별 거래물량(톤)

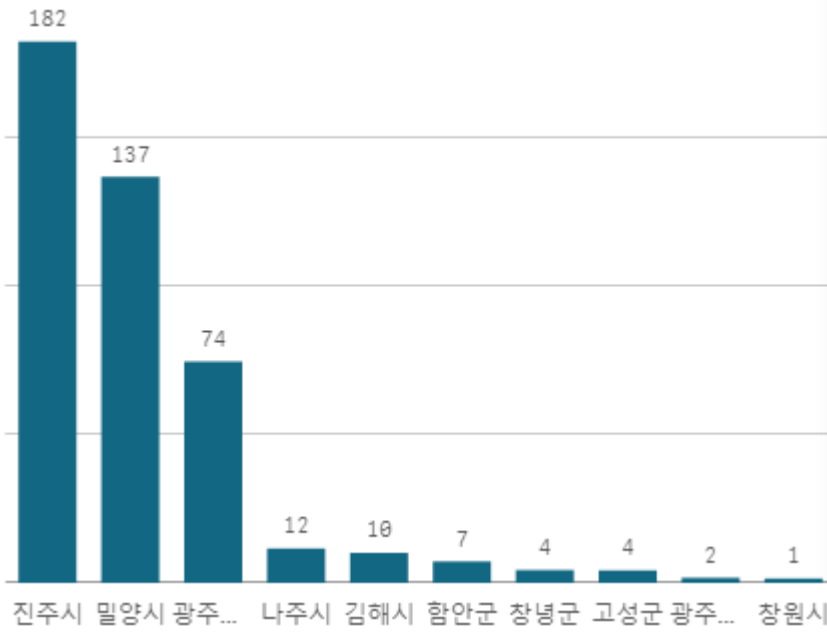


도매시장 법인별 거래금액(백만원)



청양고추(10Kg)

산지별 거래물량(톤)



출하산지(개소)

15

출하건수(천건)

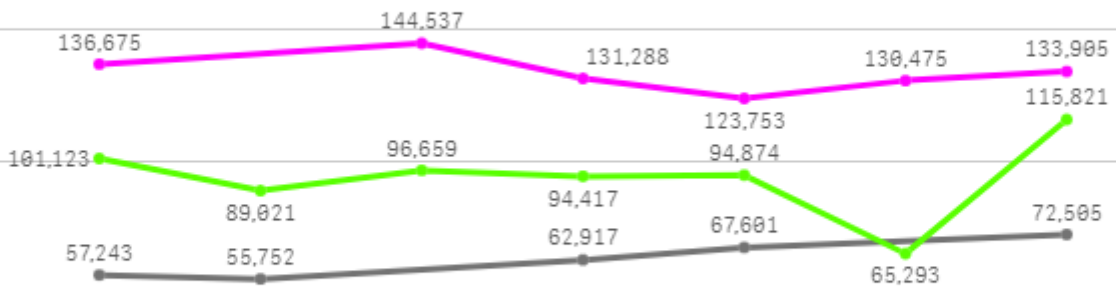
4

산지별 주출하 시군구



주간 도매가격(원)

● 2026 ● 2025 ● 평년



02/07 02/08 02/09 02/10 02/11 02/12 02/13

구분	금주(A)	전주(B)	전월(C)	전년(D)	평년(E)	A/B	A/C	A/D	A/E
가격(원)	133,439	120,077	66,788	63,204	105,766	111.1%	199.8%	211.1%	126.2%

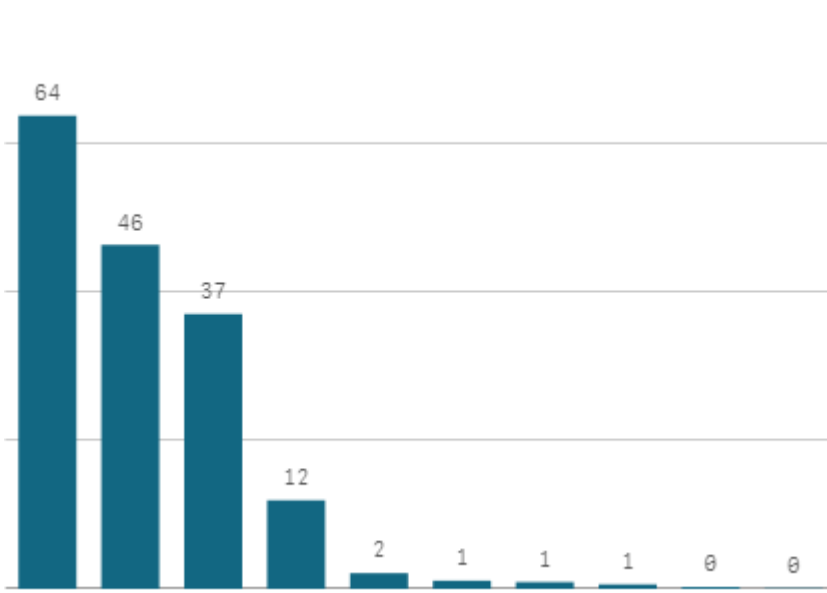
※ 상품 가격 기준

□ 청양고추(10Kg) 주간 가격

구분	Q	품종	Q	단량	Q	특	상	보통	하
2026-02-07		청양고추		10Kg		139,286	136,675	126,044	85,132
2026-02-09		청양고추		10Kg		147,814	144,537	133,243	93,123
2026-02-10		청양고추		10Kg		137,064	131,288	119,844	84,348
2026-02-11		청양고추		10Kg		127,934	123,753	112,211	82,130
2026-02-12		청양고추		10Kg		137,328	130,475	118,724	84,267
2026-02-13		청양고추		10Kg		143,660	133,905	115,584	81,192
평균						138,848	133,439	120,942	85,032

오이맛고추(10Kg)

산지별 거래물량(톤)



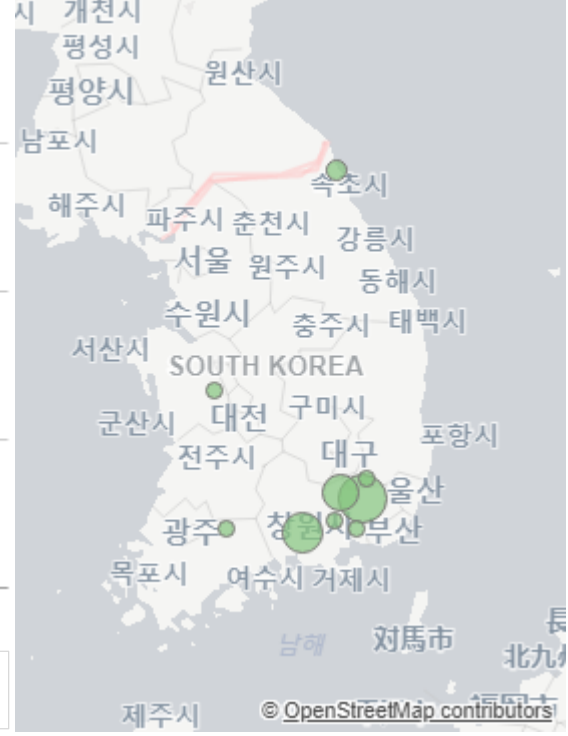
출하산지(개소)

10

출하건수(천건)

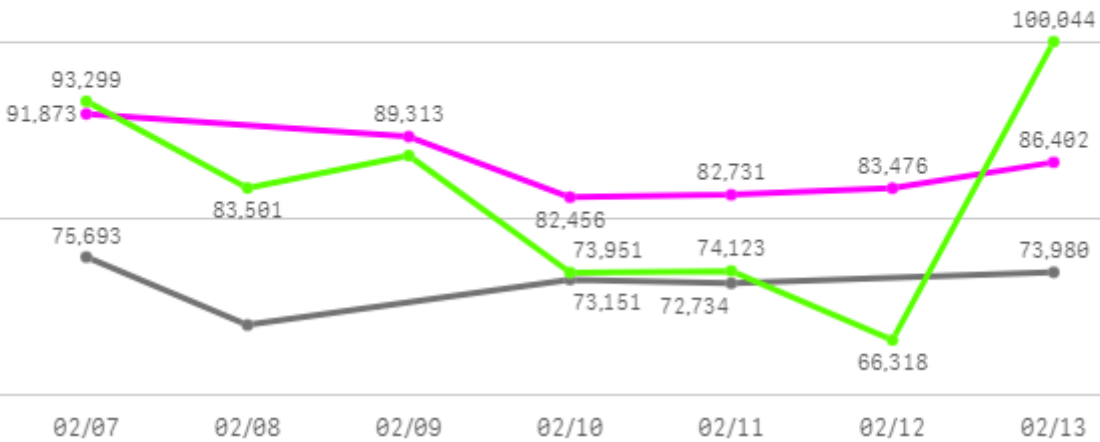
2

산지별 주출하 시군구



주간 도매가격(원)

◆ 2026 ● 2025 ◆ 평년



구분	금주(A)	전주(B)	전월(C)	전년(D)	평년(E)	A/B	A/C	A/D	A/E
가격(원)	86,042	86,023	48,912	72,714	85,621	100.0%	175.9%	118.3%	100.5%

※ 상품 가격 기준

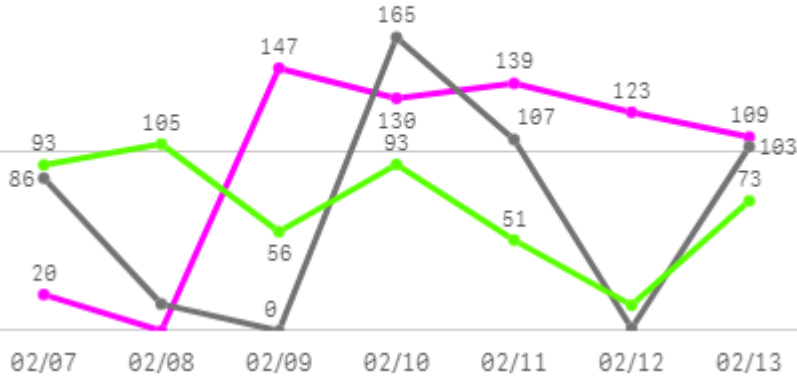
□ 오이맛고추(10Kg) 주간 가격

구분	Q	품종	Q	단량	Q	특	상	보통	하
2026-02-07		오이맛고추		10Kg		111,188	91,873	77,416	54,427
2026-02-09		오이맛고추		10Kg		101,233	89,313	70,503	49,769
2026-02-10		오이맛고추		10Kg		102,916	82,456	62,582	37,004
2026-02-11		오이맛고추		10Kg		91,554	82,731	63,590	30,729
2026-02-12		오이맛고추		10Kg		93,822	83,476	70,561	35,700
2026-02-13		오이맛고추		10Kg		93,543	86,402	68,330	31,605
평균						99,043	86,042	68,830	39,872

마늘

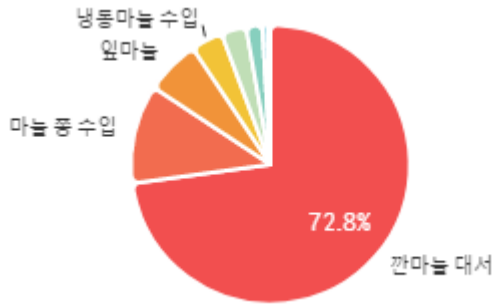
주간 반입량(톤)

◆ 2026 ● 2025 ▲ 평년

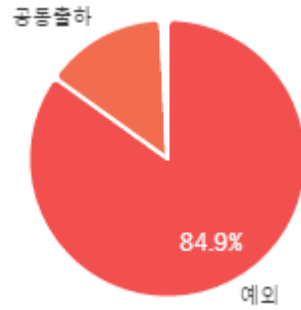


구분	금주(A)	전주(B)	전월(C)	전년(D)	평년(E)	A/B	A/C	A/D	A/E
물량(톤)	668	587	485	477	534	113.7%	137.8%	140.0%	125.1%

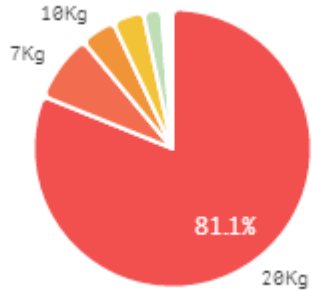
출하 품종별 거래물량 구성비



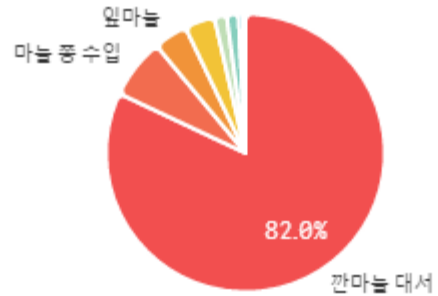
출하자별 거래물량 구성비




거래 단량별 물량 구성비



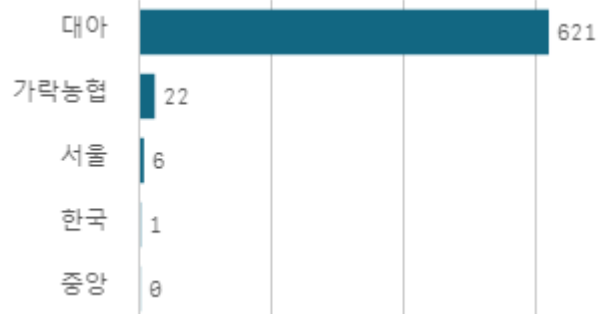
출하 품종별 거래금액 구성비



도매시장 법인별 거래물량(톤)

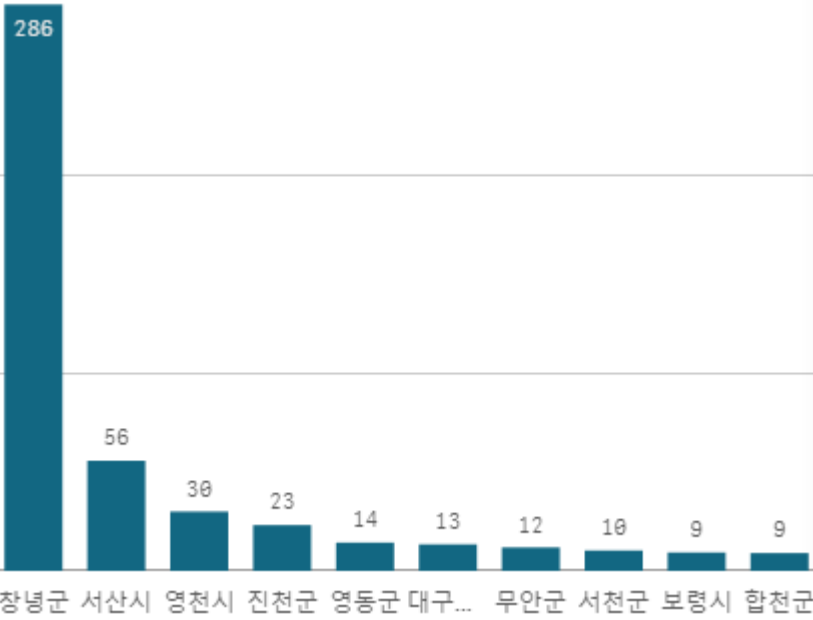


도매시장 법인별 거래금액(백만원)



깎마늘 대서(20Kg)

산지별 거래물량(톤)



출하산지(개소)

18

출하건수(천건)

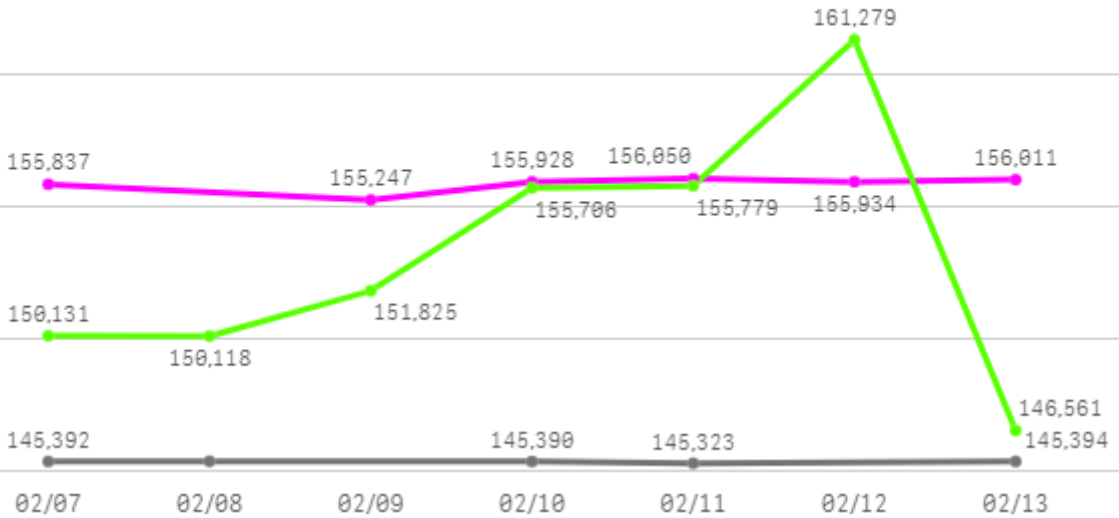
1

산지별 주출하 시군구



주간 도매가격(원)

◆ 2026 ● 2025 ◆ 평년



구분	금주(A)	전주(B)	전월(C)	전년(D)	평년(E)	A/B	A/C	A/D	A/E
가격(원)	155,834	155,794	155,816	145,379	150,615	100.0%	100.0%	107.2%	103.5%

※ 상품 가격 기준

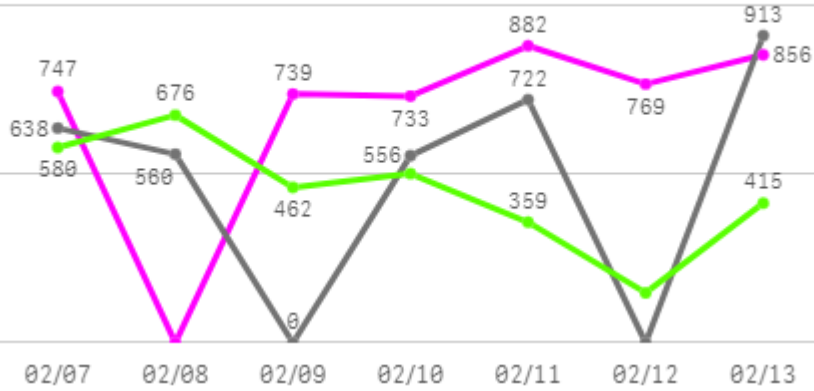
□ 깐마늘 대서(20Kg) 주간 가격

구분	Q	품종	Q	단량	Q	특	상	보통	하
2026-02-07		깐마늘 대서		20Kg		-	155,837	144,884	99,121
2026-02-09		깐마늘 대서		20Kg		-	155,247	139,867	102,719
2026-02-10		깐마늘 대서		20Kg		-	155,928	142,532	99,508
2026-02-11		깐마늘 대서		20Kg		-	156,050	142,013	98,279
2026-02-12		깐마늘 대서		20Kg		-	155,934	142,990	103,947
2026-02-13		깐마늘 대서		20Kg		-	156,011	141,877	100,067
평균						-	155,834	142,360	100,607

양파

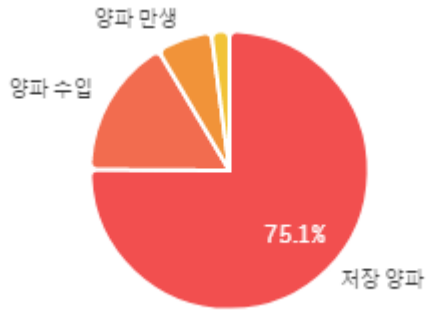
주간 반입량(톤)

◆ 2026 ● 2025 ▲ 평년

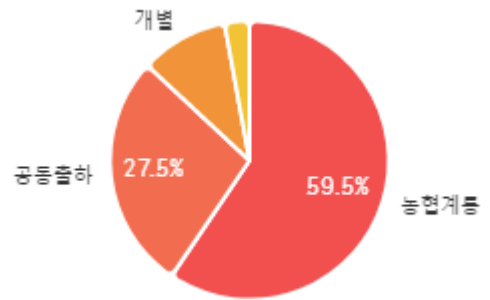


구분	금주(A)	전주(B)	전월(C)	전년(D)	평년(E)	A/B	A/C	A/D	A/E
물량(톤)	4,725	3,840	3,560	3,389	3,624	123.0%	132.7%	139.4%	130.4%

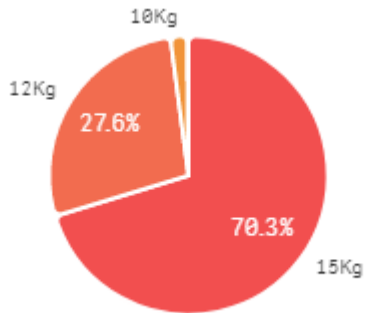
출하 품종별 거래물량 구성비



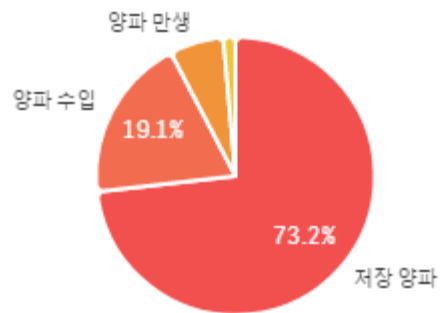
출하자별 거래물량 구성비



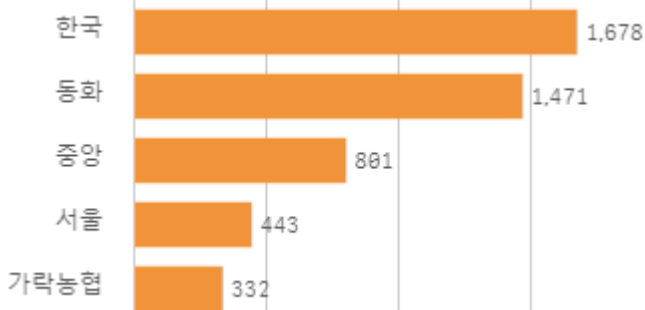
거래 단량별 물량 구성비



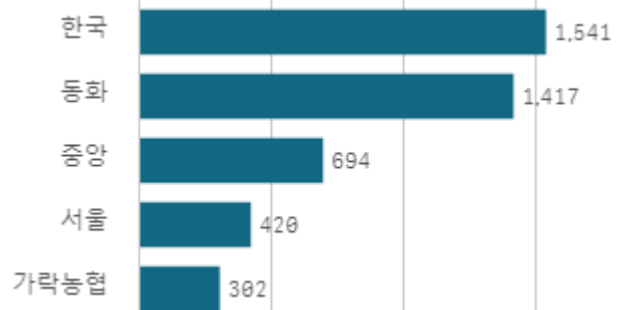
출하 품종별 거래금액 구성비



도매시장 법인별 거래물량(톤)

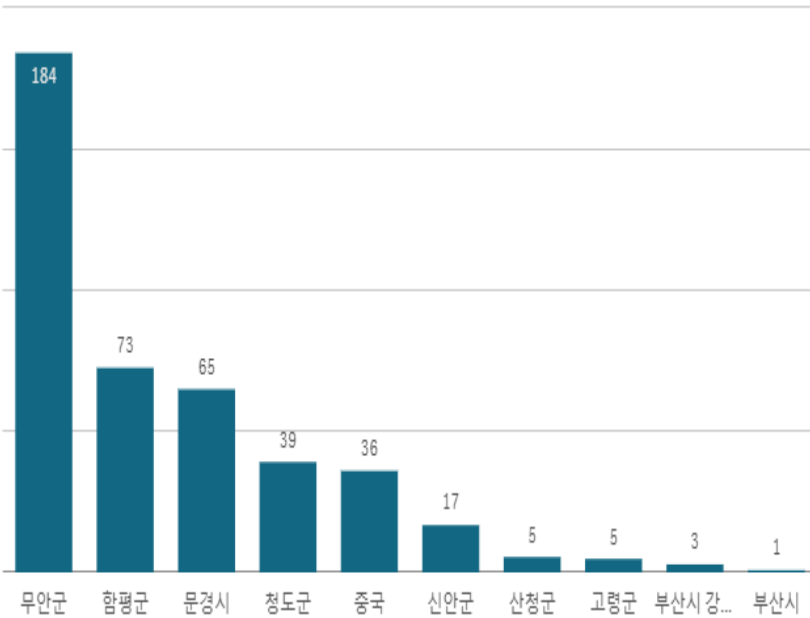


도매시장 법인별 거래금액(백만원)



양파(1Kg)

산지별 거래물량(톤)



출하산지(개소)

10

출하건수(천건)

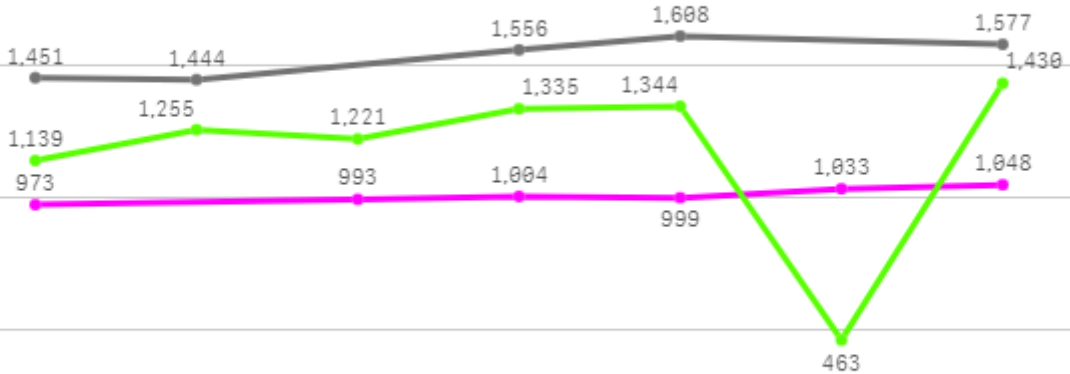
0

산지별 주출하 시군구



주간 도매가격(원)

◆ 2026 ● 2025 ▲ 평년



02/07 02/08 02/09 02/10 02/11 02/12 02/13

구분	금주(A)	전주(B)	전월(C)	전년(D)	평년(E)	A/B	A/C	A/D	A/E
가격(원)	1,008	986	1,076	1,527	1,110	102.2%	93.7%	66.0%	90.9%

※ 상품 가격 기준

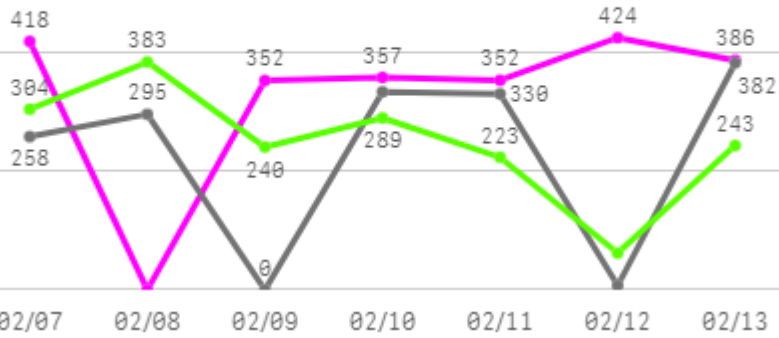
□ 양파(1Kg) 주간 가격

구분	Q	품종	Q	단량	Q	특	상	보통	하
2026-02-07		양파		1Kg		1,179	973	872	672
2026-02-09		양파		1Kg		1,206	993	898	746
2026-02-10		양파		1Kg		1,215	1,004	881	666
2026-02-11		양파		1Kg		1,220	999	852	597
2026-02-12		양파		1Kg		1,229	1,033	893	627
2026-02-13		양파		1Kg		1,254	1,048	900	605
평균						1,217	1,008	883	652

대파

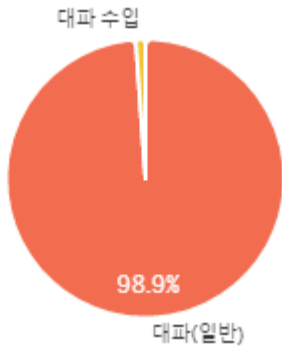
주간 반입량(톤)

◆ 2026 ● 2025 ▲ 평년

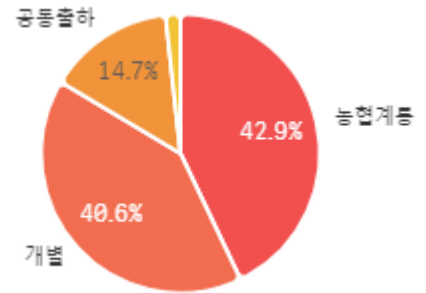


구분	금주(A)	전주(B)	전월(C)	전년(D)	평년(E)	A/B	A/C	A/D	A/E
물량(톤)	2,290	2,238	2,319	1,605	1,904	102.3%	98.7%	142.7%	120.3%

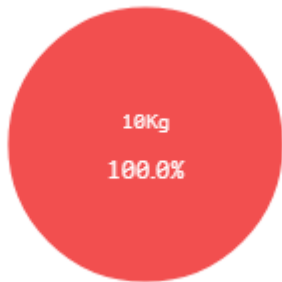
출하 품종별 거래물량 구성비



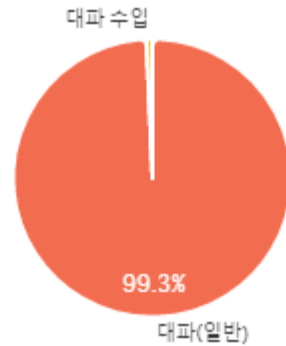
출하자별 거래물량 구성비



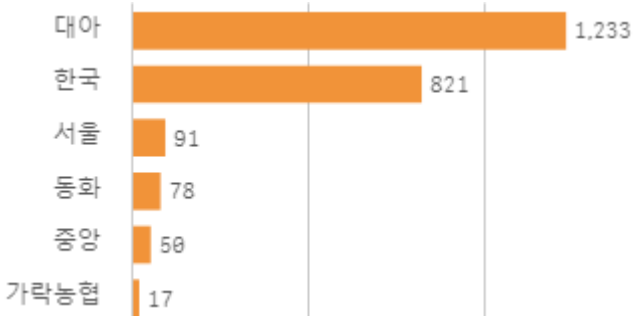
거래 단량별 물량 구성비



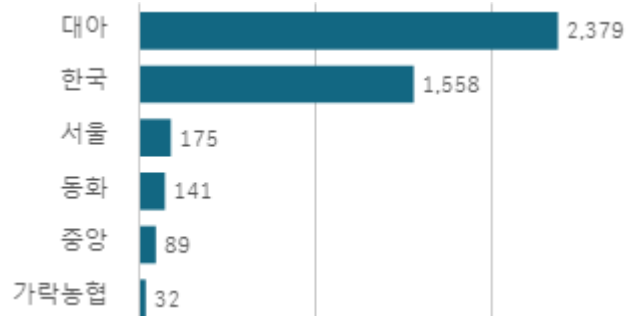
출하 품종별 거래금액 구성비



도매시장 법인별 거래물량(톤)

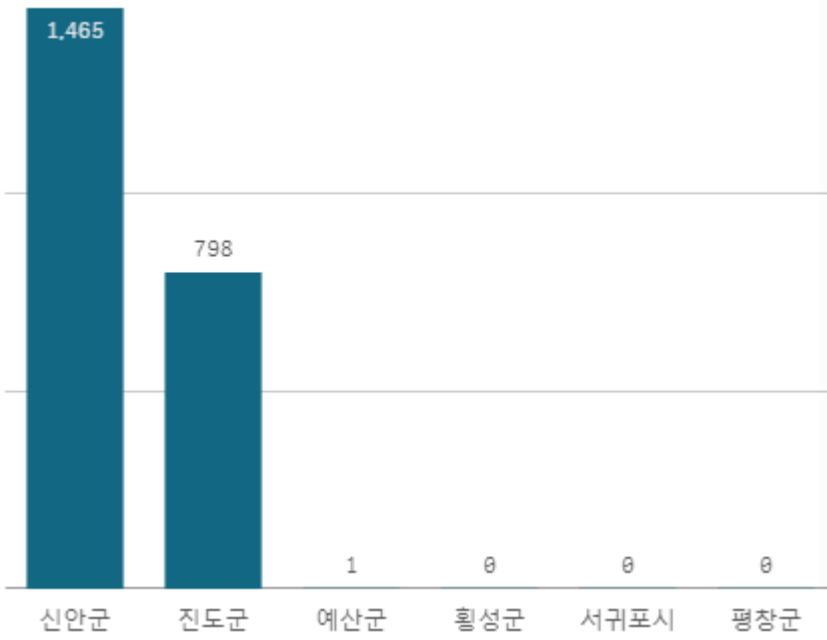


도매시장 법인별 거래금액(백만원)



대파(일반)(1Kg)

산지별 거래물량(톤)



산지별 주출하 시군구



출하산지(개소)

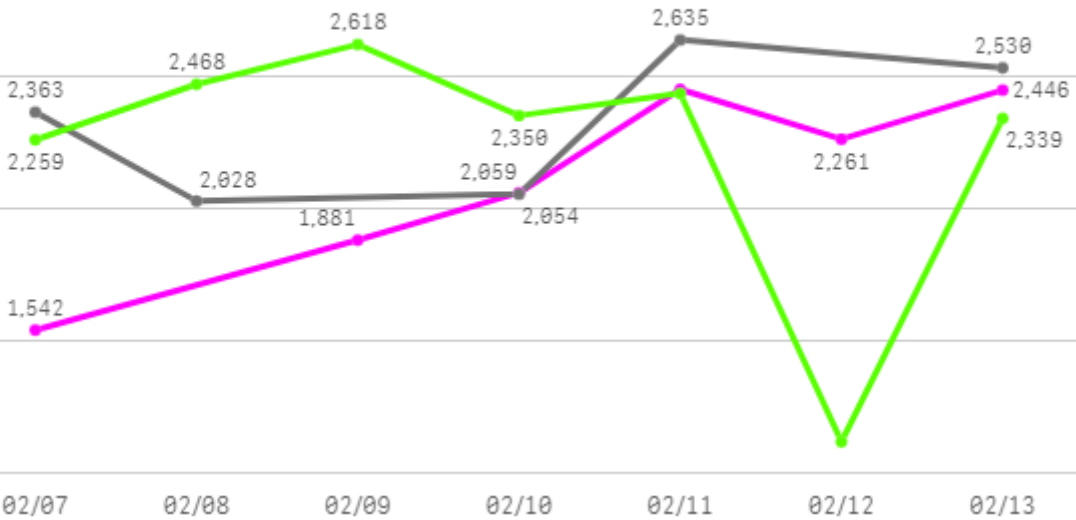
6

출하건수(천건)

1

주간 도매가격(원)

◆ 2026 ● 2025 ▲ 평년



구분	금주(A)	전주(B)	전월(C)	전년(D)	평년(E)	A/B	A/C	A/D	A/E
가격(원)	2,106	1,541	1,693	2,322	2,003	136.7%	124.4%	90.7%	105.2%

※ 상품 가격 기준

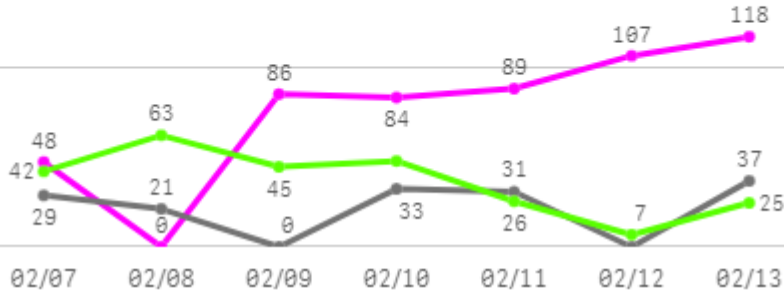
□ 대파(일반)(1Kg) 주간 가격

구분	Q	품종	Q	단량	Q	특	상	보통	하
2026-02-07		대파(일반)		1Kg		1,811	1,542	1,302	1,136
2026-02-09		대파(일반)		1Kg		2,178	1,881	1,618	1,438
2026-02-10		대파(일반)		1Kg		2,316	2,059	1,860	1,696
2026-02-11		대파(일반)		1Kg		2,664	2,449	2,179	2,019
2026-02-12		대파(일반)		1Kg		2,511	2,261	1,990	1,827
2026-02-13		대파(일반)		1Kg		2,650	2,446	2,221	1,982
평균						2,355	2,106	1,862	1,683

쪽파

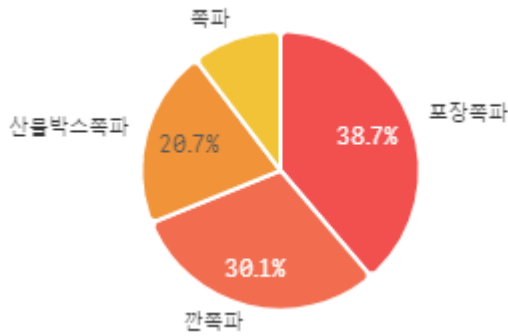
주간 반입량(톤)

◆ 2026 ● 2025 ▲ 평년

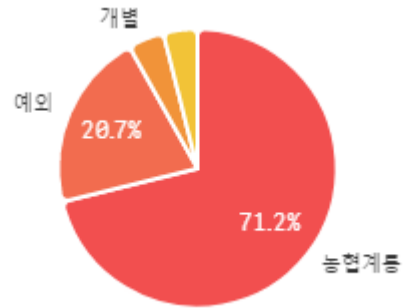


구분	금주(A)	전주(B)	전월(C)	전년(D)	평년(E)	A/B	A/C	A/D	A/E
물량(톤)	531	269	243	151	281	197.5%	218.4%	352.4%	188.9%

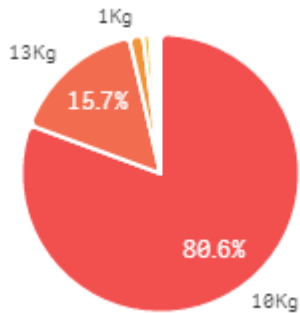
출하 품종별 거래물량 구성비



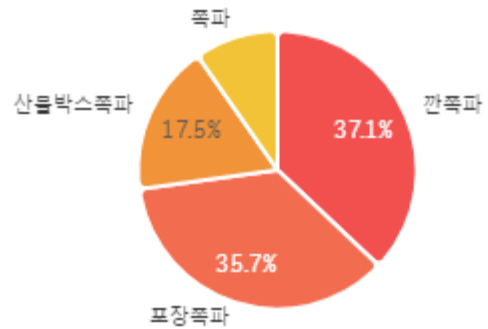
출하자별 거래물량 구성비



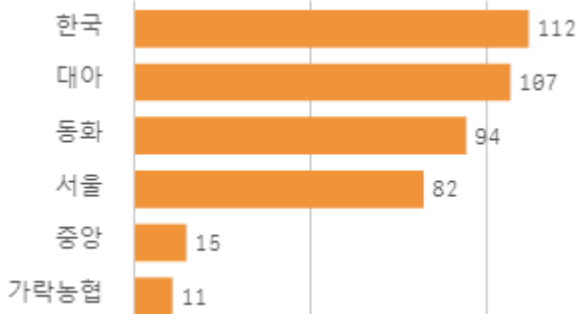
거래 단량별 물량 구성비



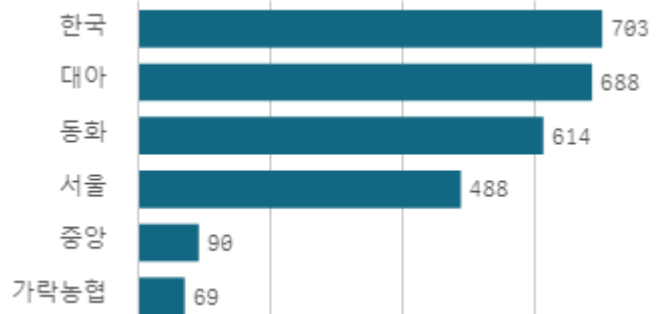
출하 품종별 거래금액 구성비



도매시장 법인별 거래물량(톤)

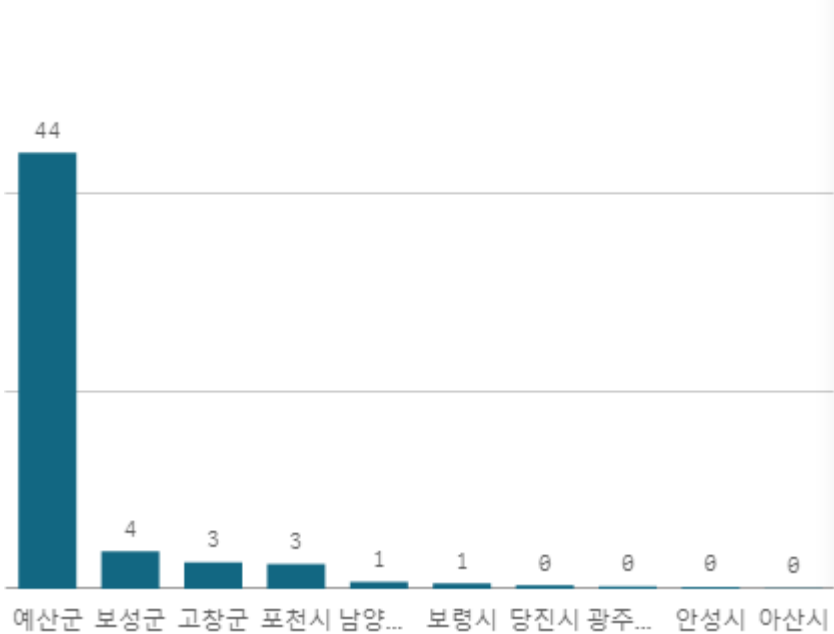


도매시장 법인별 거래금액(백만원)



쪽파(10Kg)

산지별 거래물량(톤)



출하산지(개소)

12

출하건수(천건)

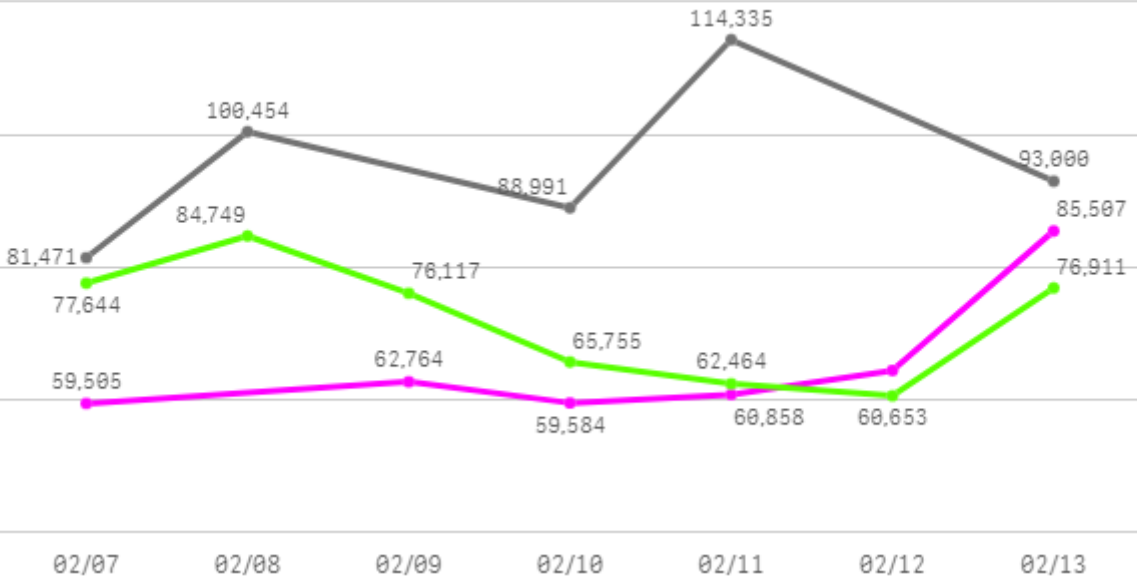
0

산지별 주출하 시군구



주간 도매가격(원)

2026 (pink) 2025 (grey) 평년 (green)



구분	금주(A)	전주(B)	전월(C)	전년(D)	평년(E)	A/B	A/C	A/D	A/E
가격(원)	65,450	62,136	55,009	95,650	71,350	105.3%	119.0%	68.4%	91.7%

※ 상품 가격 기준

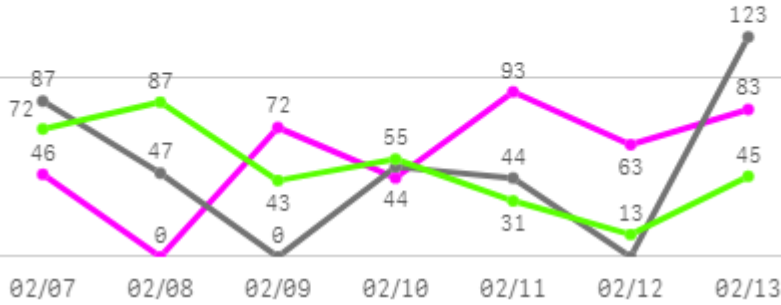
□ 쪽파(10Kg) 주간 가격

구분	Q	품종	Q	단량	Q	특	상	보통	하
2026-02-07		쪽파		10Kg		68,014	59,505	48,558	36,239
2026-02-09		쪽파		10Kg		72,652	62,764	51,702	36,059
2026-02-10		쪽파		10Kg		70,575	59,584	47,920	34,566
2026-02-11		쪽파		10Kg		70,150	60,858	51,310	35,319
2026-02-12		쪽파		10Kg		71,888	64,480	52,712	37,162
2026-02-13		쪽파		10Kg		97,125	85,507	69,567	48,916
평균						75,067	65,450	53,628	38,044

파프리카

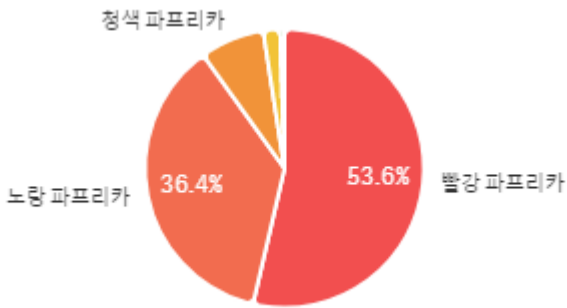
주간 반입량(톤)

2026 (파란색 선) 2025 (회색 선) 평년 (초록색 선)

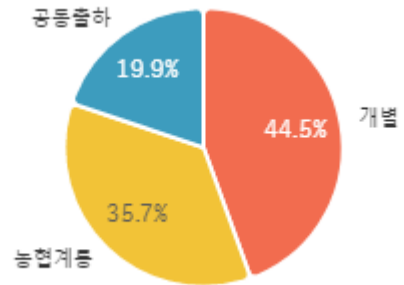


구분	금주(A)	전주(B)	전월(C)	전년(D)	평년(E)	A/B	A/C	A/D	A/E
물량(톤)	401	357	374	352	361	112.4%	107.3%	113.9%	111.0%

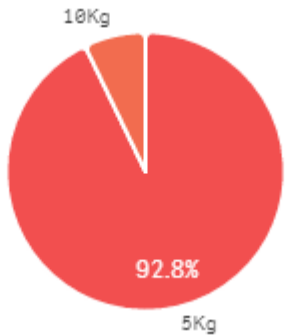
출하 품종별 거래물량 구성비



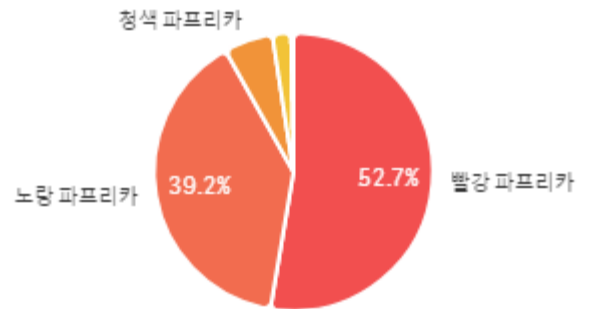
출하자별 거래물량 구성비



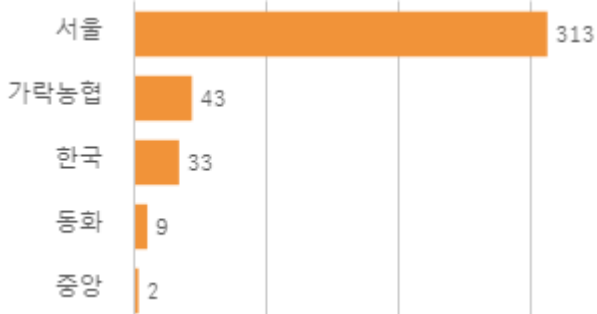
거래 단량별 물량 구성비



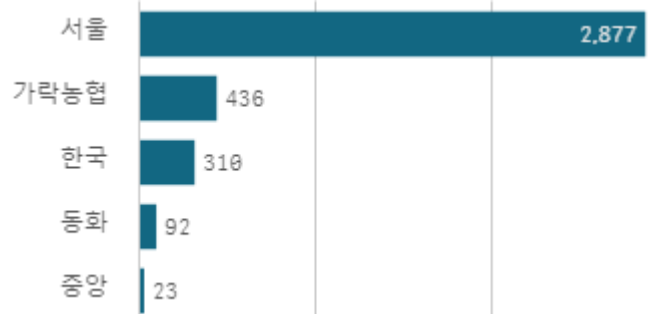
출하 품종별 거래금액 구성비



도매시장 법인별 거래물량(톤)

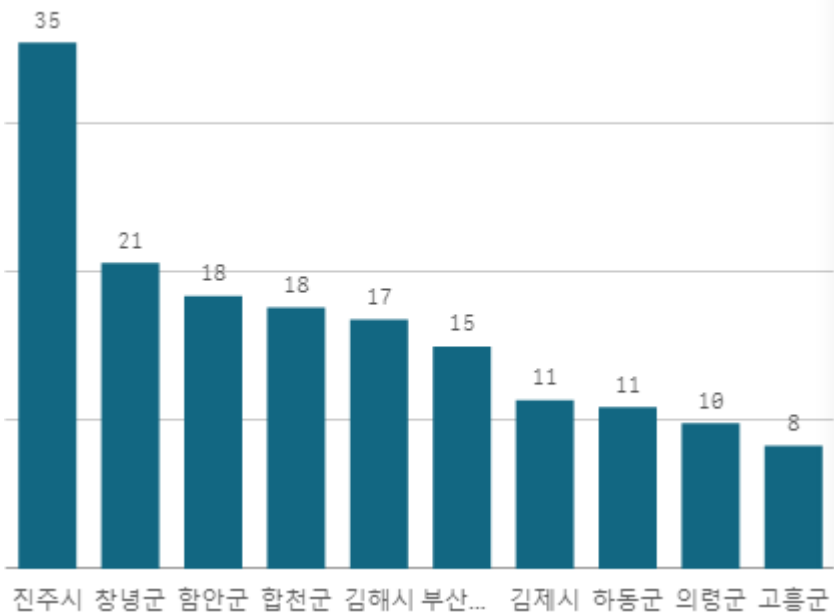


도매시장 법인별 거래금액(백만원)



빨강 파프리카(5Kg)

산지별 거래물량(톤)



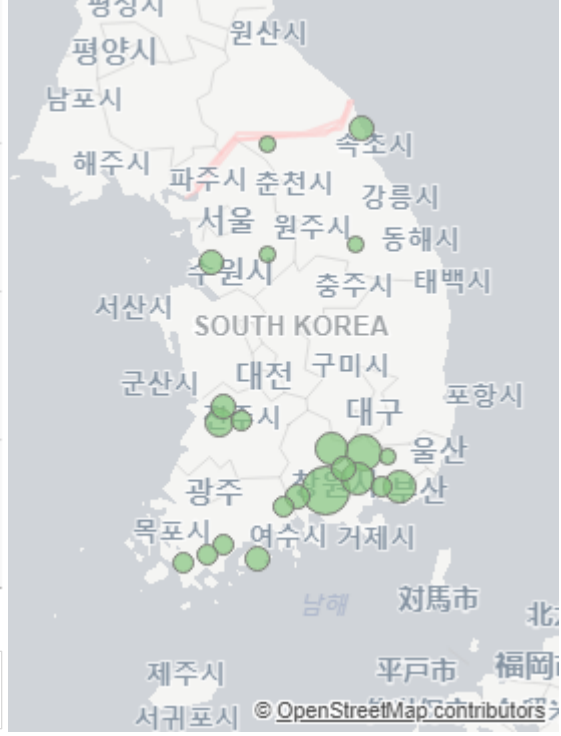
출하산지(개소)

23

출하건수(천건)

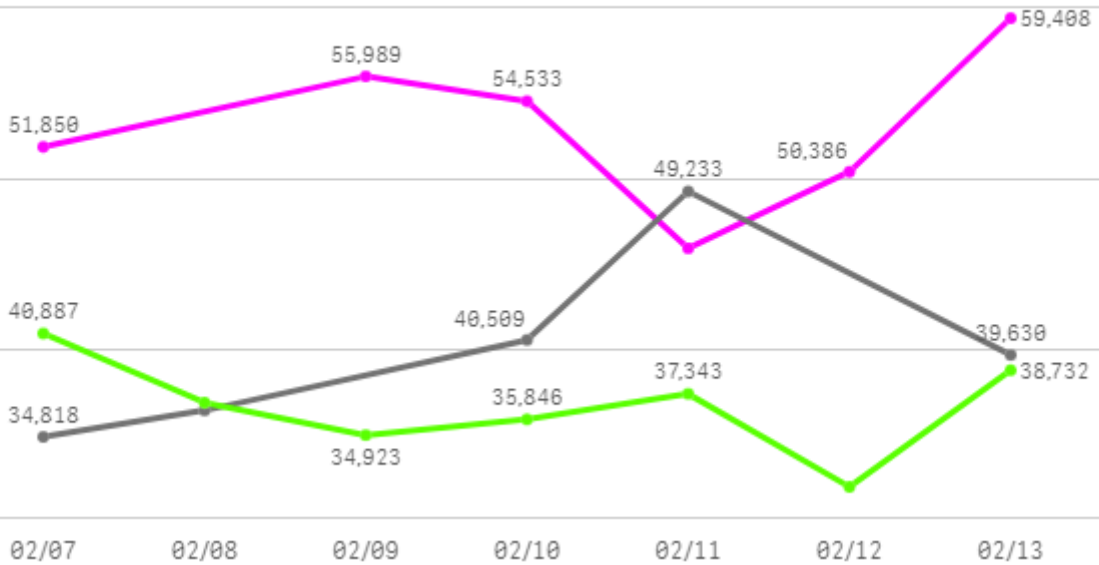
1

산지별 주출하 시군구



주간 도매가격(원)

● 2026 ● 2025 ● 평년



구분	금주(A)	전주(B)	전월(C)	전년(D)	평년(E)	A/B	A/C	A/D	A/E
가격(원)	53,010	48,982	23,530	40,112	41,120	108.2%	225.3%	132.2%	128.9%

※ 상품 가격 기준

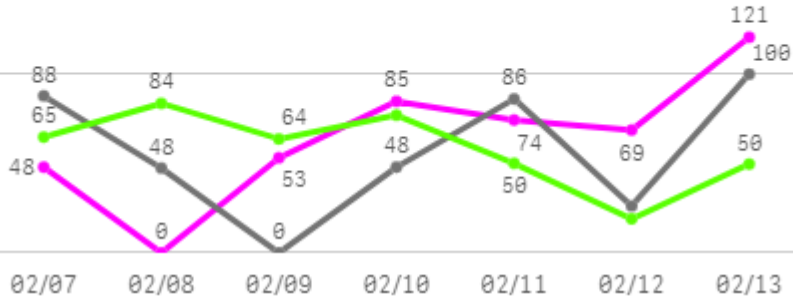
□ 빨강 파프리카(5Kg) 주간 가격

구분	Q	품종	Q	단량	Q	특	상	보통	하
2026-02-07		빨강 파프리카		5Kg		-	51,850	44,561	36,137
2026-02-09		빨강 파프리카		5Kg		-	55,989	50,496	42,636
2026-02-10		빨강 파프리카		5Kg		-	54,533	49,323	41,012
2026-02-11		빨강 파프리카		5Kg		-	45,892	42,258	34,981
2026-02-12		빨강 파프리카		5Kg		-	50,386	46,654	39,577
2026-02-13		빨강 파프리카		5Kg		-	59,408	55,165	46,101
평균						-	53,010	48,076	40,074

양상추

주간 반입량(톤)

◆ 2026 ● 2025 ▲ 평년

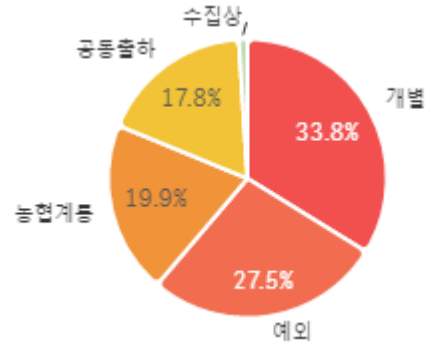


구분	금주(A)	전주(B)	전월(C)	전년(D)	평년(E)	A/B	A/C	A/D	A/E
물량(톤)	450	484	419	396	422	93.0%	107.4%	113.6%	106.7%

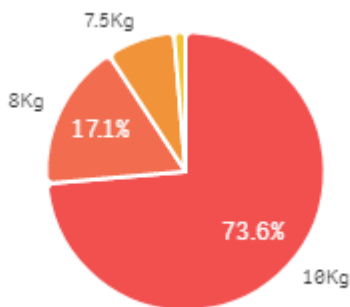
출하 품종별 거래물량 구성비



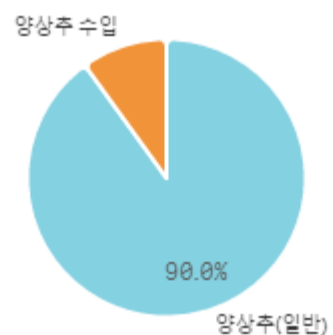
출하자별 거래물량 구성비



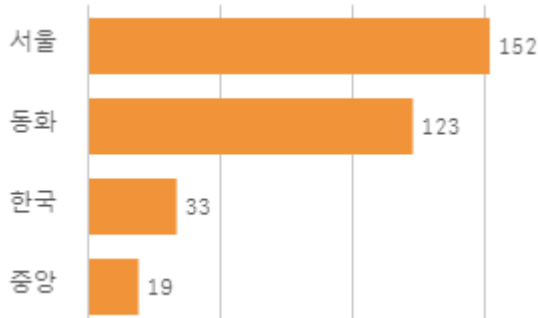
거래 단량별 물량 구성비



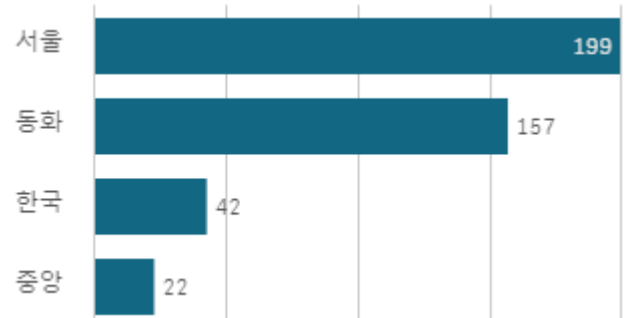
출하 품종별 거래금액 구성비



도매시장 법인별 거래물량(톤)

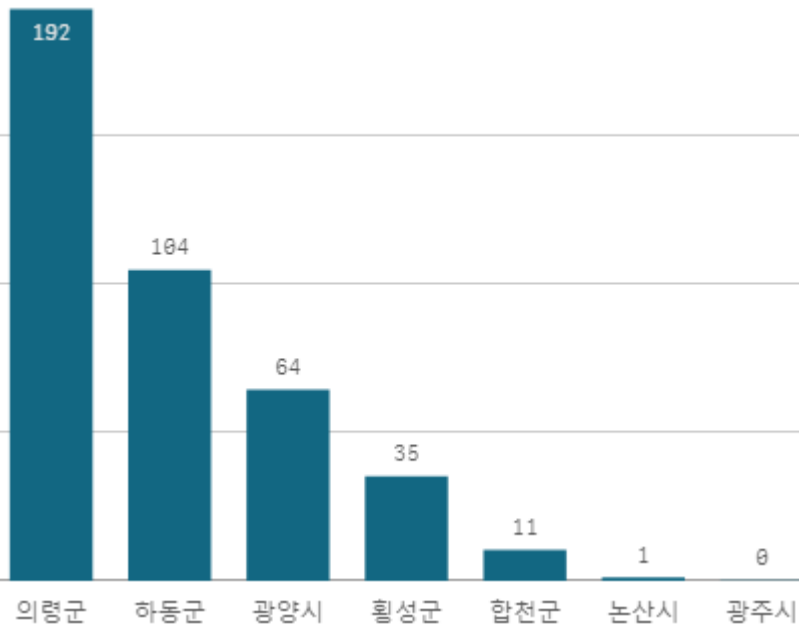


도매시장 법인별 거래금액(백만원)



양상추(일반)(12개)

산지별 거래물량(톤)



출하산지(개소)

7

출하건수(천건)

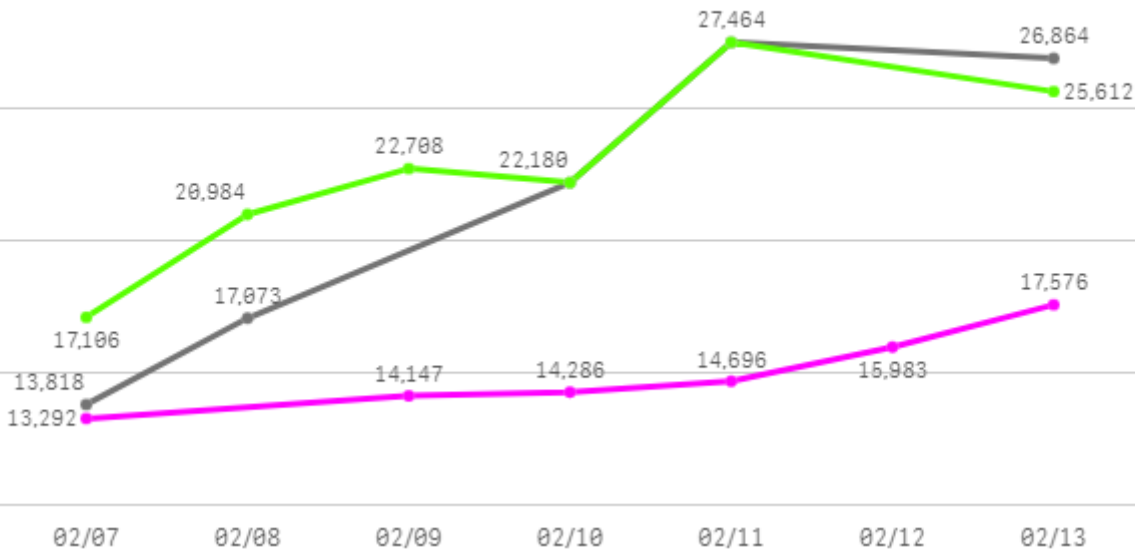
1

산지별 주출하 시군구



주간 도매가격(원)

◆ 2026 ● 2025 ◆ 평년



구분	금주(A)	전주(B)	전월(C)	전년(D)	평년(E)	A/B	A/C	A/D	A/E
가격(원)	14,997	14,332	12,303	21,480	19,316	104.6%	121.9%	69.8%	77.6%

※ 상품 가격 기준

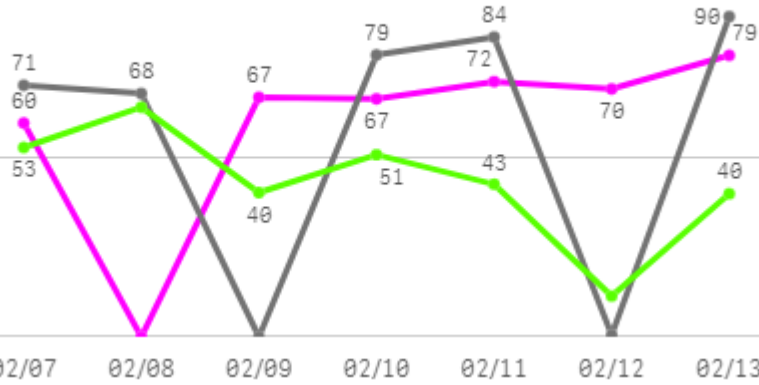
□ 양상추(일반)(12개) 주간 가격

구분	Q	품종	Q	단량	Q	특	상	보통	하
2026-02-07		양상추(일반)		12개		-	13,292	11,989	9,920
2026-02-09		양상추(일반)		12개		-	14,147	12,581	11,115
2026-02-10		양상추(일반)		12개		-	14,286	13,252	12,021
2026-02-11		양상추(일반)		12개		-	14,696	13,480	11,202
2026-02-12		양상추(일반)		12개		-	15,983	14,134	10,562
2026-02-13		양상추(일반)		12개		-	17,576	15,586	9,617
평균						-	14,997	13,504	10,740

청경채

주간 반입량(톤)

◆ 2026 ● 2025 ▲ 평년

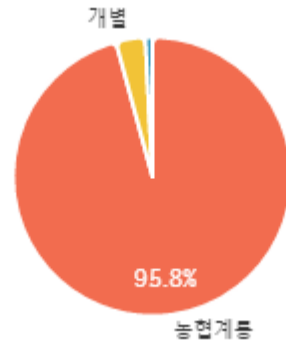


구분	금주(A)	전주(B)	전월(C)	전년(D)	평년(E)	A/B	A/C	A/D	A/E
물량(톤)	414	353	342	392	340	117.2%	121.0%	105.5%	121.6%

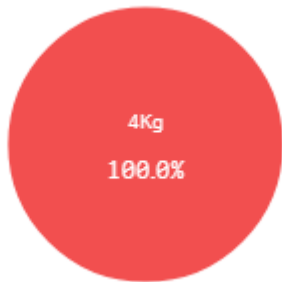
출하 품종별 거래물량 구성비



출하자별 거래물량 구성비



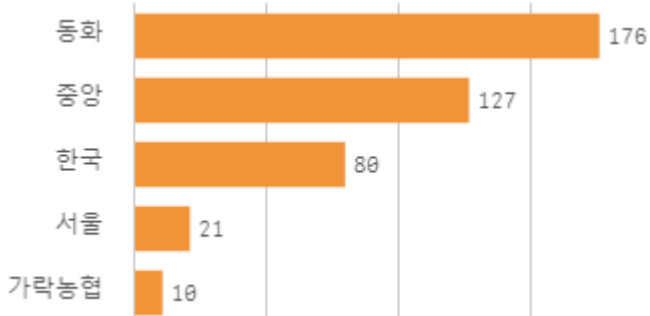
거래 단량별 물량 구성비



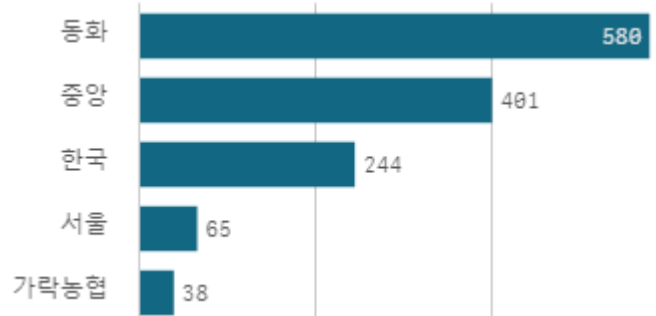
출하 품종별 거래금액 구성비



도매시장 법인별 거래물량(톤)

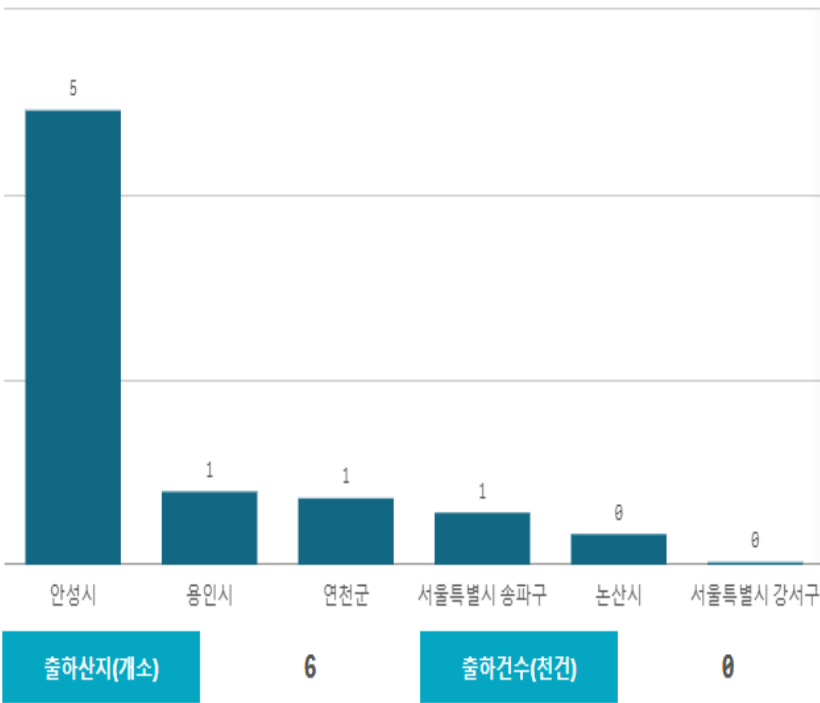


도매시장 법인별 거래금액(백만원)



청경채(4Kg)

산지별 거래물량(톤)

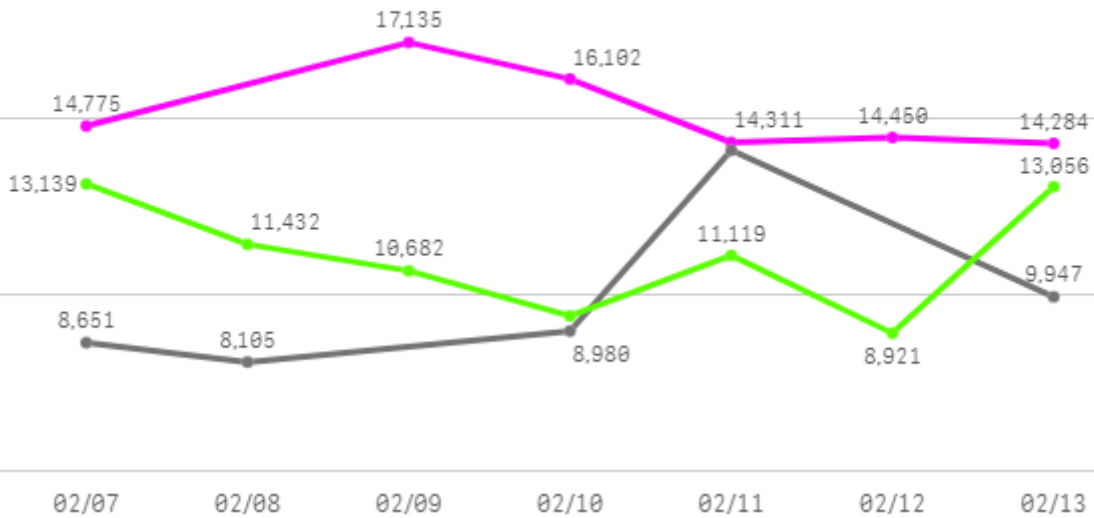


산지별 주출하 시군구



주간 도매가격(원)

◆ 2026 ● 2025 ◆ 평년



구분	금주(A)	전주(B)	전월(C)	전년(D)	평년(E)	A/B	A/C	A/D	A/E
가격(원)	15,176	13,543	11,575	9,954	12,236	112.1%	131.1%	152.5%	124.0%

※ 상품 가격 기준

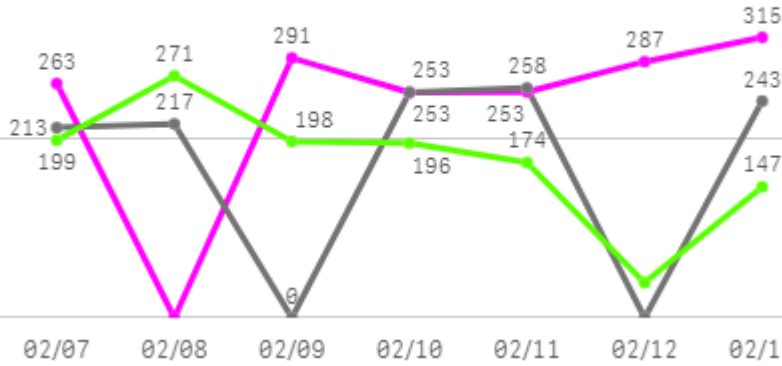
□ 청경채(4Kg) 주간 가격

구분	Q	품종	Q	단량	Q	특	상	보통	하
2026-02-07		청경채		4Kg		-	14,775	13,470	11,101
2026-02-09		청경채		4Kg		-	17,135	14,625	12,185
2026-02-10		청경채		4Kg		-	16,102	14,676	12,225
2026-02-11		청경채		4Kg		-	14,311	12,977	11,149
2026-02-12		청경채		4Kg		-	14,450	12,477	10,159
2026-02-13		청경채		4Kg		-	14,284	12,444	9,727
평균						-	15,176	13,445	11,091

버섯

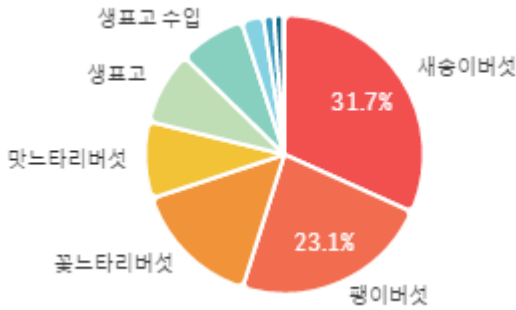
주간 반입량(톤)

◆ 2026 ● 2025 ▲ 평년

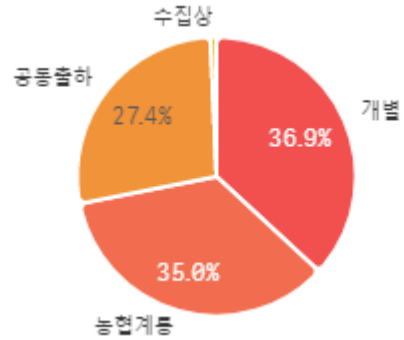


구분	금주(A)	전주(B)	전월(C)	전년(D)	평년(E)	A/B	A/C	A/D	A/E
물량(톤)	1,662	1,410	1,390	1,185	1,307	117.9%	119.6%	140.3%	127.2%

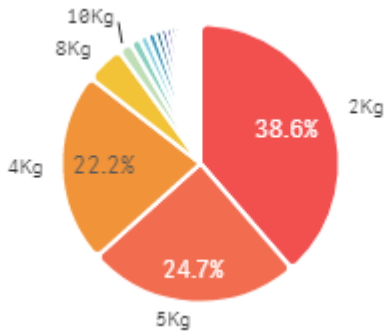
출하 품종별 거래물량 구성비



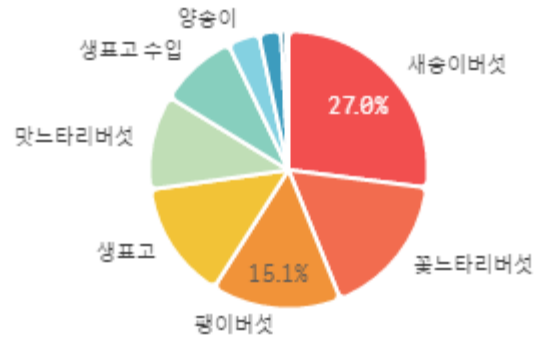
출하자별 거래물량 구성비



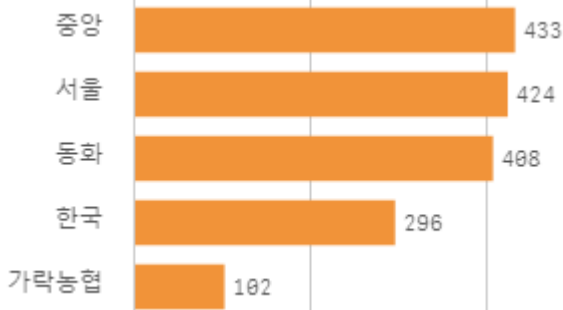
거래 단량별 물량 구성비



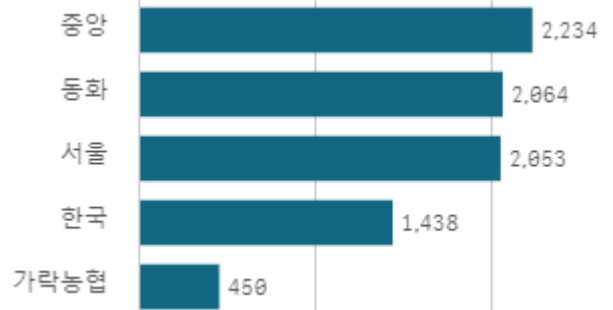
출하 품종별 거래금액 구성비



도매시장 법인별 거래물량(톤)

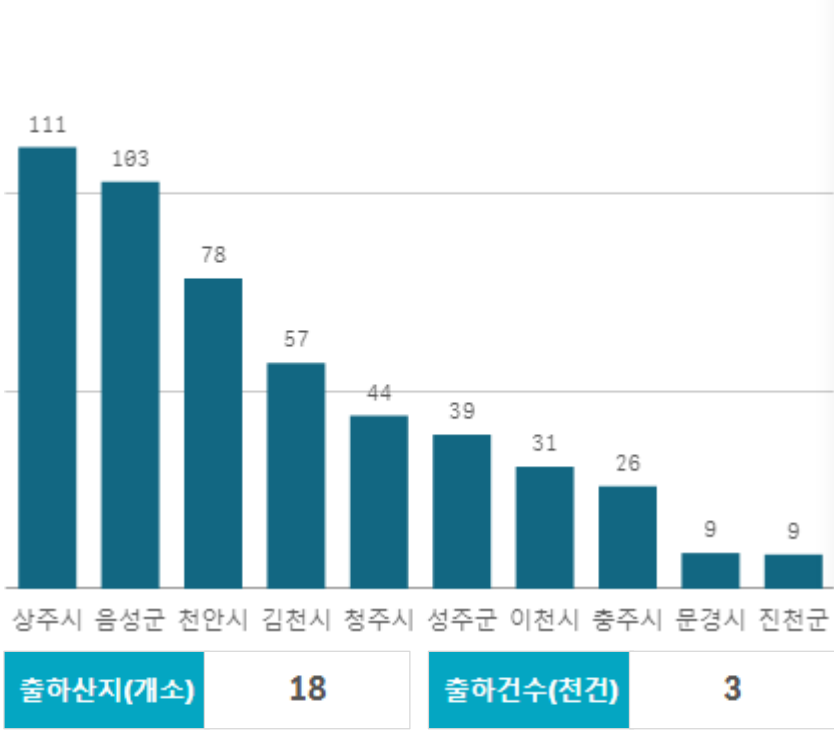


도매시장 법인별 거래금액(백만원)



새송이버섯(2Kg)

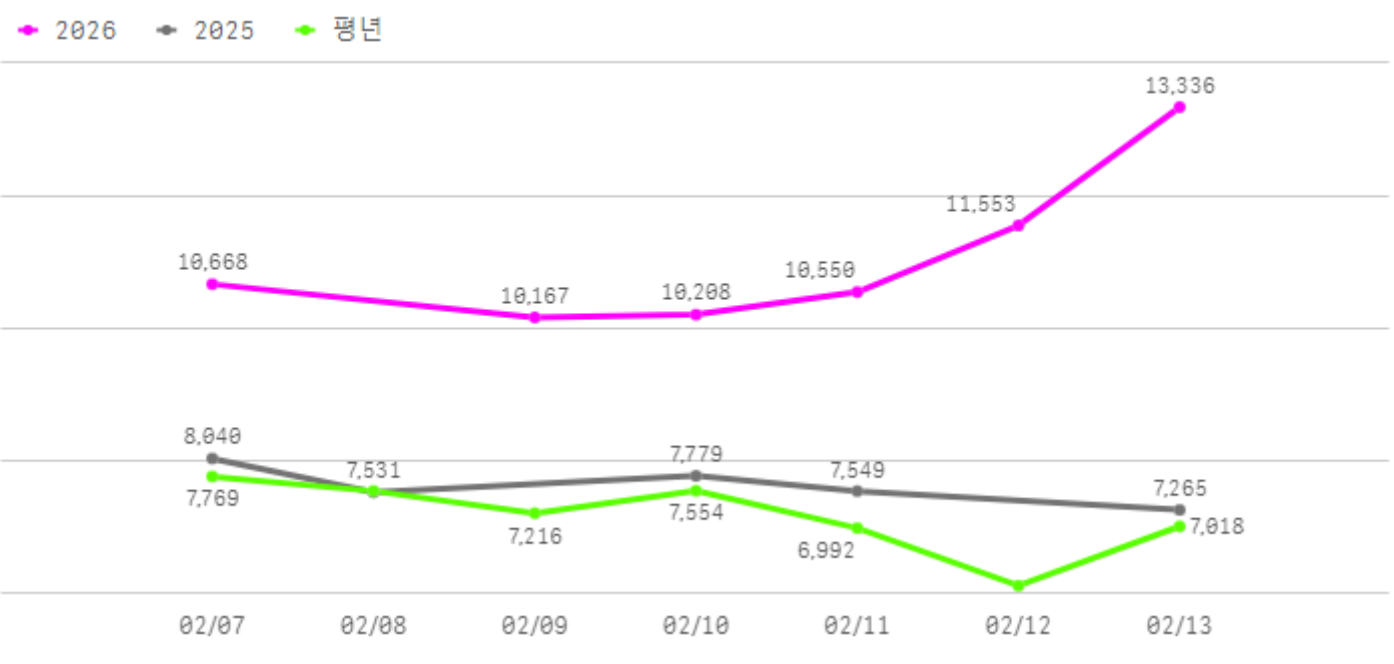
산지별 거래물량(톤)



산지별 주출하 시군구



주간 도매가격(원)



구분	금주(A)	전주(B)	전월(C)	전년(D)	평년(E)	A/B	A/C	A/D	A/E
가격(원)	11,080	9,414	8,090	7,633	7,886	117.7%	137.0%	145.2%	140.5%

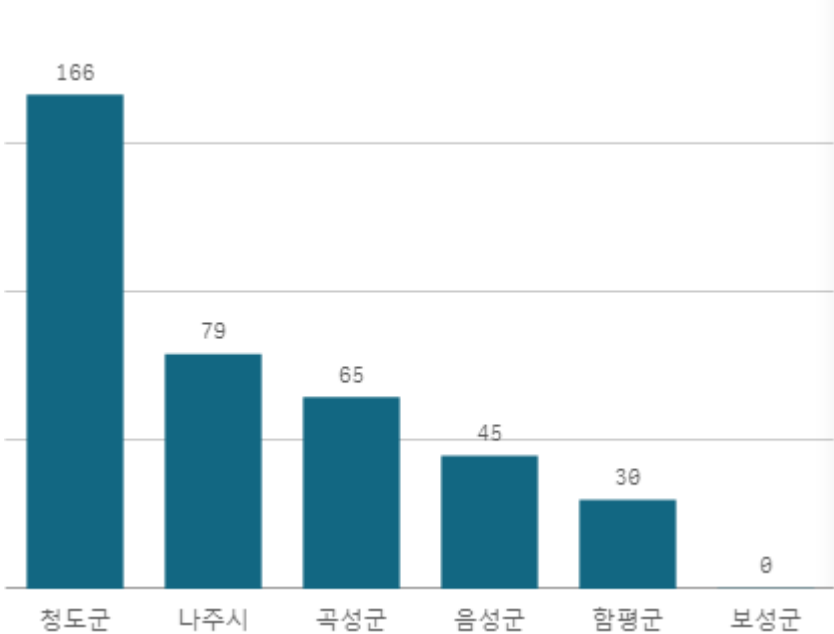
※ 상품 가격 기준

□ 새송이버섯(2Kg) 주간 가격

구분	Q	품종	Q	단량	Q	특	상	보통	하
2026-02-07		새송이버섯		2Kg		13,414	10,668	10,025	5,949
2026-02-09		새송이버섯		2Kg		12,572	10,167	9,440	5,146
2026-02-10		새송이버섯		2Kg		12,452	10,208	9,294	5,626
2026-02-11		새송이버섯		2Kg		12,912	10,550	9,923	5,778
2026-02-12		새송이버섯		2Kg		13,677	11,553	10,562	5,280
2026-02-13		새송이버섯		2Kg		15,196	13,336	11,086	7,024
평균						13,371	11,080	10,055	5,801

팬이버섯(5Kg)

산지별 거래물량(톤)



출하산지(개소)

6

출하건수(천건)

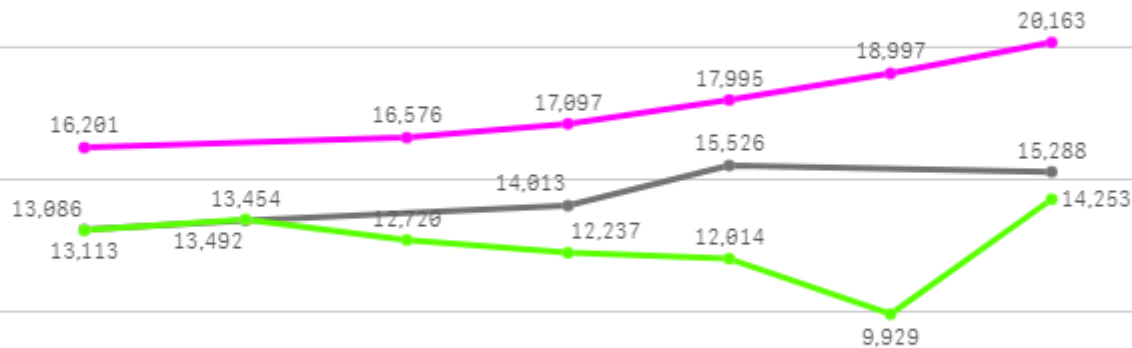
1

산지별 주출하 시군구



주간 도매가격(원)

◆ 2026 ◆ 2025 ◆ 평년



02/07 02/08 02/09 02/10 02/11 02/12 02/13

구분	금주(A)	전주(B)	전월(C)	전년(D)	평년(E)	A/B	A/C	A/D	A/E
가격(원)	17,838	13,899	10,179	14,279	13,733	128.3%	175.2%	124.9%	129.9%

※ 상품 가격 기준

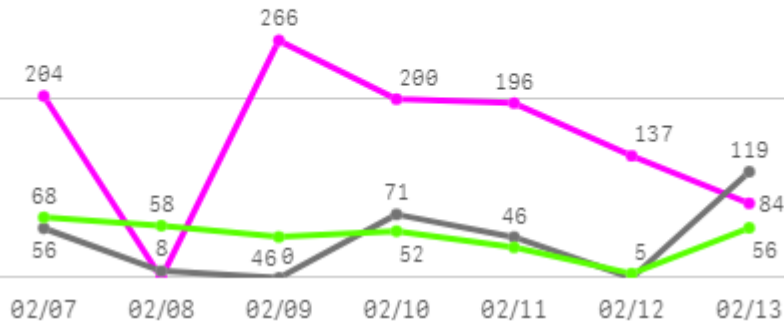
□ 팽이버섯(5Kg) 주간 가격

구분	Q	품종	Q	단량	Q	특	상	보통	하
2026-02-07		팽이버섯		5Kg		17,000	16,201	14,710	13,545
2026-02-09		팽이버섯		5Kg		17,500	16,576	14,692	13,909
2026-02-10		팽이버섯		5Kg		18,759	17,097	15,137	14,317
2026-02-11		팽이버섯		5Kg		19,655	17,995	16,244	14,992
2026-02-12		팽이버섯		5Kg		20,500	18,997	16,509	15,971
2026-02-13		팽이버섯		5Kg		22,590	20,163	16,649	13,205
평균						19,334	17,838	15,657	14,323

사과

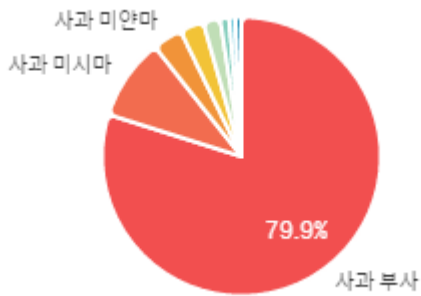
주간 반입량(톤)

◆ 2026 ● 2025 ▲ 평년

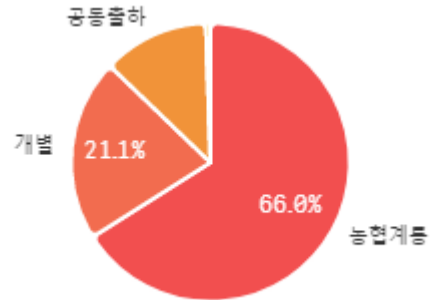


구분	금주(A)	전주(B)	전월(C)	전년(D)	평년(E)	A/B	A/C	A/D	A/E
물량(톤)	1,087	1,595	406	299	510	68.1%	267.5%	363.4%	213.0%

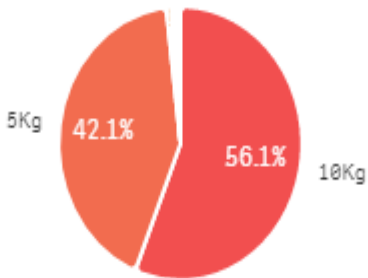
출하 품종별 거래물량 구성비



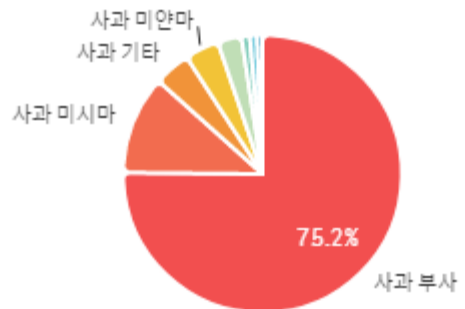
출하자별 거래물량 구성비



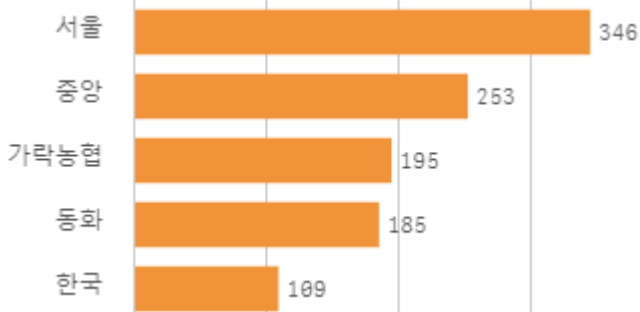
거래 단량별 물량 구성비



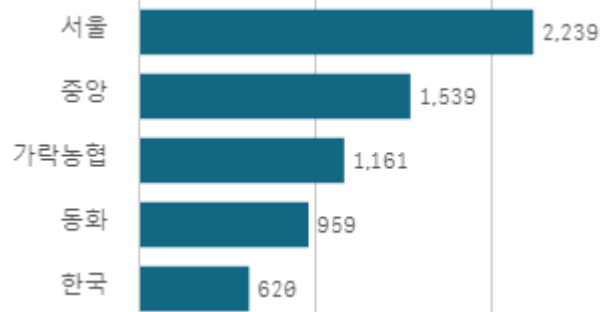
출하 품종별 거래금액 구성비



도매시장 법인별 거래물량(톤)

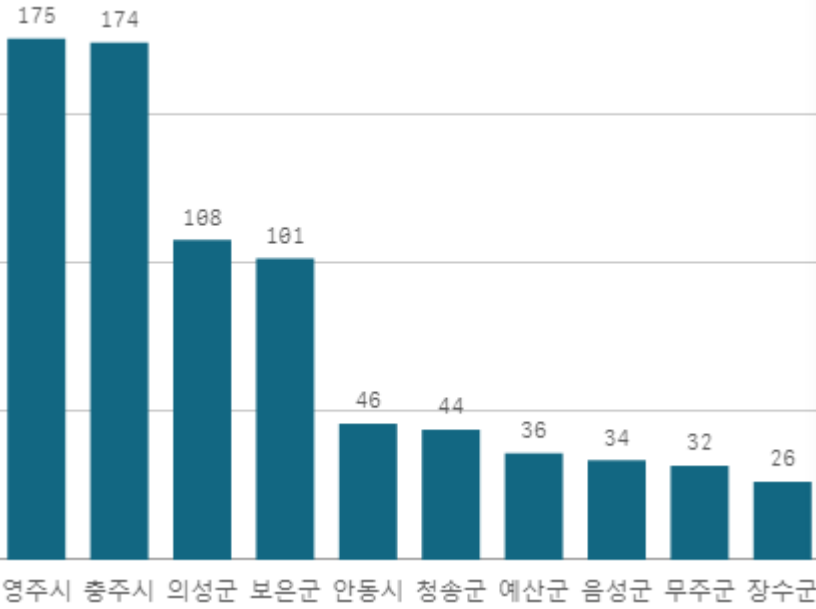


도매시장 법인별 거래금액(백만원)



사과 부사(10Kg)

산지별 거래물량(톤)



출하산지(개소)

30

출하건수(천건)

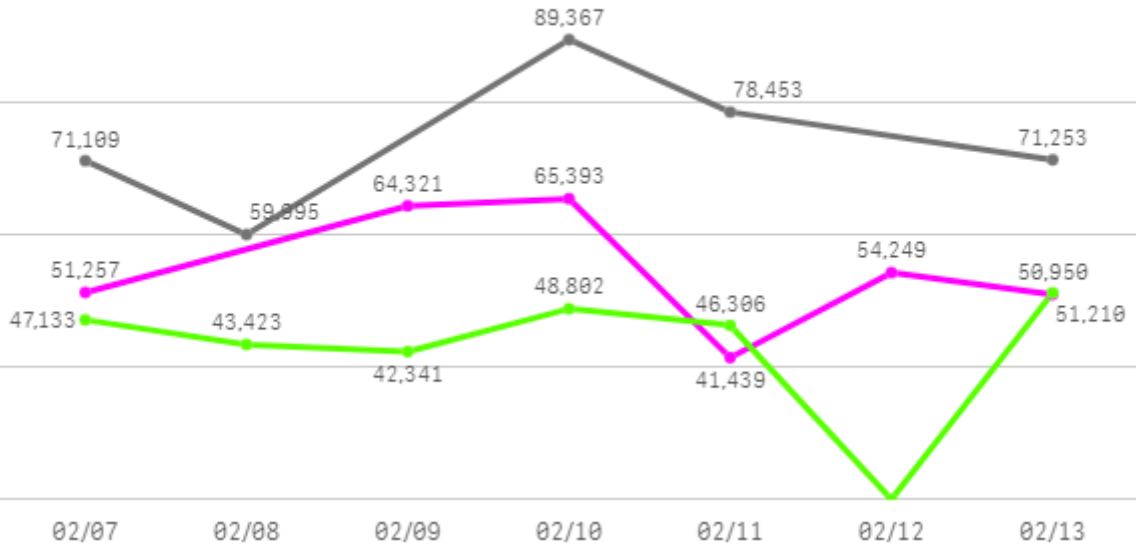
2

산지별 주출하 시군구



주간 도매가격(원)

◆ 2026 ● 2025 ◆ 평년



구분	금주(A)	전주(B)	전월(C)	전년(D)	평년(E)	A/B	A/C	A/D	A/E
가격(원)	54,602	66,224	74,117	74,035	46,675	82.4%	73.7%	73.8%	117.0%

※ 상품 가격 기준

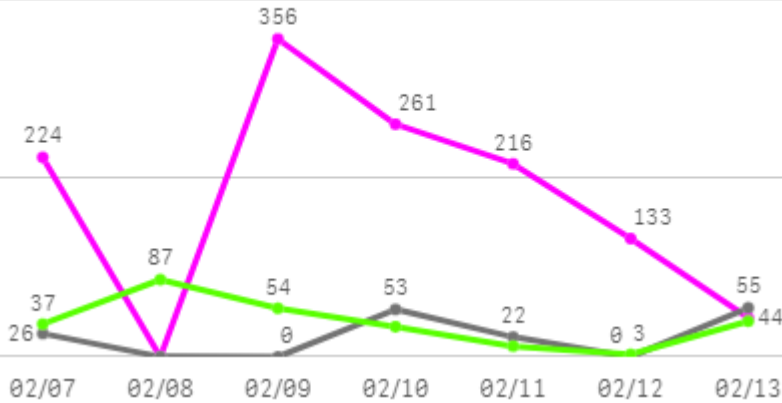
□ 사과 부사(10Kg) 주간 가격

구분	Q	품종	Q	단량	Q	특	상	보통	하
2026-02-07		사과 부사		10Kg		87,091	51,257	33,746	18,608
2026-02-09		사과 부사		10Kg		125,032	64,321	42,151	24,502
2026-02-10		사과 부사		10Kg		121,852	65,393	53,561	34,096
2026-02-11		사과 부사		10Kg		78,822	41,439	36,142	23,783
2026-02-12		사과 부사		10Kg		81,551	54,249	41,334	23,234
2026-02-13		사과 부사		10Kg		58,441	50,950	45,001	35,613
평균						92,132	54,602	41,989	26,639

배

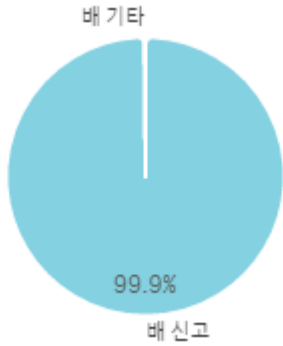
주간 반입량(톤)

◆ 2026 ● 2025 ▲ 평년

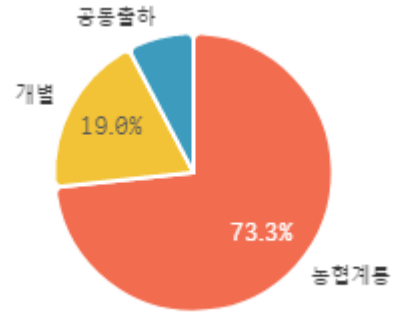


구분	금주(A)	전주(B)	전월(C)	전년(D)	평년(E)	A/B	A/C	A/D	A/E
물량(톤)	1,234	1,591	349	157	429	77.5%	353.2%	786.5%	287.7%

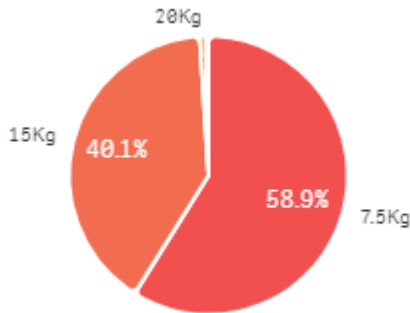
출하 품종별 거래물량 구성비



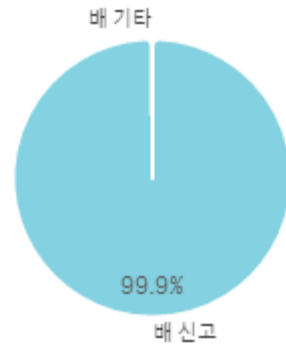
출하자별 거래물량 구성비



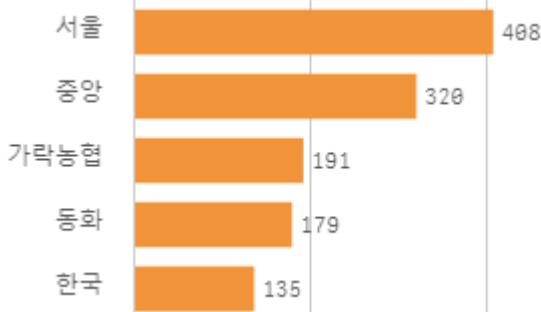
거래 단량별 물량 구성비



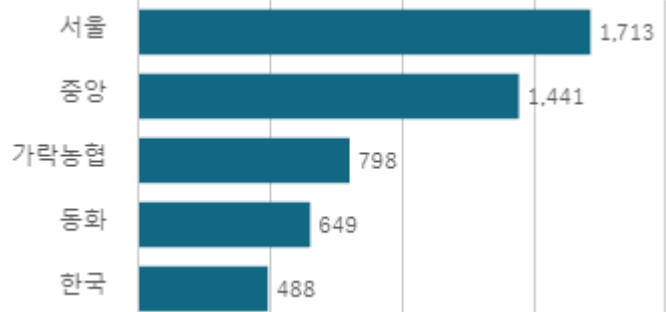
출하 품종별 거래금액 구성비



도매시장 법인별 거래물량(톤)

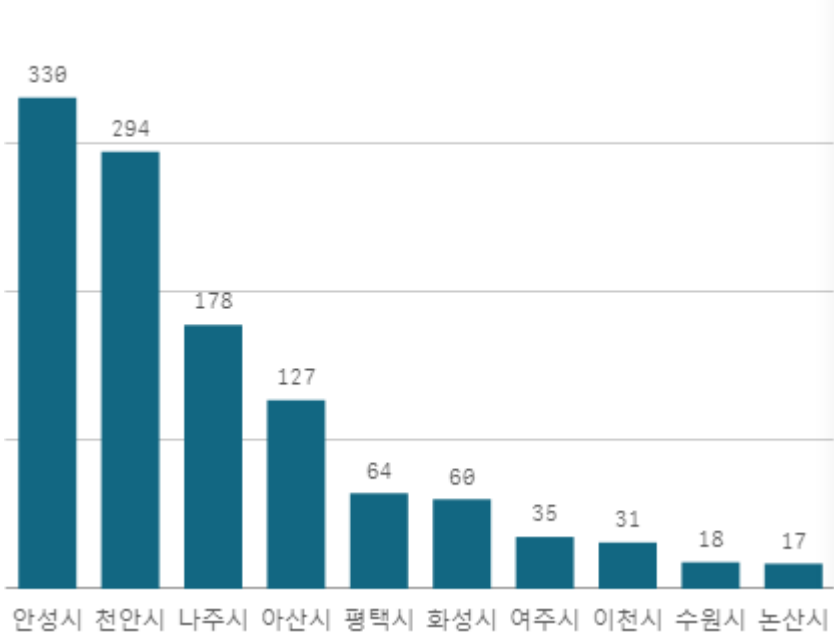


도매시장 법인별 거래금액(백만원)



배 신고(15Kg)

산지별 거래물량(톤)



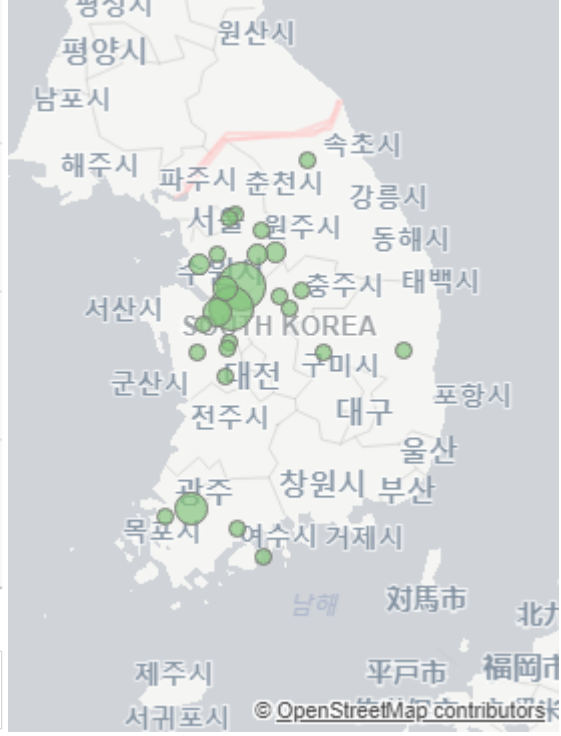
출하산지(개소)

28

출하건수(천건)

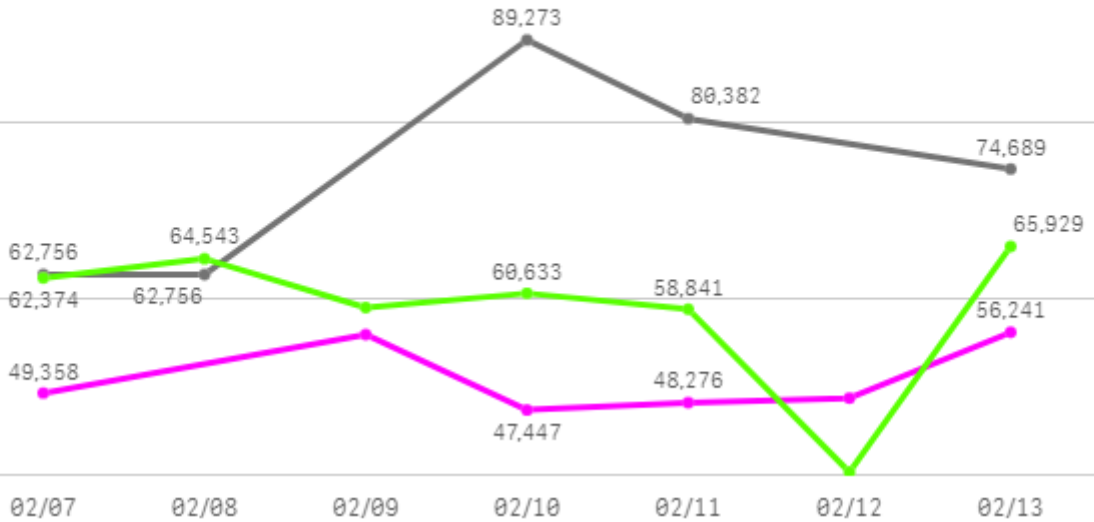
3

산지별 주출하 시군구



주간 도매가격(원)

◆ 2026 ● 2025 ◆ 평년



구분	금주(A)	전주(B)	전월(C)	전년(D)	평년(E)	A/B	A/C	A/D	A/E
가격(원)	51,014	54,412	52,132	73,971	56,726	93.8%	97.9%	69.0%	89.9%

※ 상품 가격 기준

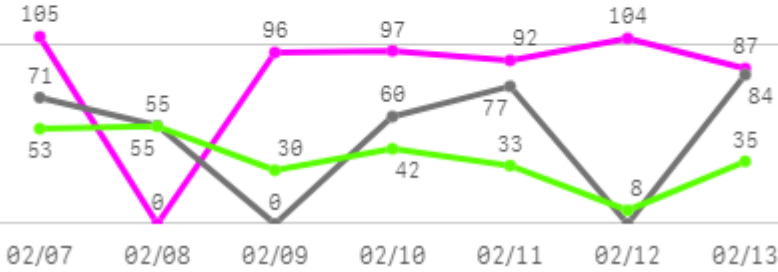
□ 배 신고(15Kg) 주간 가격

구분	Q	품종	Q	단량	Q	특	상	보통	하
2026-02-07		배 신고		15Kg		69,687	49,358	35,760	25,057
2026-02-09		배 신고		15Kg		86,132	55,969	38,857	26,932
2026-02-10		배 신고		15Kg		68,702	47,447	34,634	25,123
2026-02-11		배 신고		15Kg		73,497	48,276	34,066	22,996
2026-02-12		배 신고		15Kg		75,105	48,793	34,075	20,303
2026-02-13		배 신고		15Kg		95,120	56,241	35,774	19,013
평균						78,041	51,014	35,528	23,237

포도

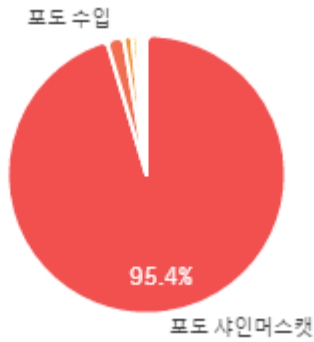
주간 반입량(톤)

◆ 2026 ● 2025 ▲ 평년

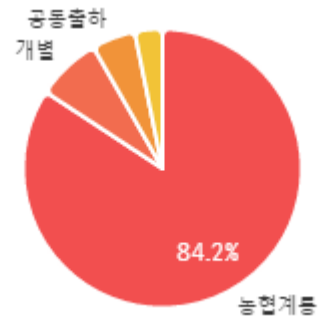


구분	금주(A)	전주(B)	전월(C)	전년(D)	평년(E)	A/B	A/C	A/D	A/E
물량(톤)	581	531	435	347	345	109.3%	133.6%	167.4%	168.3%

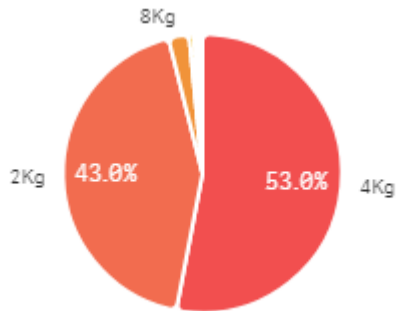
출하 품종별 거래물량 구성비



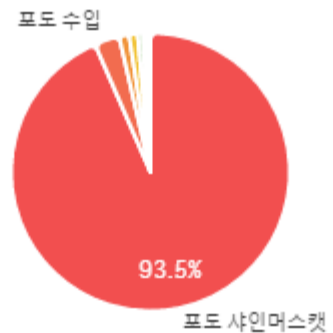
출하자별 거래물량 구성비



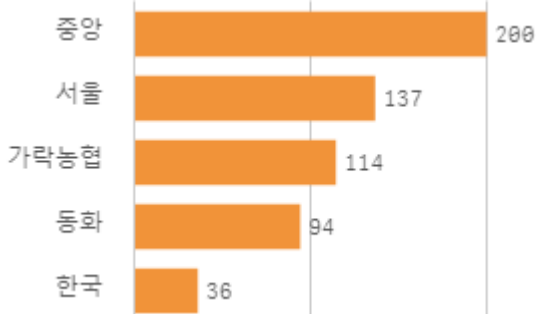
거래 단량별 물량 구성비



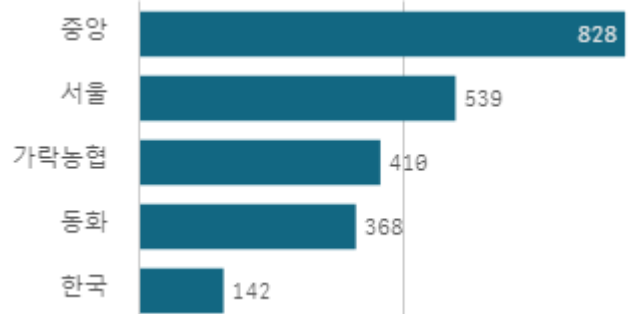
출하 품종별 거래금액 구성비



도매시장 법인별 거래물량(톤)

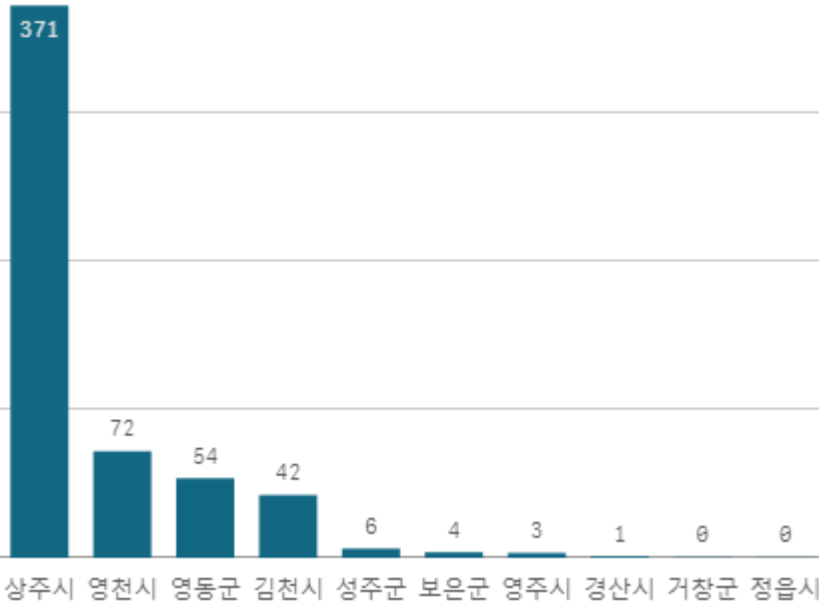


도매시장 법인별 거래금액(백만원)



포도 샤인머스캣(2Kg)

산지별 거래물량(톤)



출하산지(개소)

10

출하건수(천건)

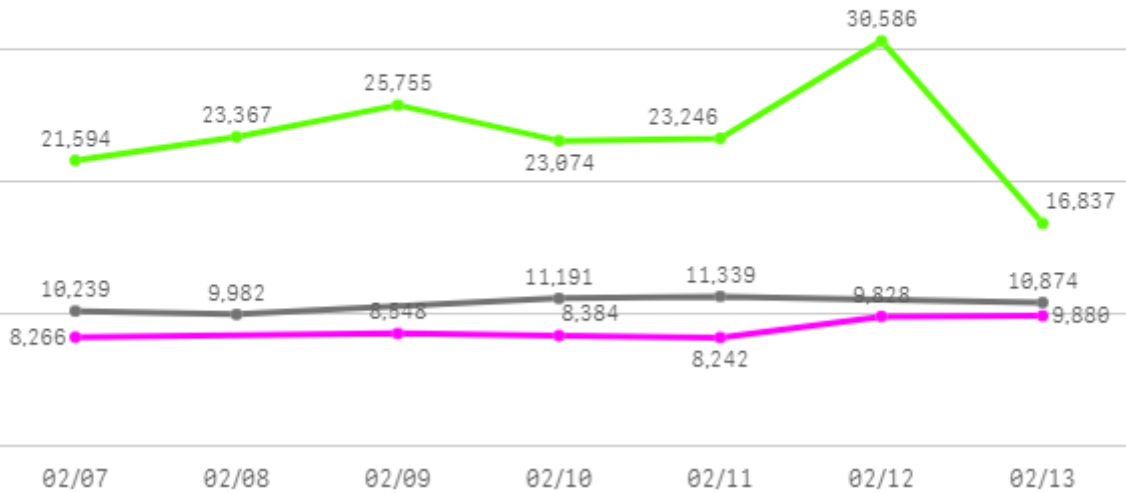
5

산지별 주출하 시군구



주간 도매가격(원)

◆ 2026 ● 2025 ▲ 평년



구분	금주(A)	전주(B)	전월(C)	전년(D)	평년(E)	A/B	A/C	A/D	A/E
가격(원)	8,858	8,788	7,130	10,725	18,195	100.8%	124.2%	82.6%	48.7%

※ 상품 가격 기준

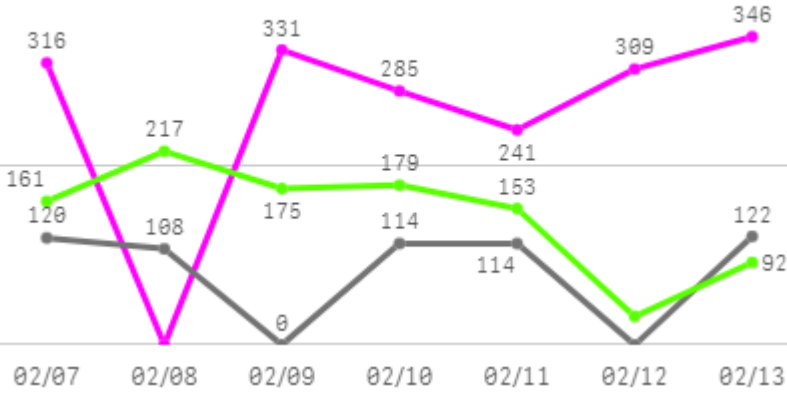
□ 포도 샤인머스켓(2Kg) 주간 가격

구분	Q	품종	Q	단량	Q	특	상	보통	하
2026-02-07		포도 샤인머스켓		2Kg		11,628	8,266	5,244	3,113
2026-02-09		포도 샤인머스켓		2Kg		13,036	8,548	5,679	3,615
2026-02-10		포도 샤인머스켓		2Kg		12,920	8,384	5,218	3,385
2026-02-11		포도 샤인머스켓		2Kg		12,609	8,242	5,244	3,248
2026-02-12		포도 샤인머스켓		2Kg		12,680	9,828	6,636	3,699
2026-02-13		포도 샤인머스켓		2Kg		14,192	9,880	6,366	3,887
평균						12,844	8,858	5,731	3,491

감귤

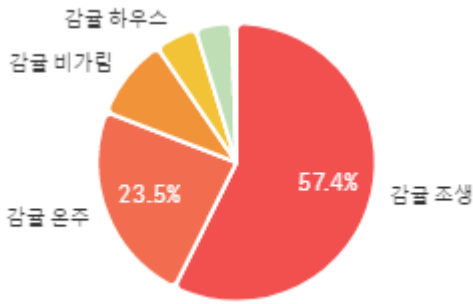
주간 반입량(톤)

2026 (파란색 선) 2025 (회색 선) 평년 (초록색 선)

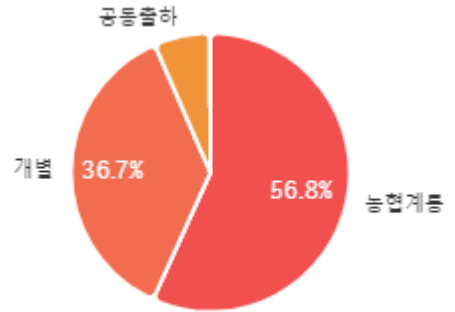


구분	금주(A)	전주(B)	전월(C)	전년(D)	평년(E)	A/B	A/C	A/D	A/E
물량(톤)	1,827	2,304	2,590	576	1,071	79.3%	70.6%	317.0%	170.7%

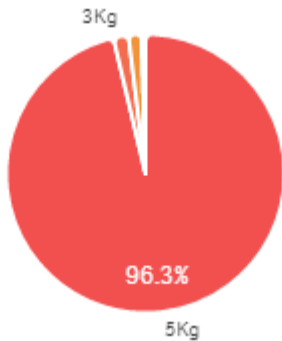
출하 품종별 거래물량 구성비



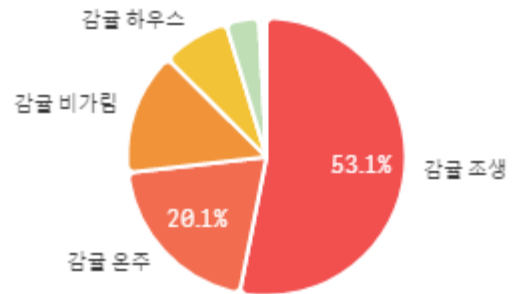
출하자별 거래물량 구성비



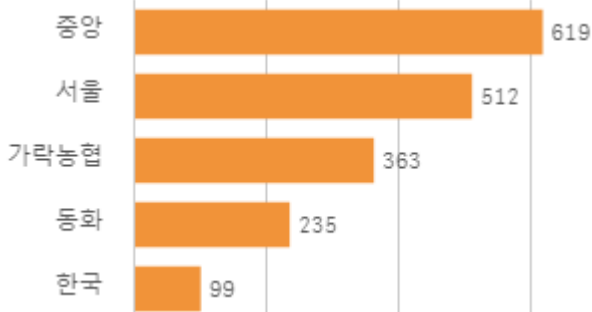
거래 단량별 물량 구성비



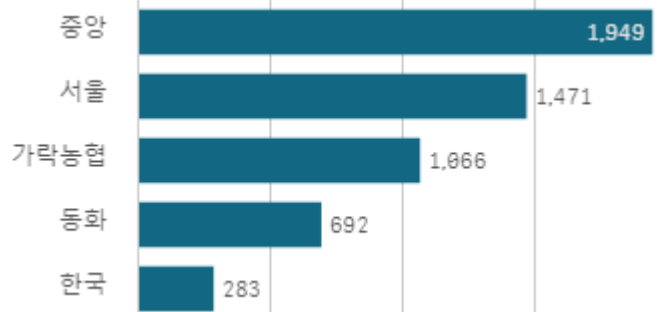
출하 품종별 거래금액 구성비



도매시장 법인별 거래물량(톤)

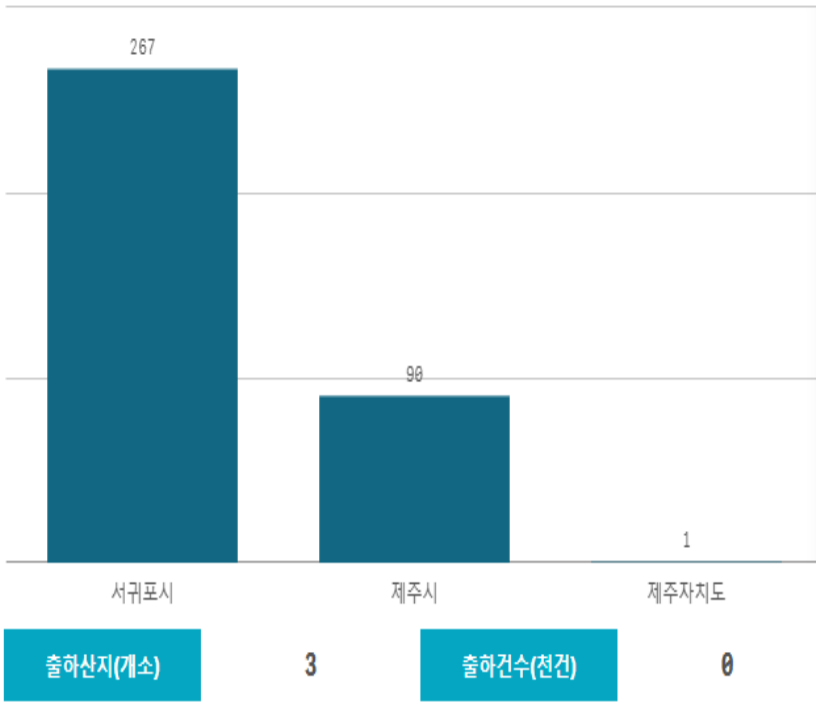


도매시장 법인별 거래금액(백만원)



감귤(5Kg)

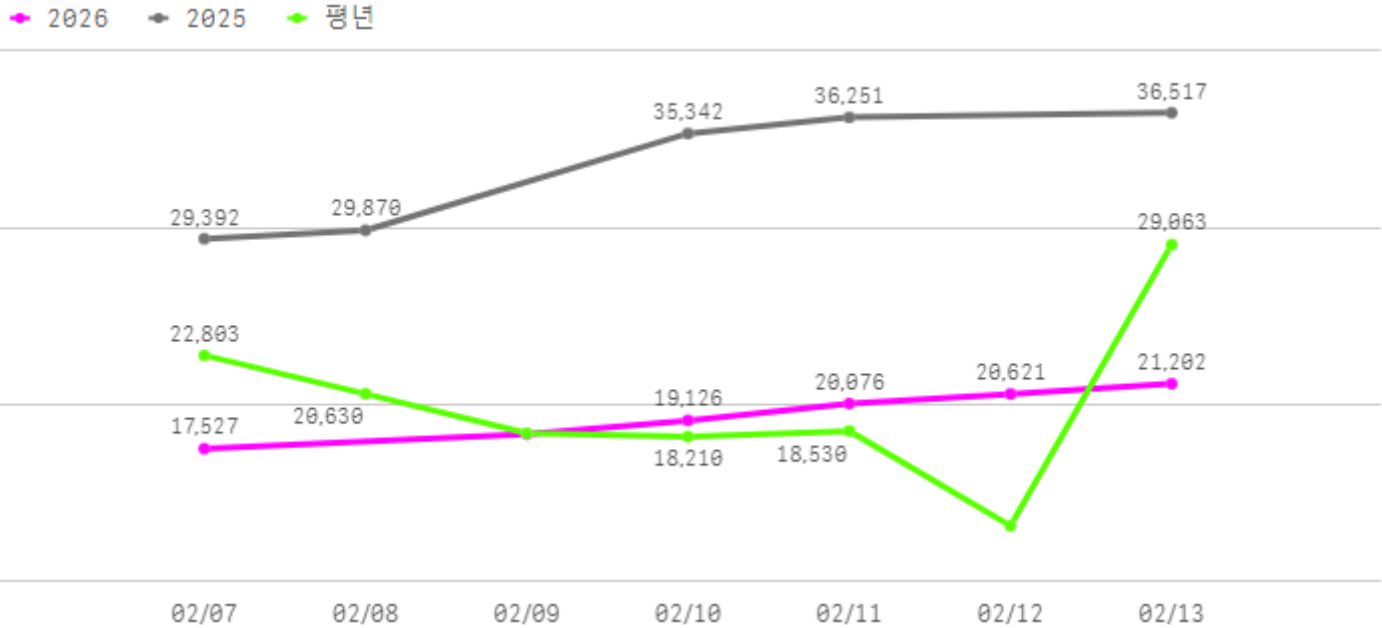
산지별 거래물량(톤)



산지별 주출하 시군구



주간 도매가격(원)



구분	금주(A)	전주(B)	전월(C)	전년(D)	평년(E)	A/B	A/C	A/D	A/E
가격(원)	19,484	17,036	15,780	33,474	21,788	114.4%	123.5%	58.2%	89.4%

※ 상품 가격 기준

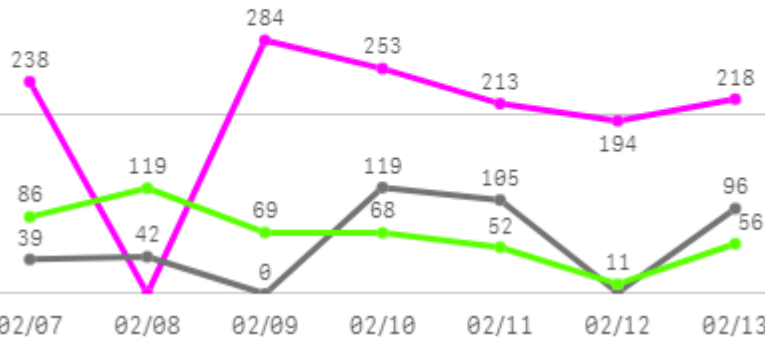
□ 감귤(5Kg) 주간 가격

구분	Q	품종	Q	단량	Q	특	상	보통	하
2026-02-07		감귤		5Kg		32,984	17,527	11,043	6,529
2026-02-09		감귤		5Kg		30,831	18,350	11,916	7,512
2026-02-10		감귤		5Kg		31,399	19,126	12,840	7,976
2026-02-11		감귤		5Kg		32,402	20,076	13,521	7,950
2026-02-12		감귤		5Kg		33,604	20,621	13,173	8,032
2026-02-13		감귤		5Kg		34,026	21,202	13,700	8,002
평균						32,541	19,484	12,699	7,667

만감

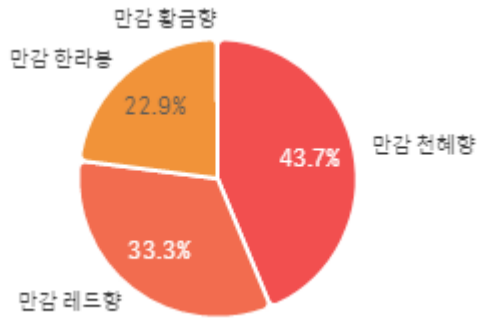
주간 반입량(톤)

◆ 2026 ● 2025 ▲ 평년

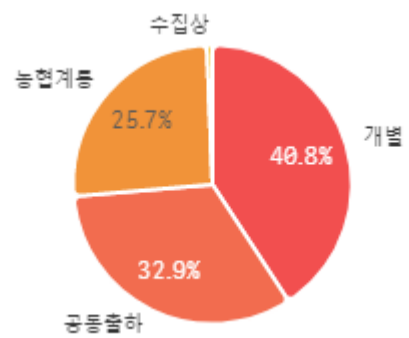


구분	금주(A)	전주(B)	전월(C)	전년(D)	평년(E)	A/B	A/C	A/D	A/E
물량(톤)	1,400	1,506	401	402	645	93.0%	349.4%	348.6%	217.0%

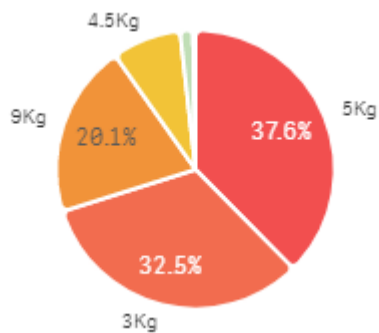
출하 품종별 거래물량 구성비



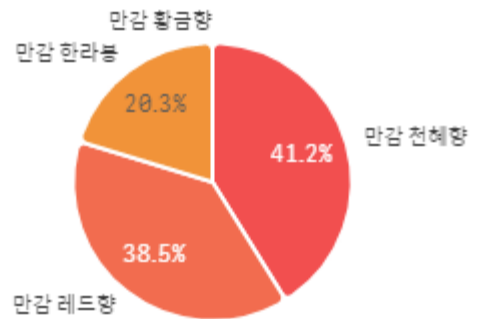
출하자별 거래물량 구성비



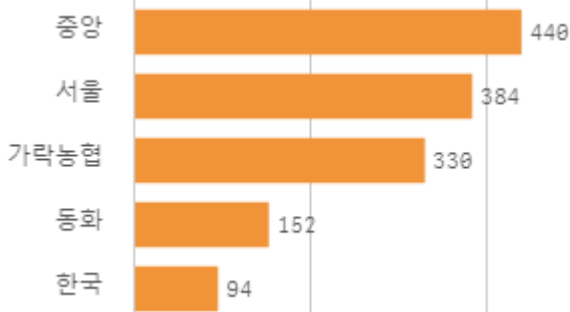
거래 단량별 물량 구성비



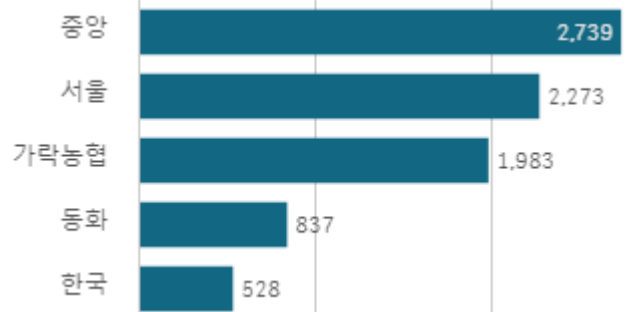
출하 품종별 거래금액 구성비



도매시장 법인별 거래물량(톤)

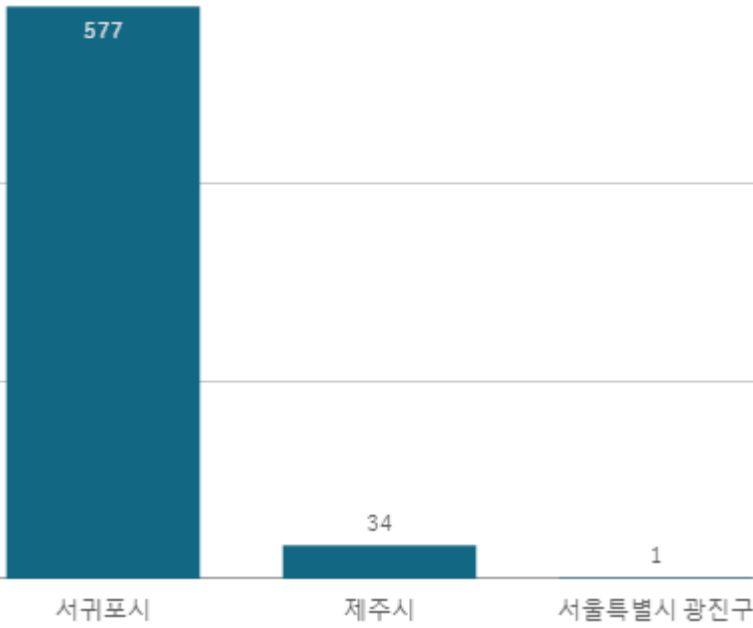


도매시장 법인별 거래금액(백만원)

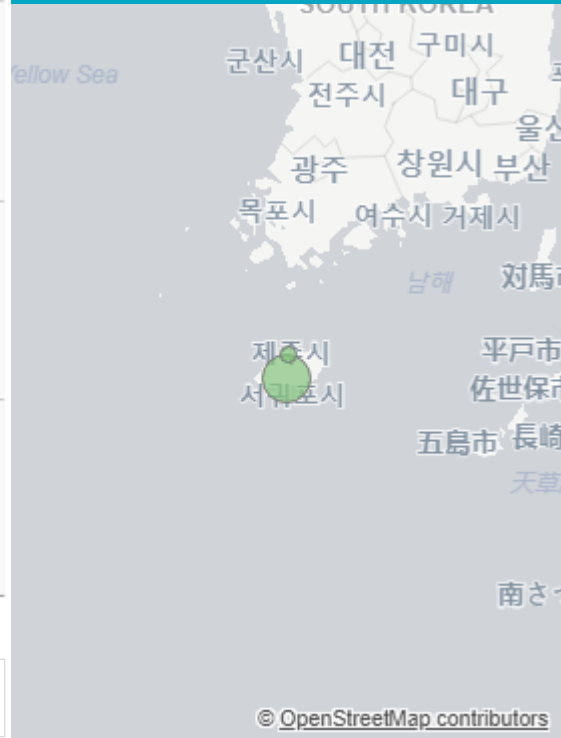


만감 천혜향(9Kg)

산지별 거래물량(톤)



산지별 주출하 시군구



출하산지(개소)

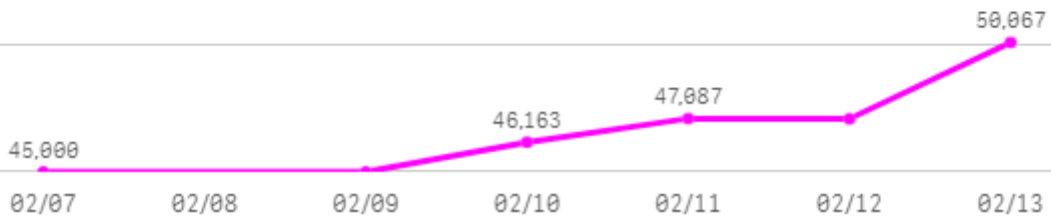
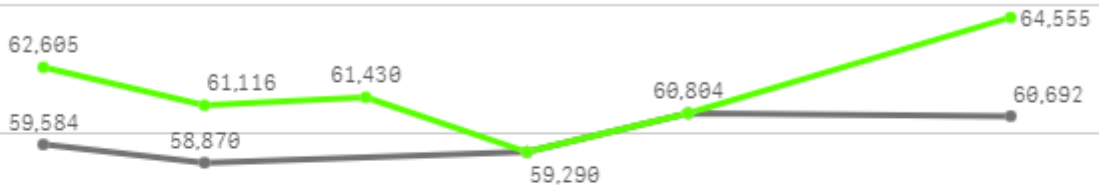
3

출하건수(천건)

3

주간 도매가격(원)

◆ 2026 ● 2025 ◆ 평년



구분	금주(A)	전주(B)	전월(C)	전년(D)	평년(E)	A/B	A/C	A/D	A/E
가격(원)	46,732	42,519	46,392	59,848	55,898	109.9%	100.7%	78.1%	83.6%

※ 상품 가격 기준

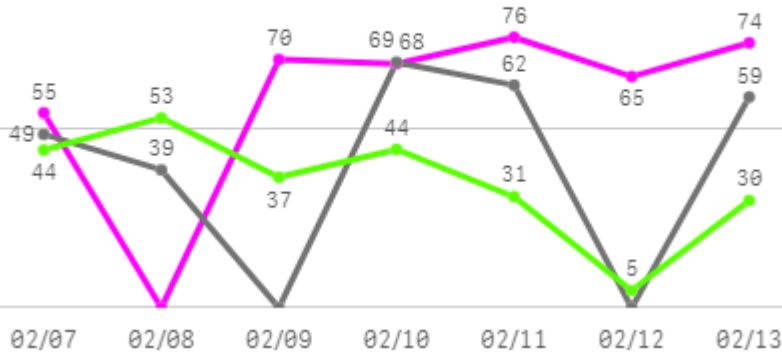
□ 만감 천혜향(9Kg) 주간 가격

구분	Q	품종	Q	단량	Q	특	상	보통	하
2026-02-07		만감 천혜향		9Kg		45,000	45,000	44,143	42,864
2026-02-09		만감 천혜향		9Kg		45,000	45,000	44,143	42,864
2026-02-10		만감 천혜향		9Kg		48,000	46,163	40,410	32,668
2026-02-11		만감 천혜향		9Kg		51,000	47,087	42,098	26,211
2026-02-12		만감 천혜향		9Kg		50,000	47,077	40,418	29,587
2026-02-13		만감 천혜향		9Kg		53,000	50,067	46,821	40,000
평균						48,667	46,732	43,006	35,699

단감

주간 반입량(톤)

◆ 2026 ● 2025 ▲ 평년

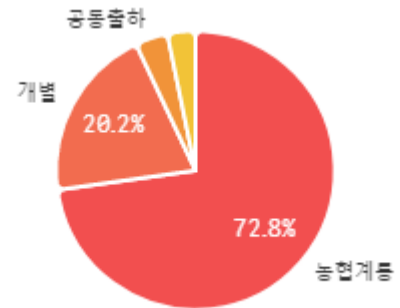


구분	금주(A)	전주(B)	전월(C)	전년(D)	평년(E)	A/B	A/C	A/D	A/E
물량(톤)	408	400	400	278	287	102.0%	102.0%	146.8%	141.9%

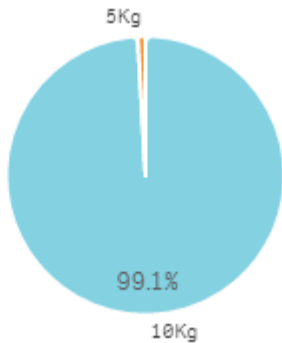
출하 품종별 거래물량 구성비



출하자별 거래물량 구성비



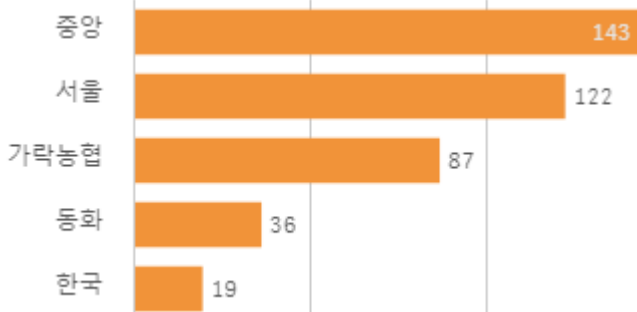
거래 단량별 물량 구성비



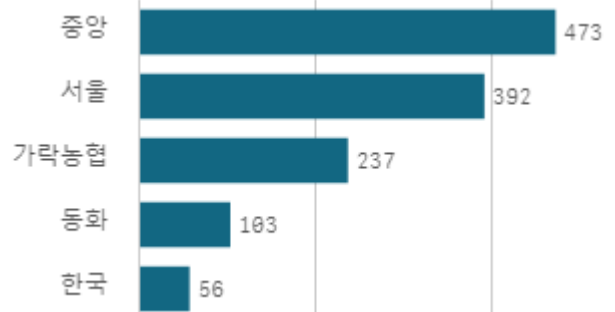
출하 품종별 거래금액 구성비



도매시장 법인별 거래물량(톤)

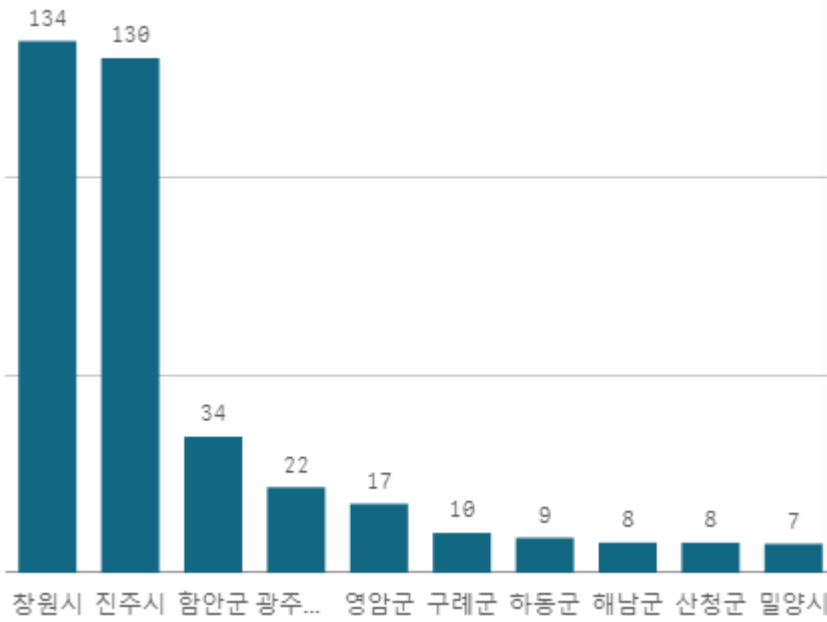


도매시장 법인별 거래금액(백만원)



단감 부유(10Kg)

산지별 거래물량(톤)



출하산지(개소)

21

출하건수(천건)

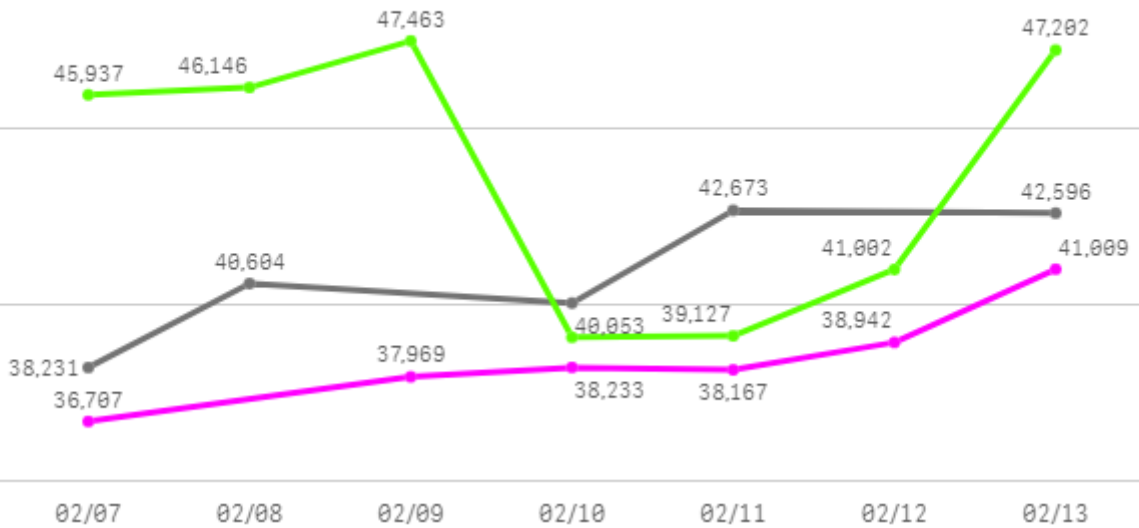
3

산지별 주출하 시군구



주간 도매가격(원)

◆ 2026 ● 2025 ◆ 평년



구분	금주(A)	전주(B)	전월(C)	전년(D)	평년(E)	A/B	A/C	A/D	A/E
가격(원)	38,505	36,505	33,492	40,831	42,366	105.5%	115.0%	94.3%	90.9%

※ 상품 가격 기준

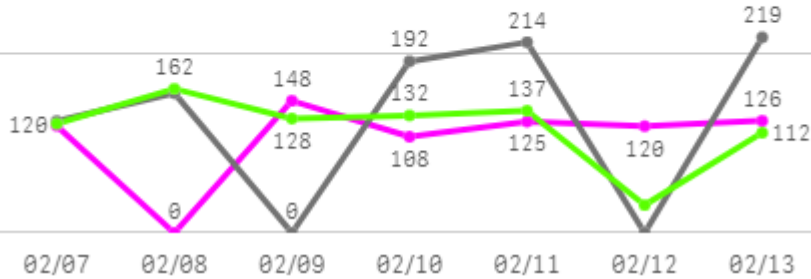
□ 단감 부유(10Kg) 주간 가격

구분	Q	품종	Q	단량	Q	특	상	보통	하
2026-02-07		단감 부유		10Kg		47,294	36,707	27,202	15,144
2026-02-09		단감 부유		10Kg		46,503	37,969	29,186	17,525
2026-02-10		단감 부유		10Kg		47,822	38,233	28,881	18,845
2026-02-11		단감 부유		10Kg		47,541	38,167	28,858	18,210
2026-02-12		단감 부유		10Kg		49,641	38,942	29,188	19,095
2026-02-13		단감 부유		10Kg		51,563	41,009	32,034	20,090
평균						48,394	38,505	29,225	18,152

바나나

주간 반입량(톤)

2026 (파란색 선) 2025 (회색 선) 평년 (초록색 선)

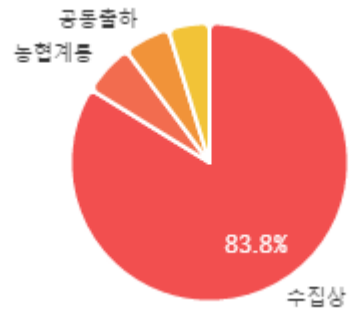


구분	금주(A)	전주(B)	전월(C)	전년(D)	평년(E)	A/B	A/C	A/D	A/E
물량(톤)	746	733	727	907	812	101.8%	102.6%	82.2%	91.9%

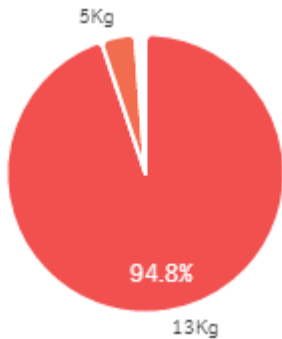
출하 품종별 거래물량 구성비



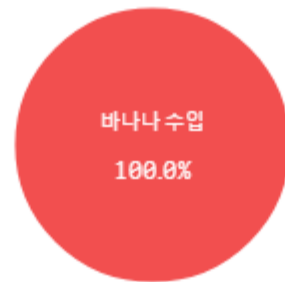
출하자별 거래물량 구성비



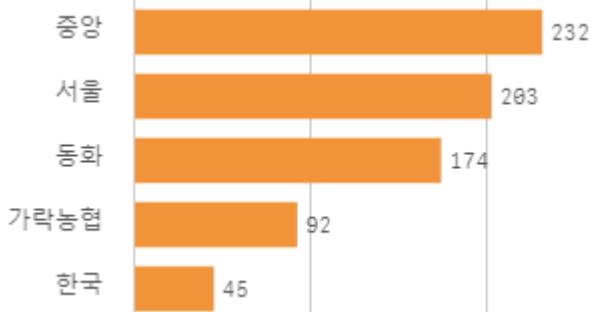
거래 단량별 물량 구성비



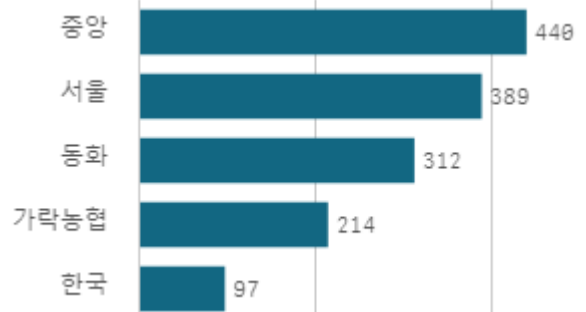
출하 품종별 거래금액 구성비



도매시장 법인별 거래물량(톤)

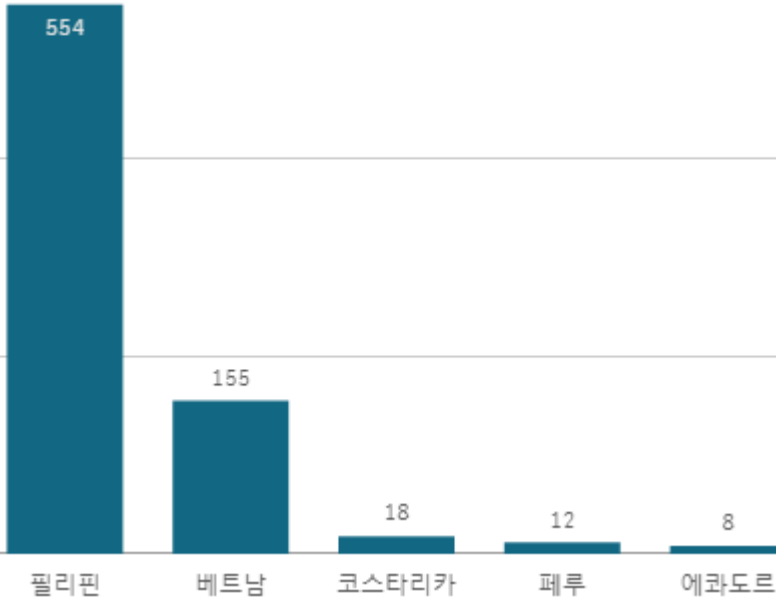


도매시장 법인별 거래금액(백만원)

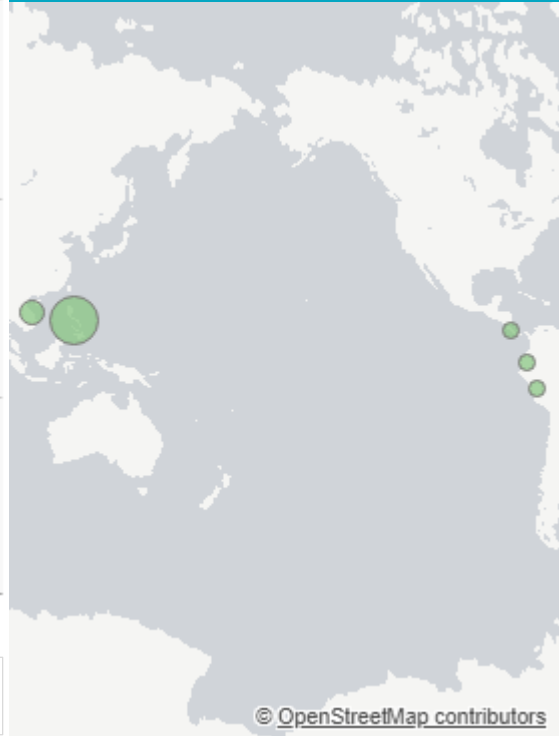


바나나 수입(13Kg)

산지별 거래물량(톤)



산지별 주출하 시군구



출하산지(개소)

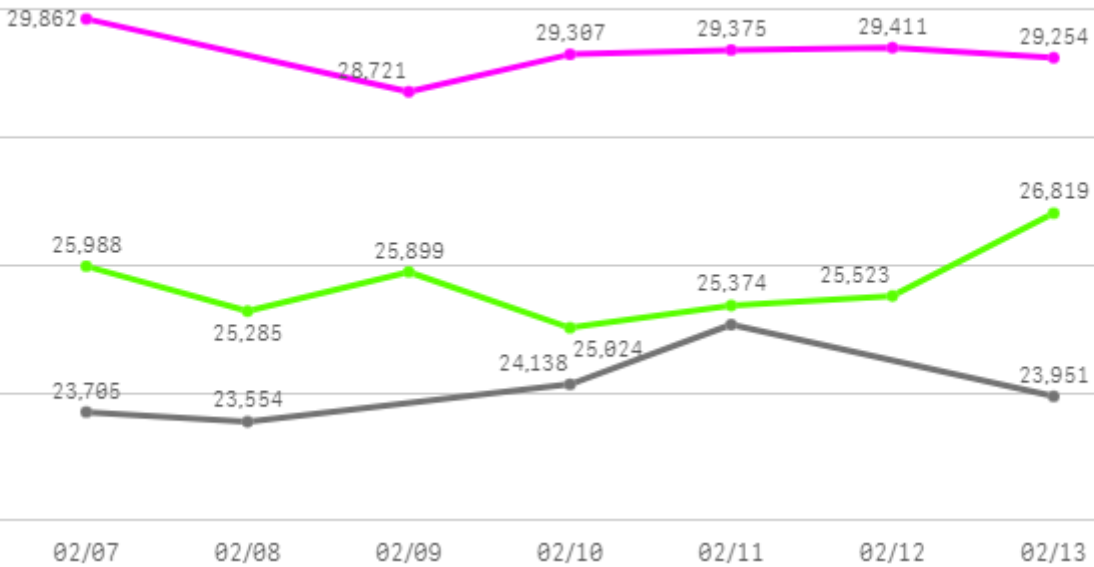
5

출하건수(천건)

2

주간 도매가격(원)

◆ 2026 ● 2025 ◆ 평년



구분	금주(A)	전주(B)	전월(C)	전년(D)	평년(E)	A/B	A/C	A/D	A/E
가격(원)	29,322	29,148	26,494	24,084	26,983	100.6%	110.7%	121.7%	108.7%

※ 상품 가격 기준

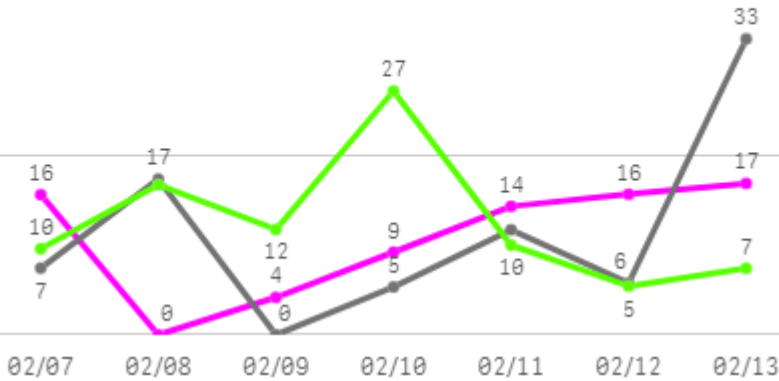
□ 바나나 수입(13Kg) 주간 가격

구분	Q	품종	Q	단량	Q	특	상	보통	하
2026-02-07		바나나 수입		13Kg		34,999	29,862	23,117	12,416
2026-02-09		바나나 수입		13Kg		34,488	28,721	18,644	11,351
2026-02-10		바나나 수입		13Kg		34,645	29,307	21,239	10,567
2026-02-11		바나나 수입		13Kg		35,364	29,375	23,446	14,518
2026-02-12		바나나 수입		13Kg		34,393	29,411	22,424	11,613
2026-02-13		바나나 수입		13Kg		34,717	29,254	22,440	15,042
평균						34,768	29,322	21,885	12,585

고등어

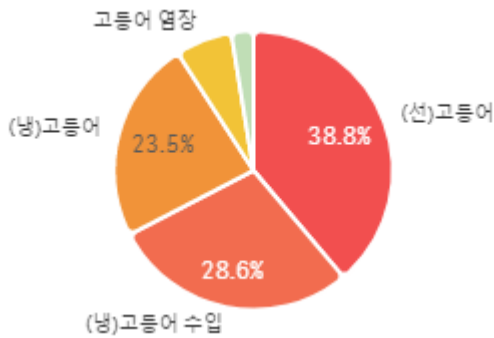
주간 반입량(톤)

◆ 2026 ● 2025 ▲ 평년

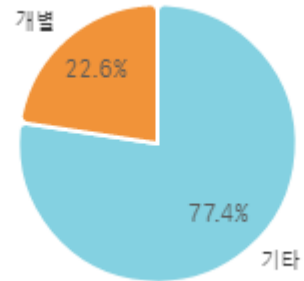


구분	금주(A)	전주(B)	전월(C)	전년(D)	평년(E)	A/B	A/C	A/D	A/E
물량(톤)	76	78	107	81	92	97.7%	71.1%	94.1%	83.2%

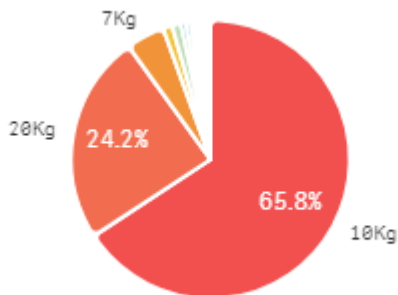
출하 품종별 거래물량 구성비



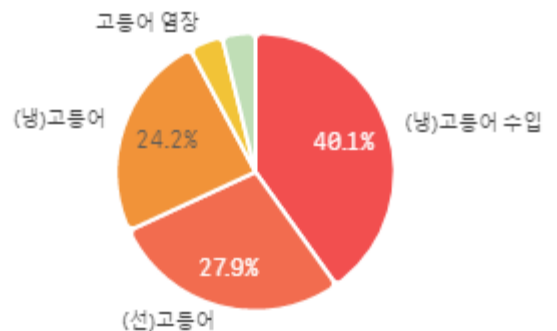
출하자별 거래물량 구성비



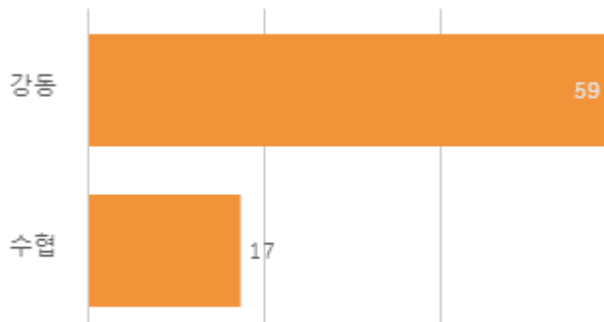
거래 단량별 물량 구성비



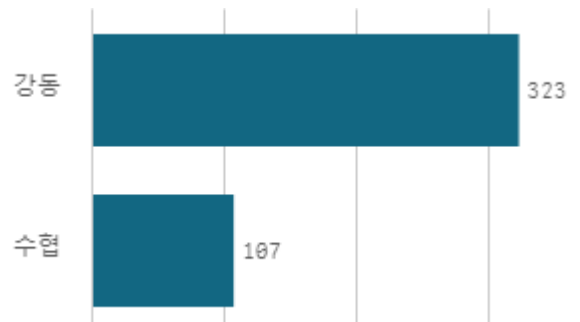
출하 품종별 거래금액 구성비



도매시장 법인별 거래물량(톤)



도매시장 법인별 거래금액(백만원)



(냉)고등어 수입(10Kg)

산지별 거래물량(톤)



노르웨이

산지별 주출하 시군구



출하산지(개소)

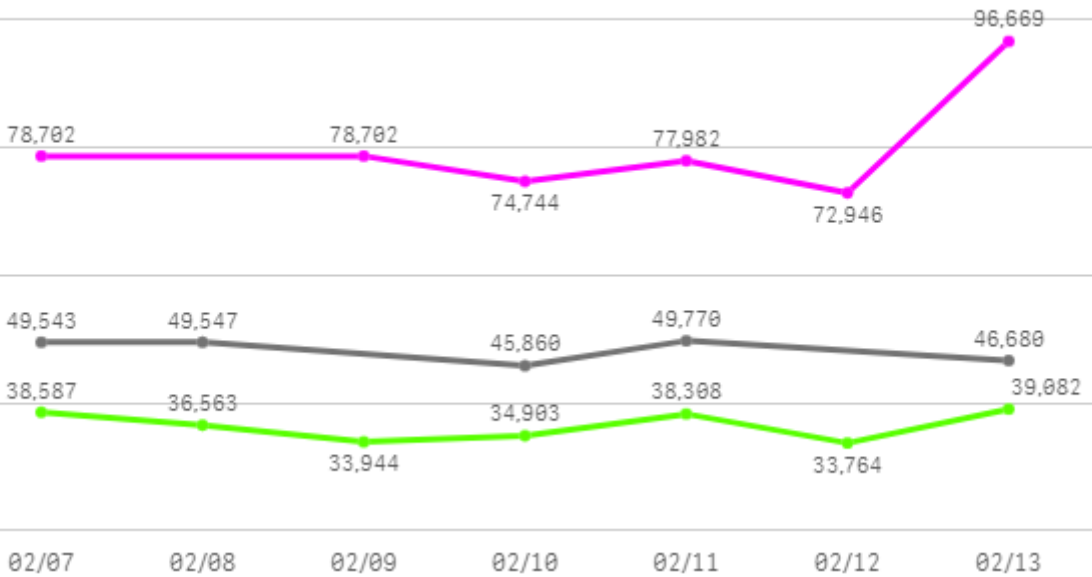
1

출하건수(천건)

0

주간 도매가격(원)

◆ 2026 ● 2025 ◆ 평년



구분	금주(A)	전주(B)	전월(C)	전년(D)	평년(E)	A/B	A/C	A/D	A/E
가격(원)	79,958	78,253	75,339	48,280	47,329	102.2%	106.1%	165.6%	168.9%

※ 상품 가격 기준

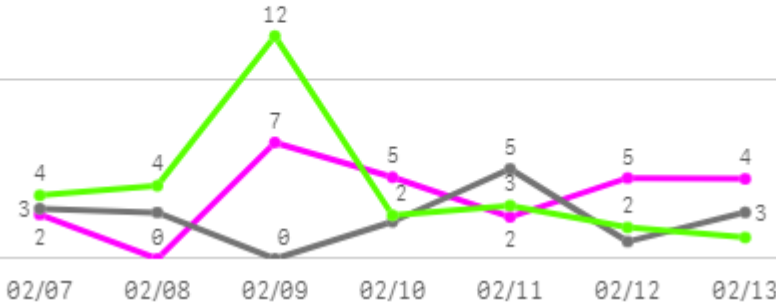
□ (냉)고등어 수입(10Kg) 주간 가격

구분	Q	품종	Q	단량	Q	특	상	보통	하
2026-02-07		(냉)고등어 수입		10Kg		-	78,702	-	-
2026-02-09		(냉)고등어 수입		10Kg		-	78,702	-	-
2026-02-10		(냉)고등어 수입		10Kg		-	74,744	-	-
2026-02-11		(냉)고등어 수입		10Kg		-	77,982	-	-
2026-02-12		(냉)고등어 수입		10Kg		-	72,946	-	-
2026-02-13		(냉)고등어 수입		10Kg		-	96,669	-	-
평균						-	79,958	-	-

갈치

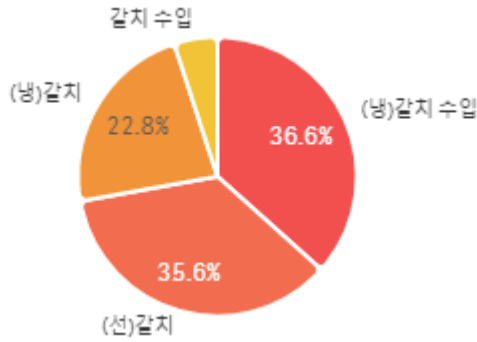
주간 반입량(톤)

◆ 2026 ● 2025 ▲ 평년

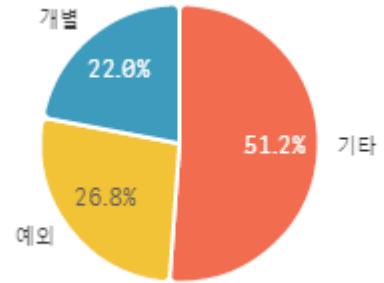


구분	금주(A)	전주(B)	전월(C)	전년(D)	평년(E)	A/B	A/C	A/D	A/E
물량(톤)	25	24	28	16	21	105.2%	90.0%	154.9%	116.5%

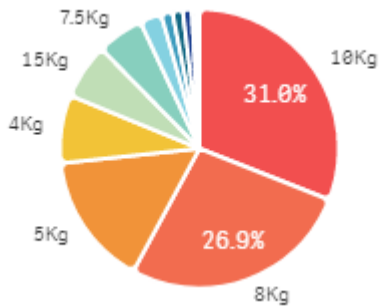
출하 품종별 거래물량 구성비



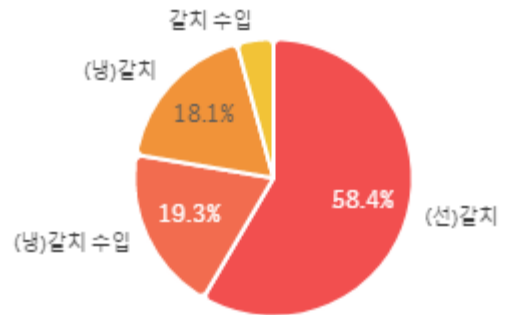
출하자별 거래물량 구성비



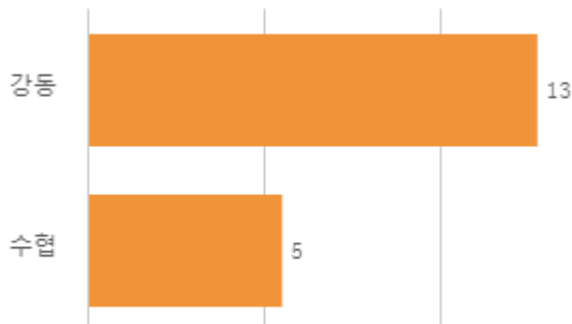
거래 단량별 물량 구성비



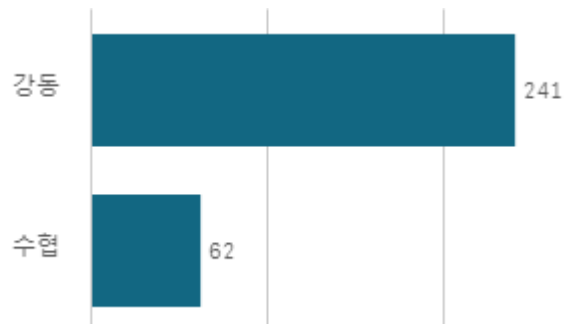
출하 품종별 거래금액 구성비



도매시장 법인별 거래물량(톤)



도매시장 법인별 거래금액(백만원)

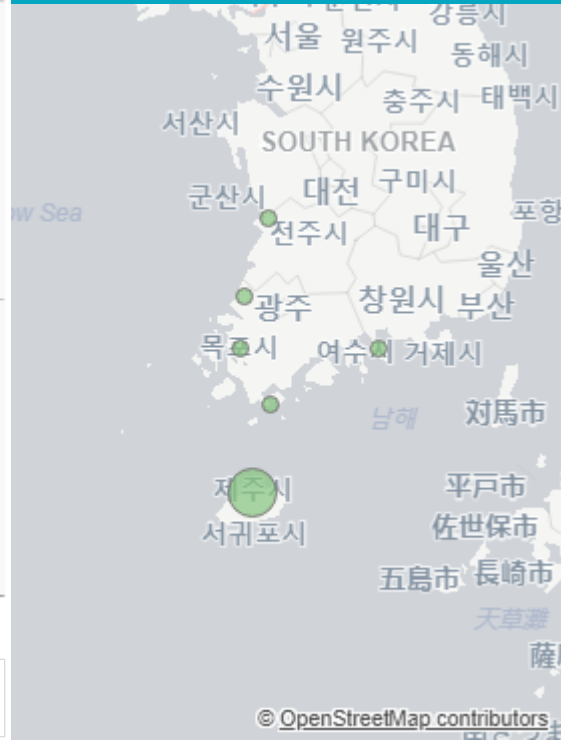


(선)갈치(5Kg)

산지별 거래물량(톤)



산지별 주출하 시군구



출하산지(개소)

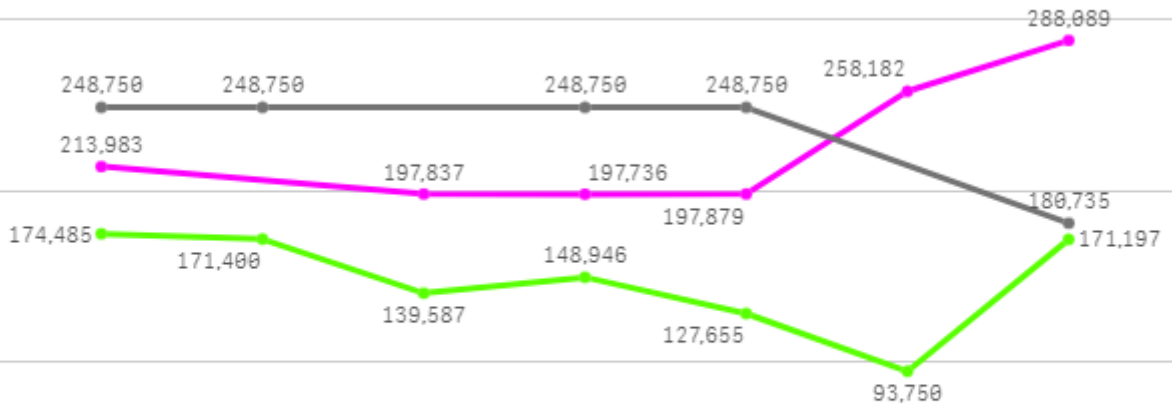
7

출하건수(천건)

0

주간 도매가격(원)

◆ 2026 ● 2025 ◆ 평년



02/07 02/08 02/09 02/10 02/11 02/12 02/13

구분	금주(A)	전주(B)	전월(C)	전년(D)	평년(E)	A/B	A/C	A/D	A/E
가격(원)	225,618	195,058	165,165	235,147	174,176	115.7%	136.6%	95.9%	129.5%

※ 상품 가격 기준

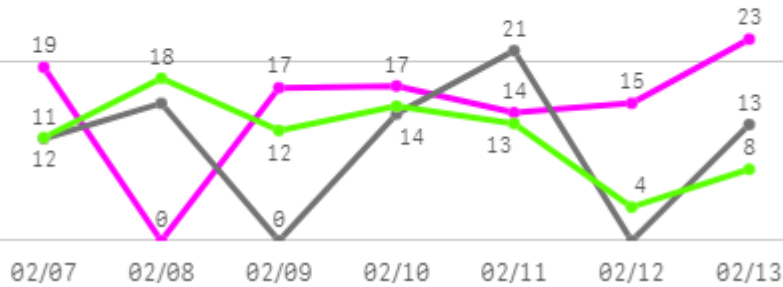
□ (선)갈치(5Kg) 주간 가격

구분	Q	품종	Q	단량	Q	특	상	보통	하
2026-02-07		(선)갈치		5Kg		-	213,983	153,750	62,020
2026-02-09		(선)갈치		5Kg		-	197,837	140,579	75,250
2026-02-10		(선)갈치		5Kg		-	197,736	155,519	97,500
2026-02-11		(선)갈치		5Kg		-	197,879	162,879	141,161
2026-02-12		(선)갈치		5Kg		-	258,182	208,750	152,778
2026-02-13		(선)갈치		5Kg		-	288,089	200,194	95,711
평균						-	225,618	170,279	104,070

홍합

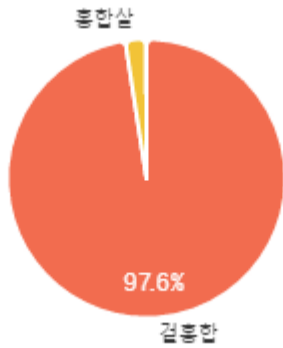
주간 반입량(톤)

◆ 2026 ● 2025 ▲ 평년

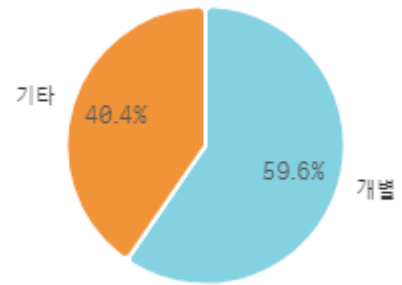


구분	금주(A)	전주(B)	전월(C)	전년(D)	평년(E)	A/B	A/C	A/D	A/E
물량(톤)	106	104	104	75	85	102.7%	102.6%	141.0%	125.6%

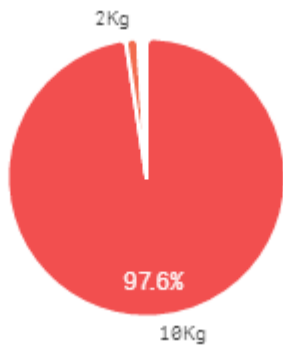
출하 품종별 거래물량 구성비



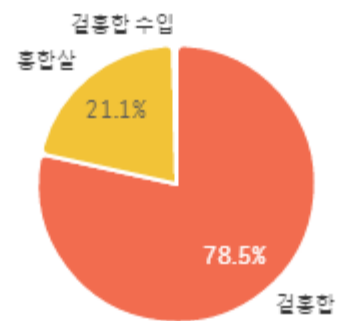
출하자별 거래물량 구성비



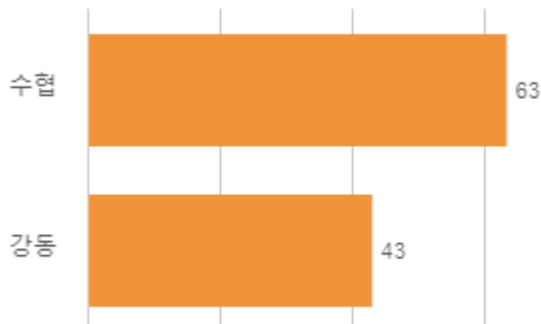
거래 단량별 물량 구성비



출하 품종별 거래금액 구성비



도매시장 법인별 거래물량(톤)

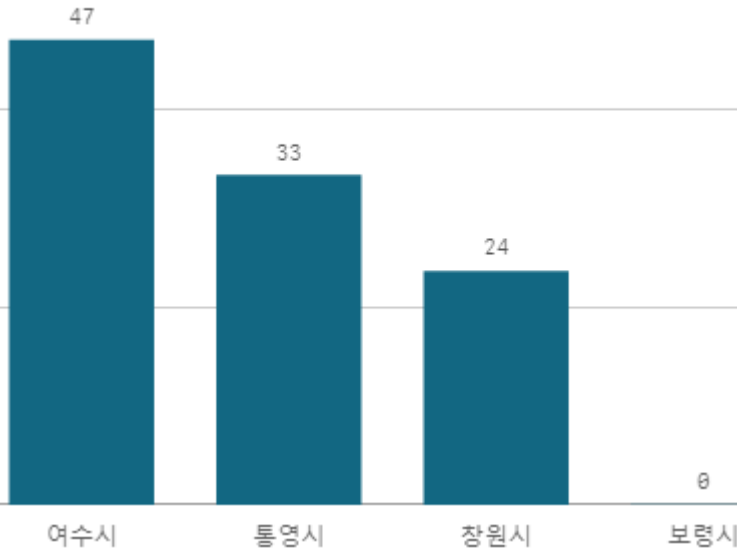


도매시장 법인별 거래금액(백만원)

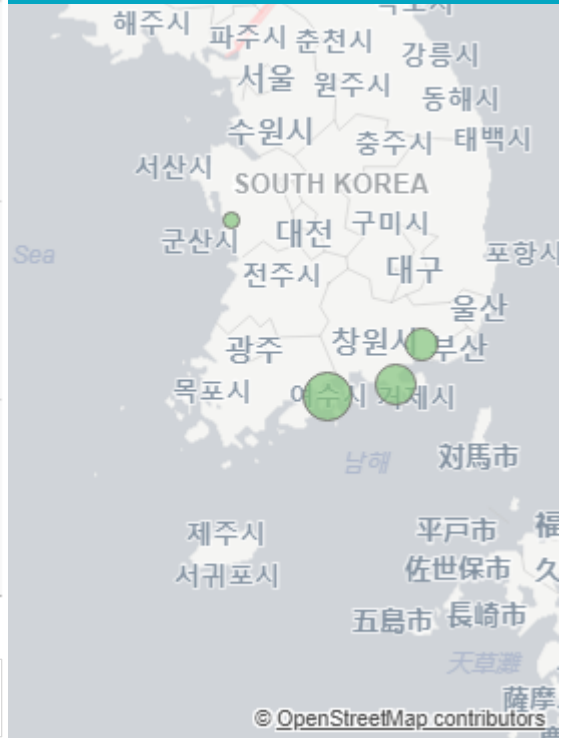


겉홍합(10Kg)

산지별 거래물량(톤)



산지별 주출하 시군구



출하산지(개소)

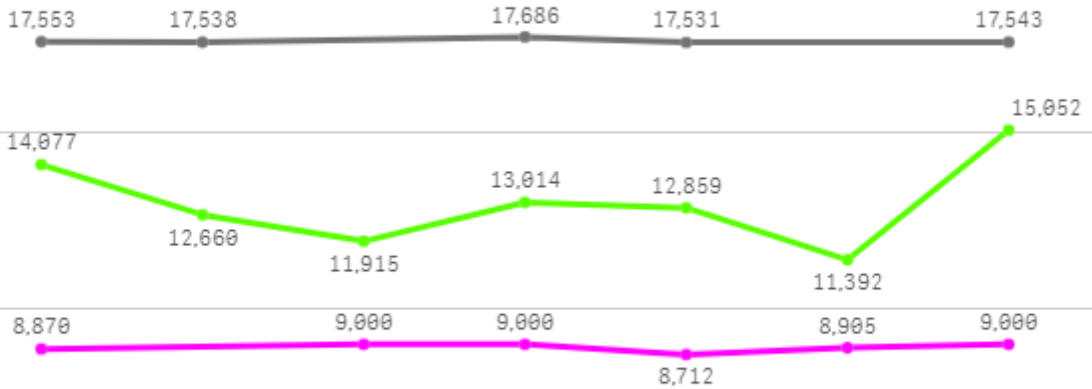
4

출하건수(천건)

1

오징어 주간도매가격(원)

◆ 2026 ● 2025 ▲ 평년



02/07 02/08 02/09 02/10 02/11 02/12 02/13

구분	금주(A)	전주(B)	전월(C)	전년(D)	평년(E)	A/B	A/C	A/D	A/E
가격(원)	8,915	9,000	9,000	17,570	12,859	99.1%	99.1%	50.7%	69.3%

※ 상품 가격 기준

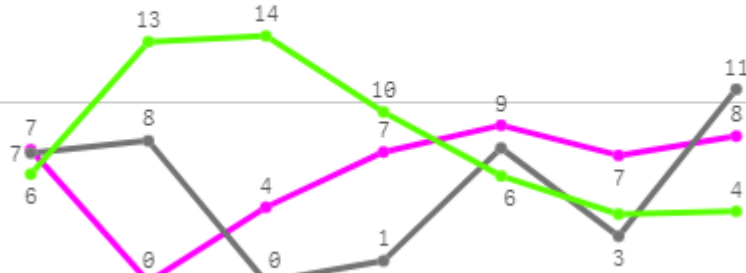
□ 곁홍합(10Kg) 주간 가격

구분	Q	품종	Q	단량	Q	특	상	보통	하
2026-02-07		곁홍합		10Kg		-	8,870	7,031	5,601
2026-02-09		곁홍합		10Kg		-	9,000	7,440	6,498
2026-02-10		곁홍합		10Kg		-	9,000	7,211	5,486
2026-02-11		곁홍합		10Kg		-	8,712	6,634	4,088
2026-02-12		곁홍합		10Kg		-	8,905	7,126	6,070
2026-02-13		곁홍합		10Kg		-	9,000	7,584	7,000
평균						-	8,915	7,171	5,791

오징어

주간 반입량(톤)

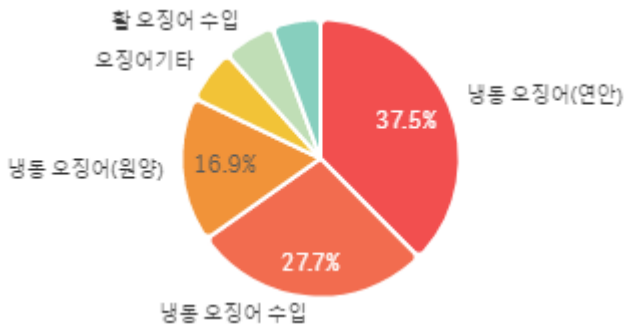
◆ 2026 ● 2025 ▲ 평년



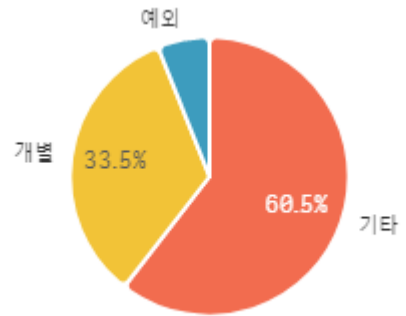
02/07 02/08 02/09 02/10 02/11 02/12 02/13

구분	금주(A)	전주(B)	전월(C)	전년(D)	평년(E)	A/B	A/C	A/D	A/E
물량(톤)	43	39	49	37	52	109.3%	88.1%	115.5%	82.3%

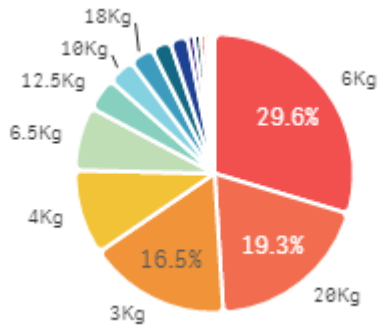
출하 품종별 거래물량 구성비



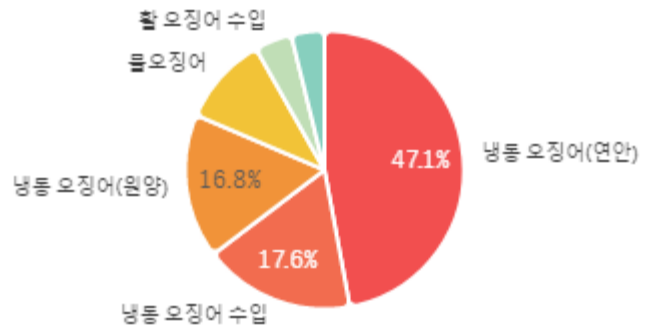
출하자별 거래물량 구성비



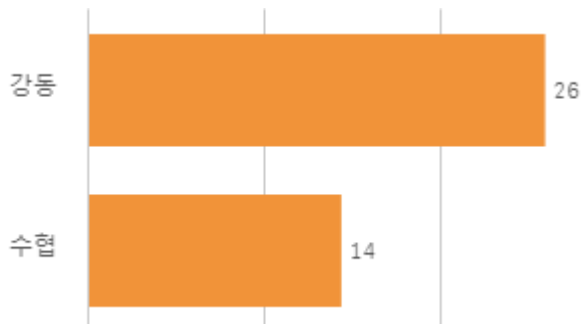
거래 단량별 물량 구성비



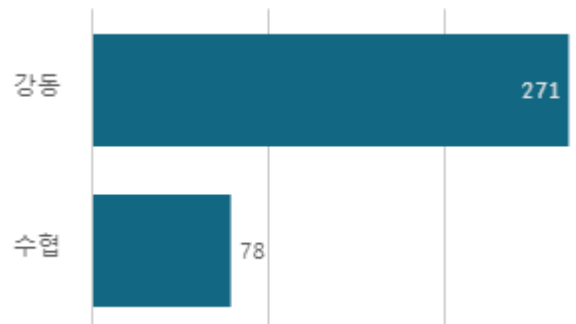
출하 품종별 거래금액 구성비



도매시장 법인별 거래물량(톤)

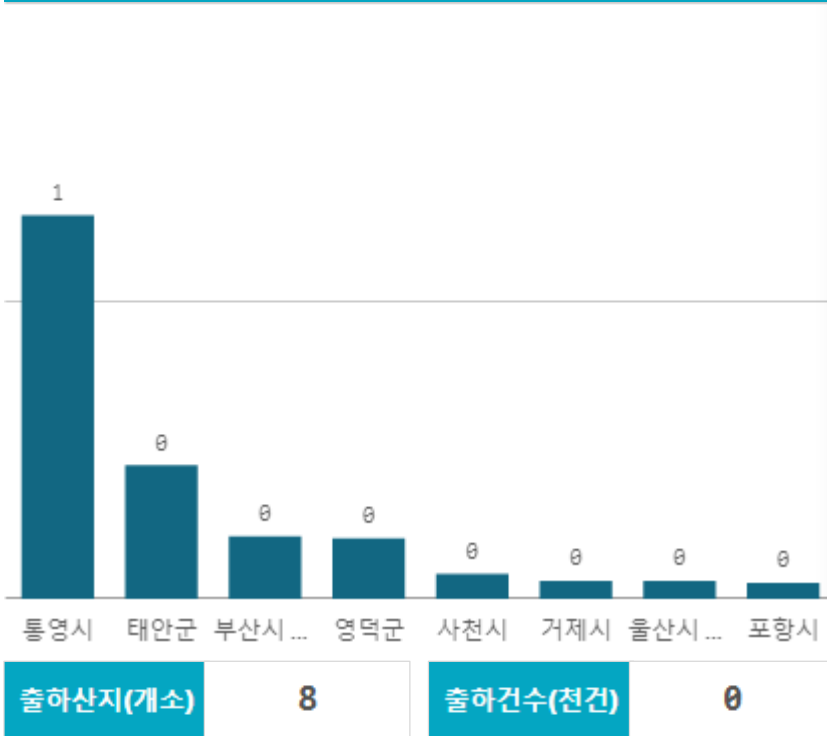


도매시장 법인별 거래금액(백만원)



물오징어(6Kg)

산지별 거래물량(톤)



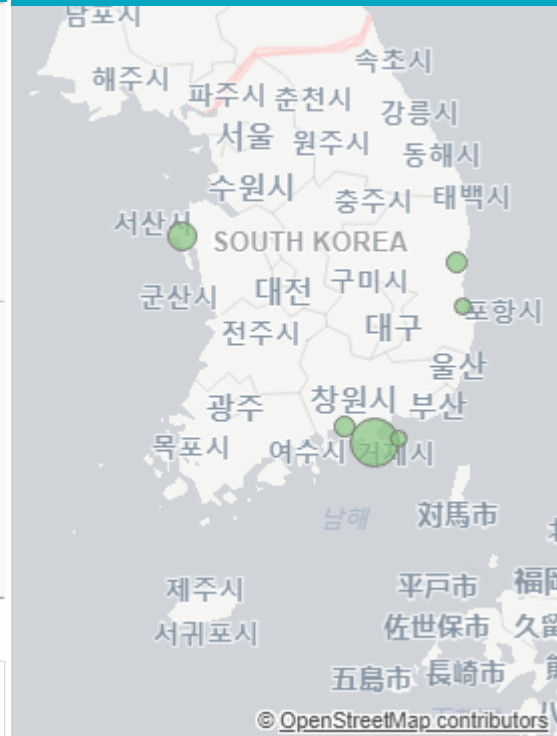
출하산지(개소)

8

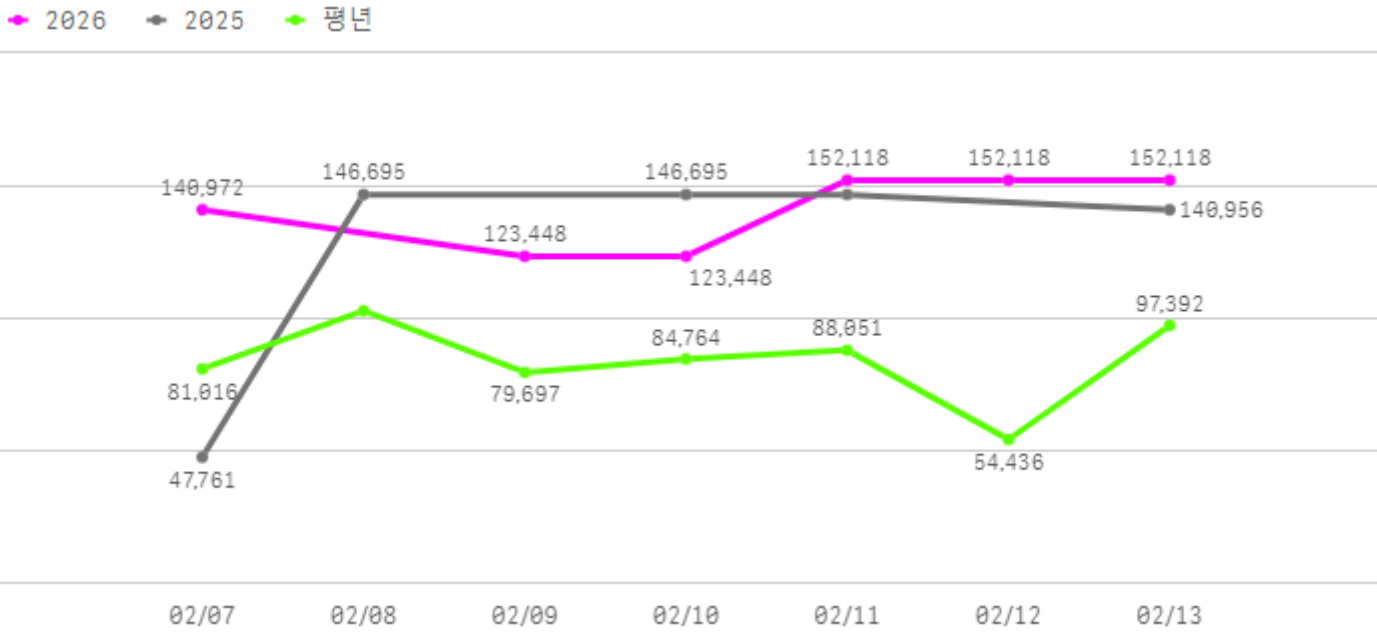
출하건수(천건)

0

산지별 주출하 시군구



주간 도매가격(원)



구분	금주(A)	전주(B)	전월(C)	전년(D)	평년(E)	A/B	A/C	A/D	A/E
가격(원)	140,704	124,273	105,701	125,760	99,485	113.2%	133.1%	111.9%	141.4%

※ 상품 가격 기준

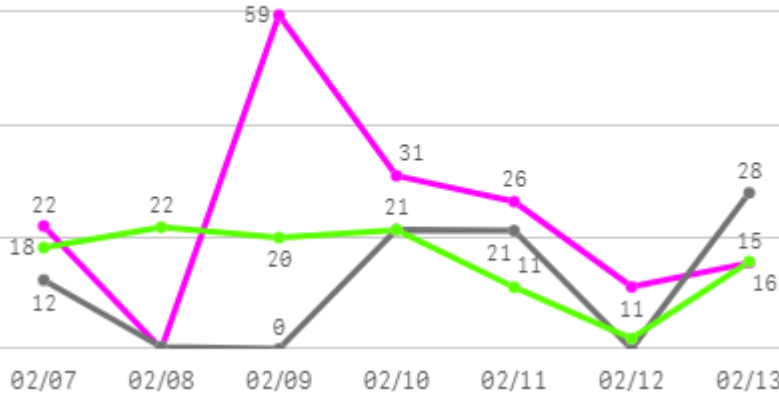
□ 물오징어(6Kg) 주간 가격

구분	Q	품종	Q	단량	Q	특	상	보통	하
2026-02-07		물오징어		6Kg		-	140,972	131,250	55,417
2026-02-09		물오징어		6Kg		-	123,448	82,143	31,842
2026-02-10		물오징어		6Kg		-	123,448	82,143	31,842
2026-02-11		물오징어		6Kg		-	152,118	103,704	26,000
2026-02-12		물오징어		6Kg		-	152,118	103,704	26,000
2026-02-13		물오징어		6Kg		-	152,118	103,704	26,000
평균						-	140,704	101,108	32,850

건멸치

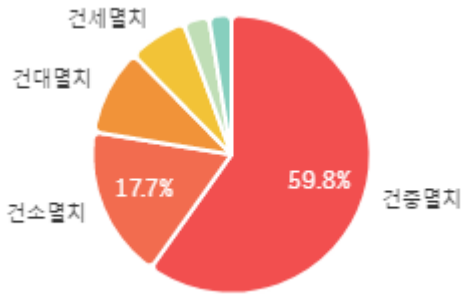
주간 반입량(톤)

◆ 2026 ● 2025 ▲ 평년

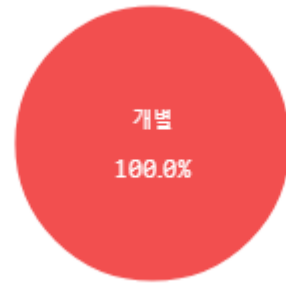


구분	금주(A)	전주(B)	전월(C)	전년(D)	평년(E)	A/B	A/C	A/D	A/E
물량(톤)	165	154	221	83	119	106.7%	74.7%	199.3%	138.3%

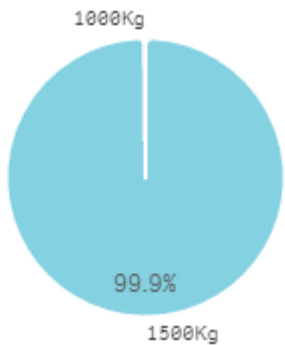
출하 품종별 거래물량 구성비



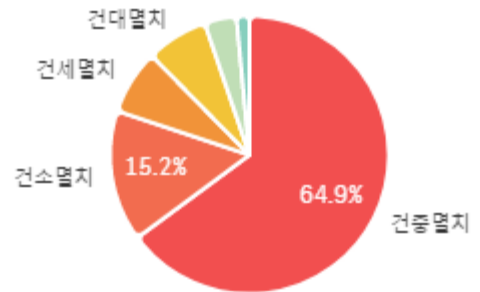
출하자별 거래물량 구성비



거래 단량별 물량 구성비



출하 품종별 거래금액 구성비



도매시장 법인별 거래물량(톤)

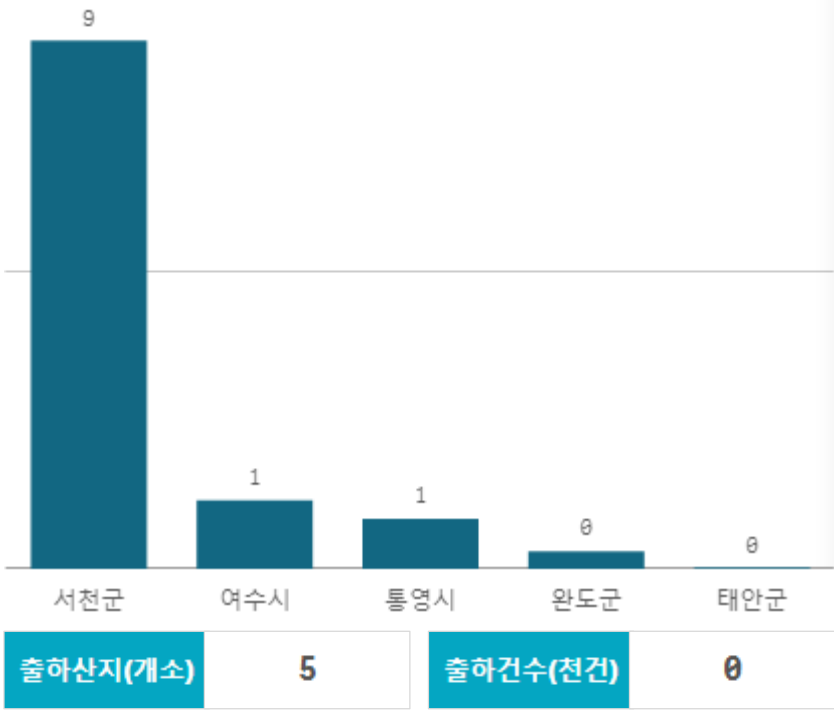


도매시장 법인별 거래금액(백만원)



건세열치(1.5Kg)

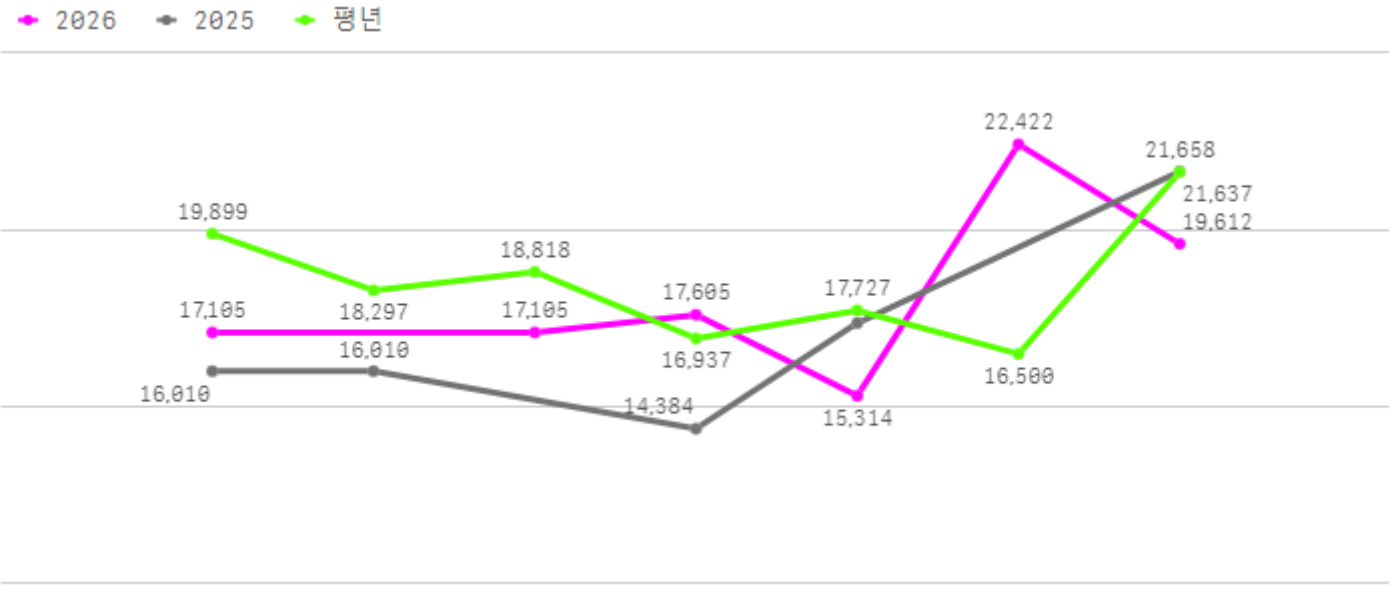
산지별 거래물량(톤)



산지별 주출하 시군구



주간 도매가격(원)



구분	금주(A)	전주(B)	전월(C)	전년(D)	평년(E)	A/B	A/C	A/D	A/E
가격(원)	18,194	21,716	25,057	17,087	18,623	83.8%	72.6%	106.5%	97.7%

※ 상품 가격 기준

□ 건세멸치(1.5Kg) 주간 가격

구분	Q	품종	Q	단량	Q	특	상	보통	하
2026-02-07		건세멸치		1.5Kg		-	17,105	12,532	7,143
2026-02-09		건세멸치		1.5Kg		-	17,105	12,532	7,143
2026-02-10		건세멸치		1.5Kg		-	17,605	12,507	6,886
2026-02-11		건세멸치		1.5Kg		-	15,314	12,875	6,428
2026-02-12		건세멸치		1.5Kg		-	22,422	13,985	9,694
2026-02-13		건세멸치		1.5Kg		-	19,612	16,014	7,272
평균						-	18,194	13,408	7,428