
2026년 가락시장

주요 품목 주간 거래동향

5월 4주차 주요 동향

[2026. 5.23. ~ 5.29.]



서울특별시농수산물공사

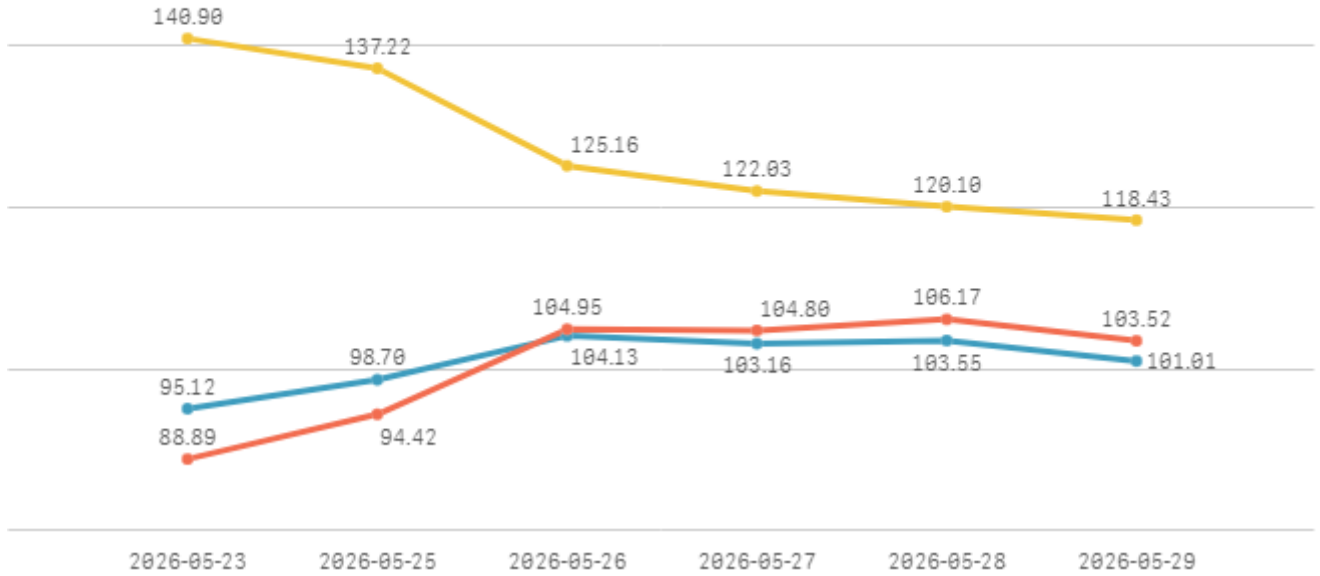
[데이터전략팀]

1. 5월 4주차 주간 표준지수

※ 직전 5개년 평균가격을 지수 100으로 산정하여 100 이상일 경우 평년보다 상승, 100 이하일 경우 평년보다 하락

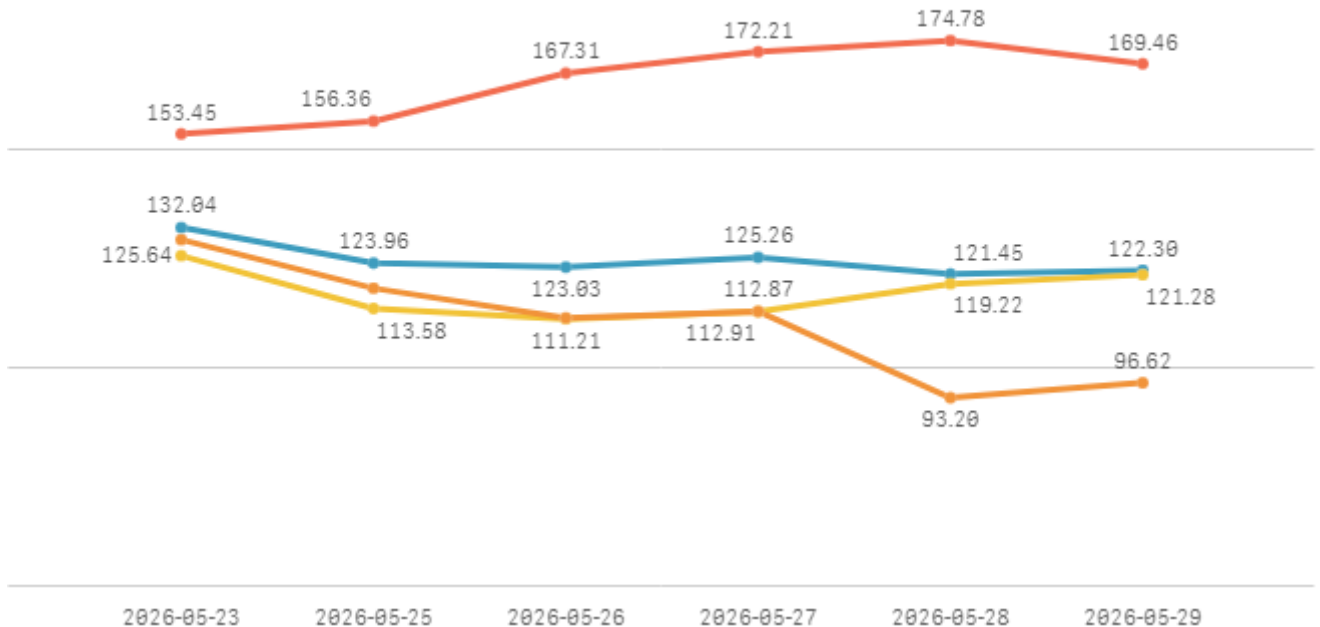
□ 청과부류

합계 채소계 과일계



□ 수산부류

합계 생선류 조개류 건어류



2. 5월 4주차 주요 품목 주간 거래동향

주요 품목(종) 주간동향 (5.23 ~ 5.29)

품종 단위	Q	금주평균	전주평균	전월평균	전년평균	5년평균 가격	전주대비	전월대비	전년대비	5년평균 대비
(선)고등어(10키로상자)		63,140	68,247	56,623	50,573	50,743	-7% ▼	12% ▲	25% ▲	24% ▲
(선)명태 수입(10키로상자)		57,919	58,040	55,227	47,250	40,029	-0% ▼	5% ▲	23% ▲	45% ▲
가자미(8키로상자)		36,542	38,368	37,372	52,607	45,649	-5% ▼	-2% ▼	-31% ▼	-20% ▼
가지(8키로상자)		16,637	16,175	24,076	23,680	20,080	3% ▲	-31% ▼	-30% ▼	-17% ▼
감자 수미(햇)(20키로상자)		40,931	42,235	70,987	52,579	47,774	-3% ▼	-42% ▼	-22% ▼	-14% ▼
건세멸치(1.5키로상자)		20,292	18,684	20,348	20,375	22,141	9% ▲	-0% ▼	-0% ▼	-8% ▼
겉홍합(10키로망대)		6,031	6,050	7,000	16,655	11,880	-0% ▼	-14% ▼	-64% ▼	-49% ▼
골드파인애플 수입(12키로상자)		30,212	29,471	25,334	28,820	29,923	3% ▲	19% ▲	5% ▲	1% ▲
간마늘 대서(20키로)		149,828	151,206	155,725	191,473	155,054	-1% ▼	-4% ▼	-22% ▼	-3% ▼
당근(20키로상자)		25,825	23,222	32,509	23,830	35,734	11% ▲	-21% ▼	8% ▲	-28% ▼
대추방울토마토(3키로상자)		11,863	14,411	12,541	11,466	11,695	-18% ▼	-5% ▼	3% ▲	1% ▲
대파(일반)(1키로단)		2,418	1,440	816	1,163	1,721	68% ▲	196% ▲	108% ▲	41% ▲
돌미나리(4키로상자)		9,693	5,928	10,270	8,846	9,289	64% ▲	-6% ▼	10% ▲	4% ▲
망고 수입(5키로상자)		39,227	37,869	33,280	27,632	34,948	4% ▲	18% ▲	42% ▲	12% ▲
멜론 머스크(5키로상자)		33,208	32,339	51,701	28,750	33,419	3% ▲	-36% ▼	16% ▲	-1% ▼
무(20키로상자)		16,309	14,417	14,155	18,425	16,111	13% ▲	15% ▲	-11% ▼	1% ▲
바나나 수입(13키로상자)		27,808	28,230	31,248	27,334	27,935	-1% ▼	-11% ▼	2% ▲	-0% ▼
배 신고(15키로상자)		55,522	72,009	59,494	46,364	66,347	-23% ▼	-7% ▼	20% ▲	-16% ▼
배추(10키로망대)		5,917	5,132	6,808	5,165	6,456	15% ▲	-13% ▼	15% ▲	-8% ▼
배추얼갈이(8키로상자)		5,016	4,650	6,021	6,729	6,386	8% ▲	-17% ▼	-25% ▼	-21% ▼
백다다기오이(100개)		28,721	21,085	34,023	46,767	32,196	36% ▲	-16% ▼	-39% ▼	-11% ▼
부추(일반)(500그램단)		834	824	1,426	1,016	1,125	1% ▲	-42% ▼	-18% ▼	-26% ▼
브로콜리 극산(8키로상자)		23,826	28,904	49,442	27,457	25,489	-18% ▼	-52% ▼	-13% ▼	-7% ▼
빨강 파프리카(5키로상자)		17,934	20,703	37,418	20,414	19,102	-13% ▼	-52% ▼	-12% ▼	-6% ▼
사과 부사(10키로상자)		62,960	61,352	47,939	57,147	54,930	3% ▲	31% ▲	10% ▲	15% ▲
상추 포기잡(4키로상자)		17,157	10,588	12,571	15,754	12,616	62% ▲	36% ▲	9% ▲	36% ▲
새송이버섯(2키로상자)		5,466	6,758	5,685	5,621	6,034	-19% ▼	-4% ▼	-3% ▼	-9% ▼
수박(일반)(1키로)		2,891	2,980	3,377	2,725	2,725	-3% ▼	-14% ▼	6% ▲	6% ▲
시금치(4키로상자)		11,025	9,564	10,336	12,855	13,063	15% ▲	7% ▲	-14% ▼	-16% ▼
알배기배추(8키로상자)		14,347	14,700	16,477	13,128	13,404	-2% ▼	-13% ▼	9% ▲	7% ▲
애호박(20개)		13,311	10,165	12,392	20,552	15,105	31% ▲	7% ▲	-35% ▼	-12% ▼
양배추(8키로망대)		2,944	4,469	3,622	5,295	8,208	-34% ▼	-19% ▼	-44% ▼	-64% ▼
양상추(일반)(12개)		14,612	14,159	16,543	17,612	14,906	3% ▲	-12% ▼	-17% ▼	-2% ▼
양파(1키로)		691	594	575	619	855	16% ▲	20% ▲	12% ▲	-19% ▼
열무(4키로상자)		6,193	6,397	7,628	8,010	7,637	-3% ▼	-19% ▼	-23% ▼	-19% ▼
오렌지 네블 수입(17키로상자)		70,627	69,781	57,612	56,024	63,672	1% ▲	23% ▲	26% ▲	11% ▲
오이맛고추(10키로상자)		42,830	33,080	49,761	29,695	37,265	29% ▲	-14% ▼	44% ▲	15% ▲
쪽파(10키로상자)		31,991	31,439	21,606	30,101	44,292	2% ▲	48% ▲	6% ▲	-28% ▼
참외(일반)(10키로상자)		40,643	36,340	58,574	43,731	40,002	12% ▲	-31% ▼	-7% ▼	2% ▲
청경채(4키로상자)		4,307	2,911	3,004	7,074	4,471	48% ▲	43% ▲	-39% ▼	-4% ▼
청양고추(10키로상자)		36,790	36,072	40,545	30,065	39,017	2% ▲	-9% ▼	22% ▲	-6% ▼
청피망(10키로상자)		44,753	48,191	64,667	48,058	41,950	-7% ▼	-31% ▼	-7% ▼	7% ▲
토마토(5키로상자)		9,390	11,370	10,018	8,043	9,396	-17% ▼	-6% ▼	17% ▲	-0% ▼

□ 품종별 등락가격 비교(전주대비)

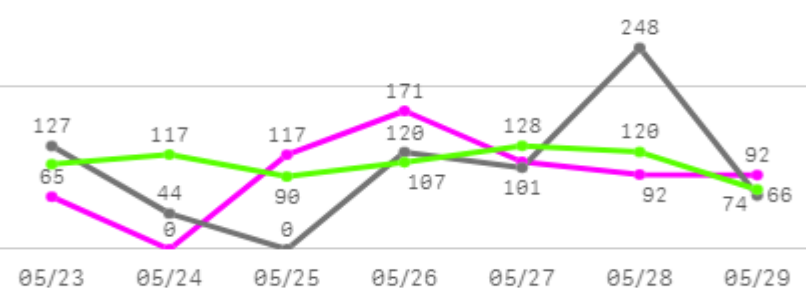
구분	품목(종)명
상승 품목(종)	건세멸치(9%),당근(11%),대파(일반)(68%),돌미나리(64%),무(13%),배추(15%),배추얼갈이(8%),백다다기오이(36%),상추 포기잡(62%),시금치(15%),애호박(31%),양파(16%),오이맛고추(29%),참외(일반)(12%),청경채(48%)
하락 품목(종)	(선)고등어(-7%),대추방울토마토(-18%),배 신고(-23%),브로콜리 국산(-18%),빨강 파프리카(-13%),새송이버섯(-19%),양배추(-34%),청피망(-7%),토마토(-17%),팽이버섯(-9%),호박밤 고구마(-7%)
보합 품목(종)(+5%)	(선)명태 수입,가자미,가지,감자 수미(햇),걸홍합,골드파인애플 수입,깐마늘 대서,망고 수입,멜론 머스크,바나나 수입,부추(일반),사과 부사,수박(일반),알배기배추,양상추(일반),열무,오렌지 네블 수입,쪽파,청양고추

3. 5월 4주차 주요 품목(종)별 주간 거래동향

고구마

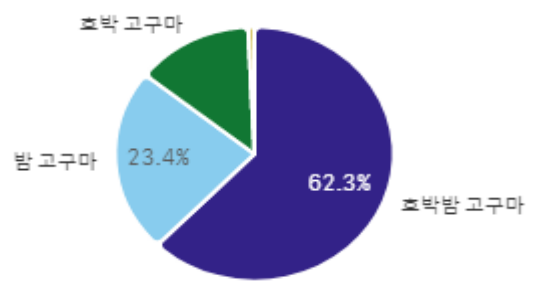
주간 반입량(톤)

◆ 2026 ● 2025 ▲ 평년

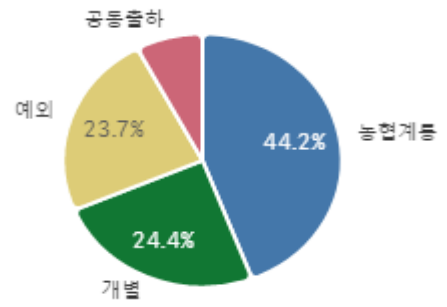


구분	금주(A)	전주(B)	전월(C)	전년(D)	평년(E)	A/B	A/C	A/D	A/E
물량(톤)	644	733	735	707	742	87.8%	87.6%	91.1%	86.8%

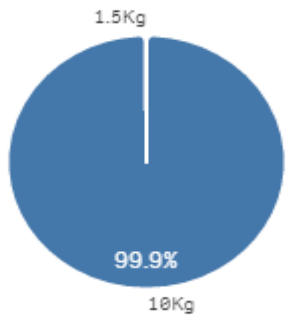
출하 품종별 거래물량 구성비



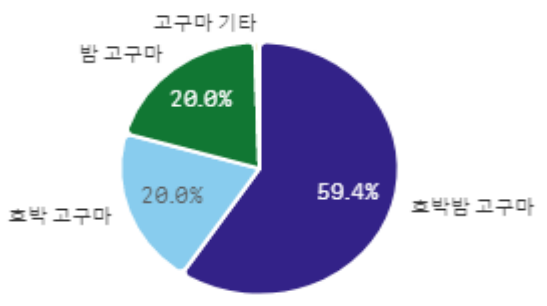
출하자별 거래물량 구성비



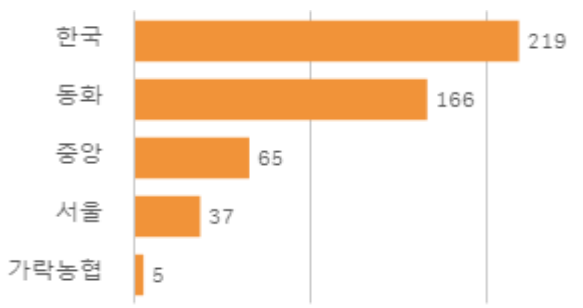
거래 단량별 물량 구성비



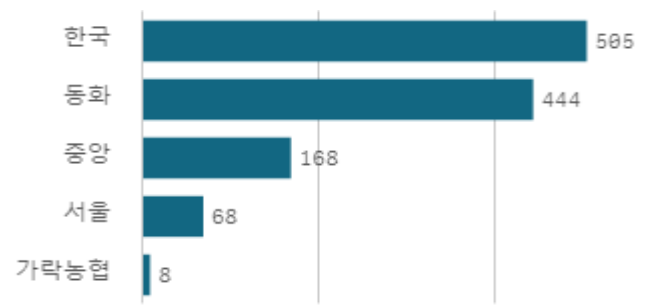
출하 품종별 거래금액 구성비



도매시장 법인별 거래물량(톤)

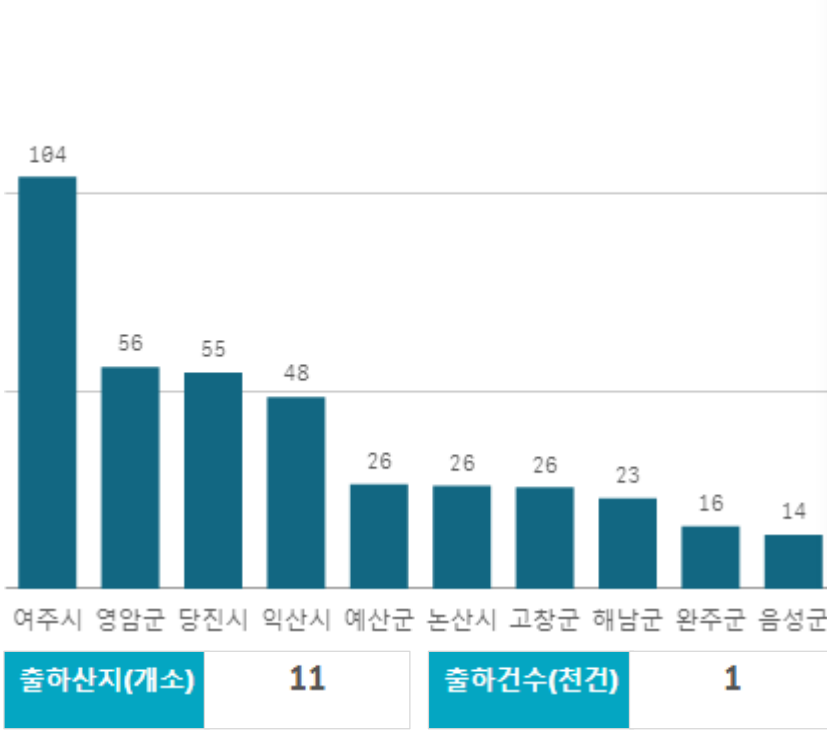


도매시장 법인별 거래금액(백만원)



호박밤 고구마(10Kg)

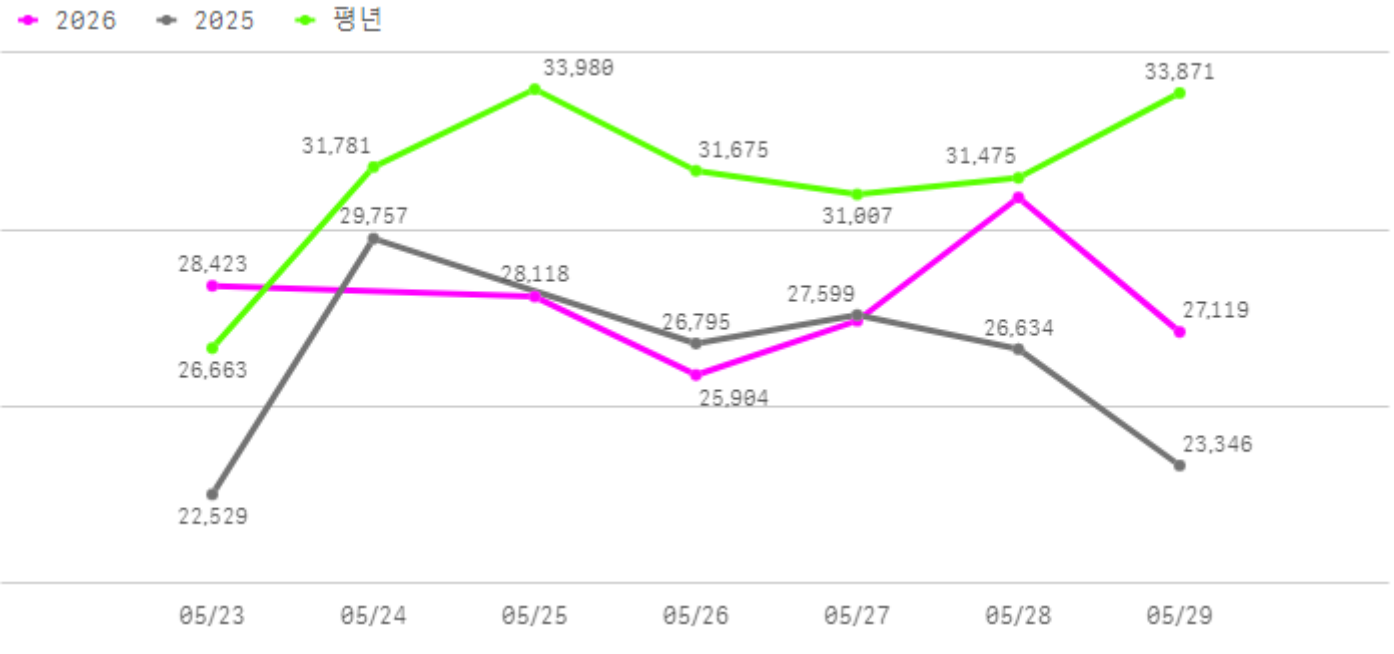
산지별 거래물량(톤)



산지별 주출하 시군구



주간 도매가격(원)



구분	금주(A)	전주(B)	전월(C)	전년(D)	평년(E)	A/B	A/C	A/D	A/E
가격(원)	27,986	30,012	25,452	26,110	27,561	93.2%	110.0%	107.2%	101.5%

※ 상품 가격 기준

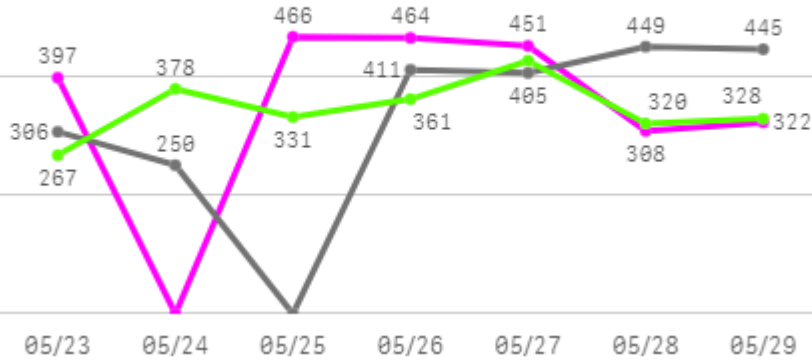
□ 호박밤 고구마(10Kg) 주간 가격

구분	Q	품종	Q	단량	Q	특	상	보통	하
2026-05-23		호박밤 고구마		10Kg		33,000	28,423	19,973	10,340
2026-05-25		호박밤 고구마		10Kg		33,509	28,118	20,021	10,667
2026-05-26		호박밤 고구마		10Kg		30,342	25,904	17,762	9,654
2026-05-27		호박밤 고구마		10Kg		31,666	27,434	18,322	9,721
2026-05-28		호박밤 고구마		10Kg		37,554	30,919	19,477	10,149
2026-05-29		호박밤 고구마		10Kg		32,015	27,119	18,768	10,459
평균						33,014	27,986	19,054	10,165

감자

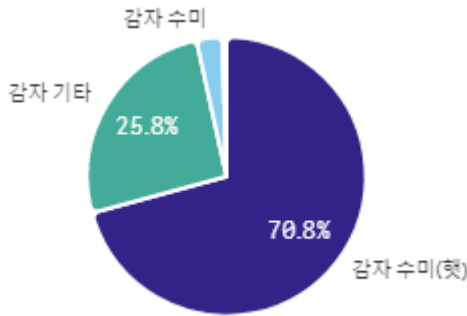
주간 반입량(톤)

◆ 2026 ● 2025 ▲ 평년

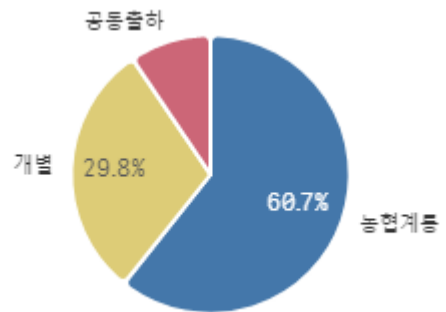


구분	금주(A)	전주(B)	전월(C)	전년(D)	평년(E)	A/B	A/C	A/D	A/E
물량(톤)	2,408	2,174	1,886	2,266	2,270	110.7%	127.7%	106.2%	106.1%

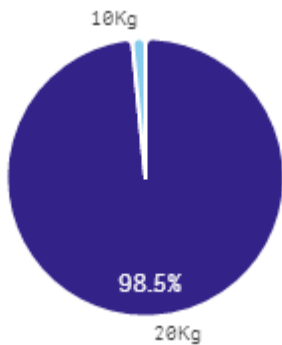
출하 품종별 거래물량 구성비



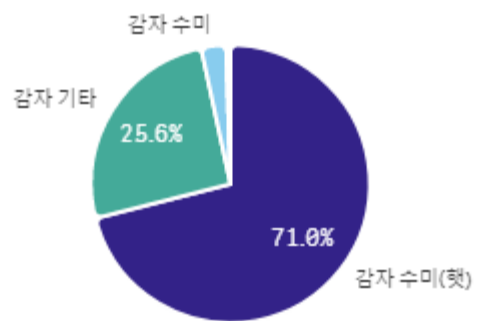
출하자별 거래물량 구성비



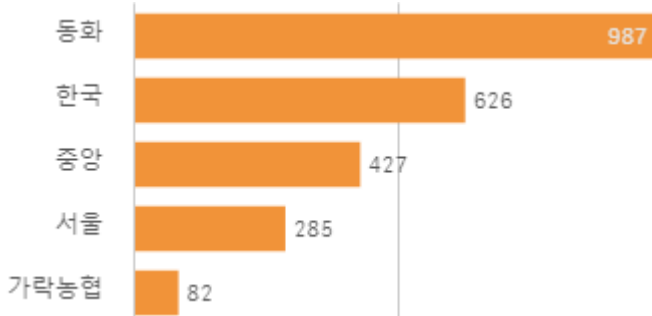
거래 단량별 물량 구성비



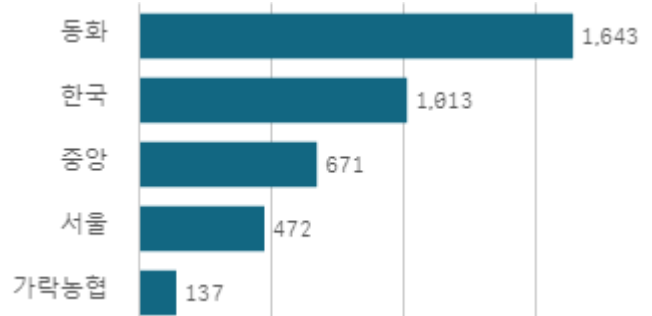
출하 품종별 거래금액 구성비



도매시장 법인별 거래물량(톤)

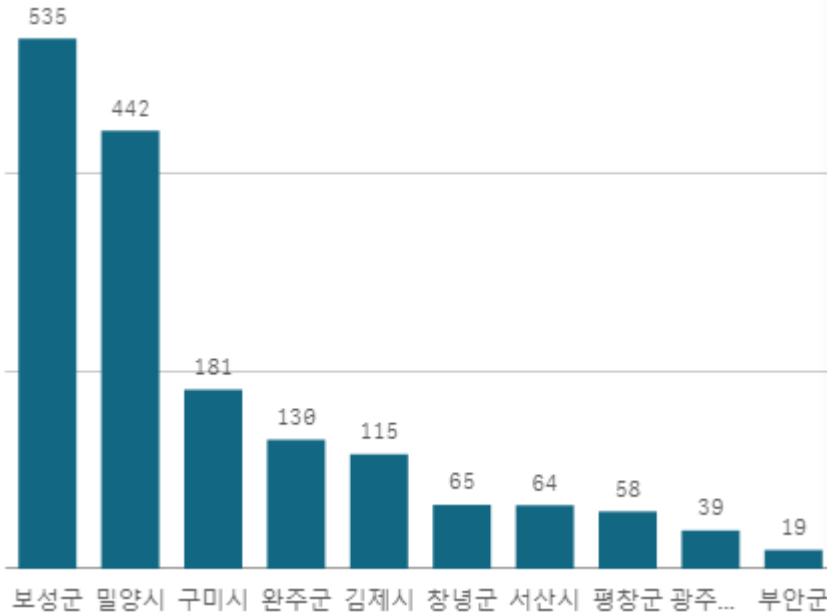


도매시장 법인별 거래금액(백만원)



감자 수미(햇) (20Kg)

산지별 거래물량(톤)



출하산지(개소)

25

출하건수(천건)

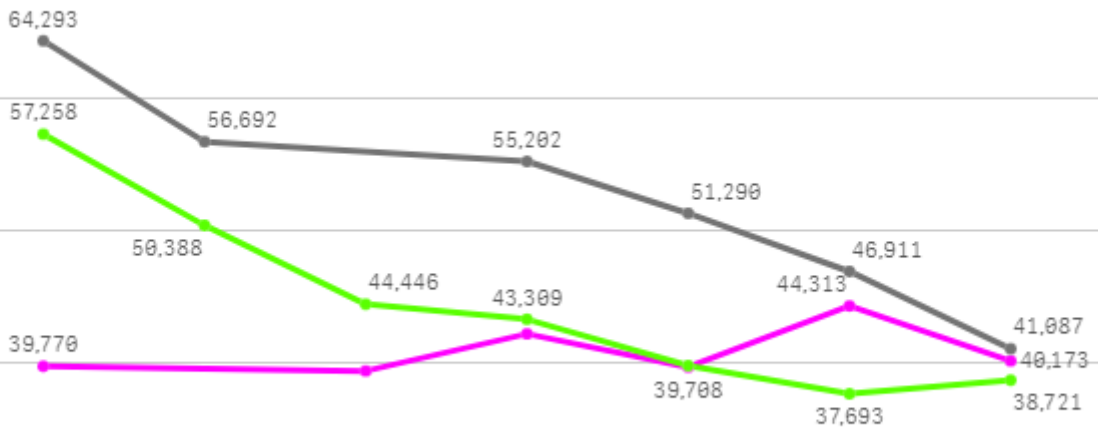
2

산지별 주출하 시군구



주간 도매가격(원)

◆ 2026 ◆ 2025 ◆ 평년



05/23 05/24 05/25 05/26 05/27 05/28 05/29

구분	금주(A)	전주(B)	전월(C)	전년(D)	평년(E)	A/B	A/C	A/D	A/E
가격(원)	40,931	42,235	70,987	52,579	47,774	96.9%	57.7%	77.8%	85.7%

※ 상품 가격 기준

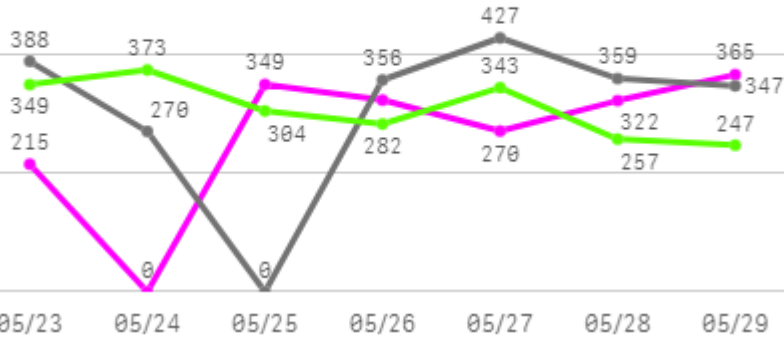
□ 감자 수미(햇)(20Kg) 주간 가격

구분	Q	품종	Q	단량	Q	특	상	보통	하
2026-05-23		감자 수미(햇)		20Kg		46,820	39,770	34,802	21,897
2026-05-25		감자 수미(햇)		20Kg		44,826	39,415	33,909	21,242
2026-05-26		감자 수미(햇)		20Kg		49,587	42,206	35,189	21,907
2026-05-27		감자 수미(햇)		20Kg		50,928	39,708	30,090	19,371
2026-05-28		감자 수미(햇)		20Kg		53,037	44,313	31,510	21,007
2026-05-29		감자 수미(햇)		20Kg		51,700	40,173	32,451	22,322
평균						49,483	40,931	32,992	21,291

배추

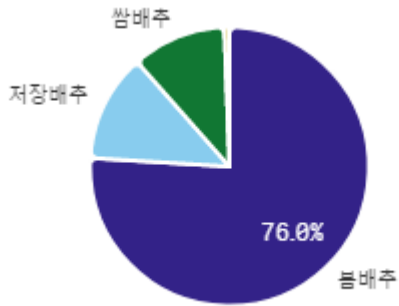
주간 반입량(톤)

◆ 2026 ● 2025 ▲ 평년

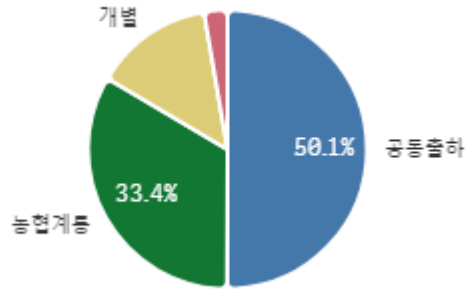


구분	금주(A)	전주(B)	전월(C)	전년(D)	평년(E)	A/B	A/C	A/D	A/E
물량(톤)	1,844	2,013	2,038	2,146	2,102	91.6%	90.5%	85.9%	87.7%

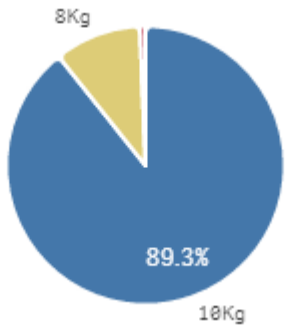
출하 품종별 거래물량 구성비



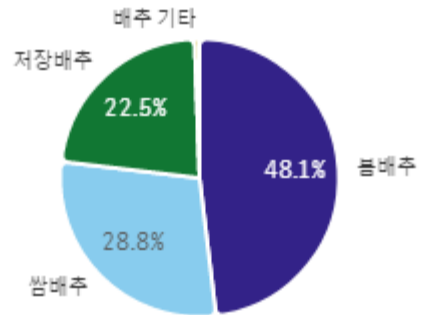
출하자별 거래물량 구성비



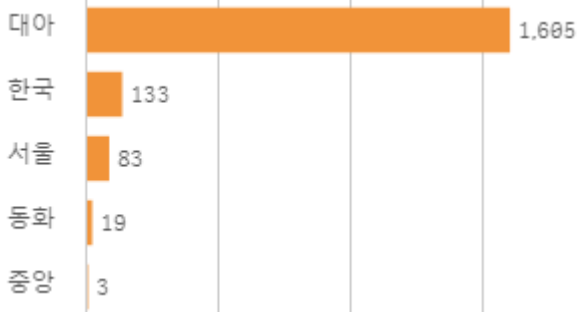
거래 단량별 물량 구성비



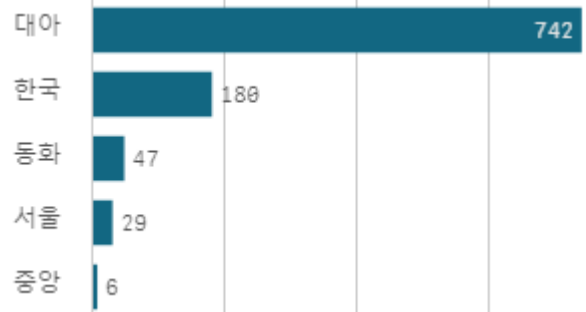
출하 품종별 거래금액 구성비



도매시장 법인별 거래물량(톤)

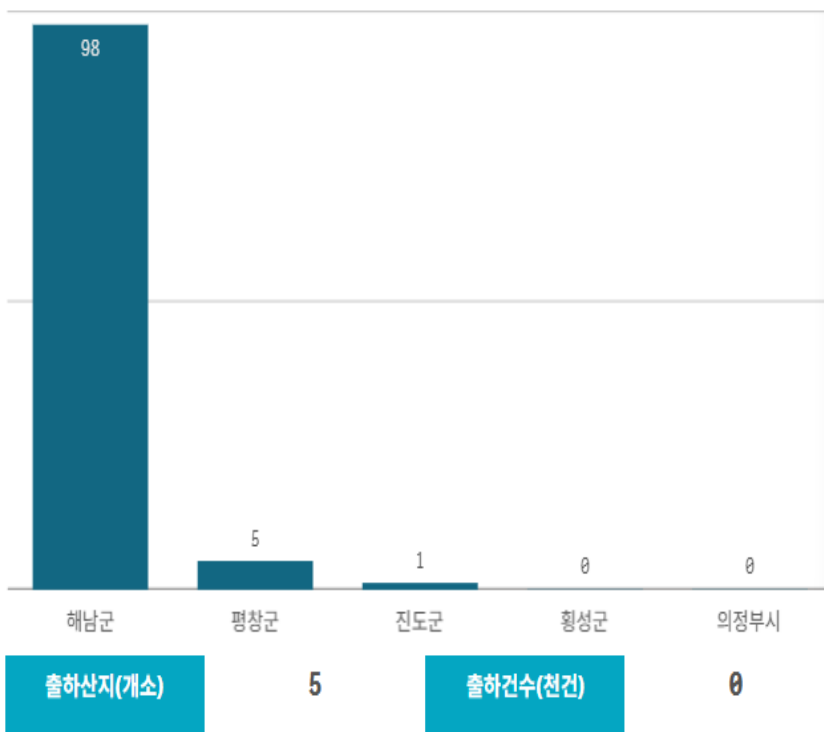


도매시장 법인별 거래금액(백만원)



배추(10Kg)

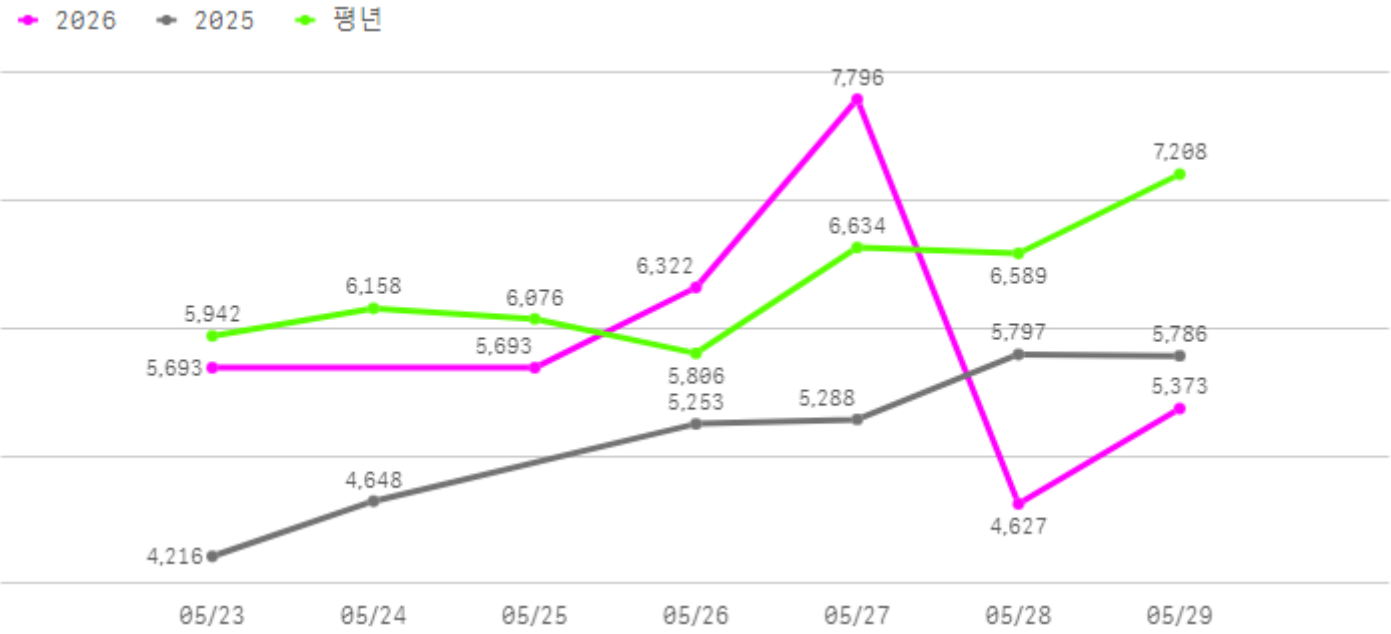
산지별 거래물량(톤)



산지별 주출하 시군구



주간 도매가격(원)



구분	금주(A)	전주(B)	전월(C)	전년(D)	평년(E)	A/B	A/C	A/D	A/E
가격(원)	5,917	5,132	6,808	5,165	6,456	115.3%	86.9%	114.6%	91.7%

※ 상품 가격 기준

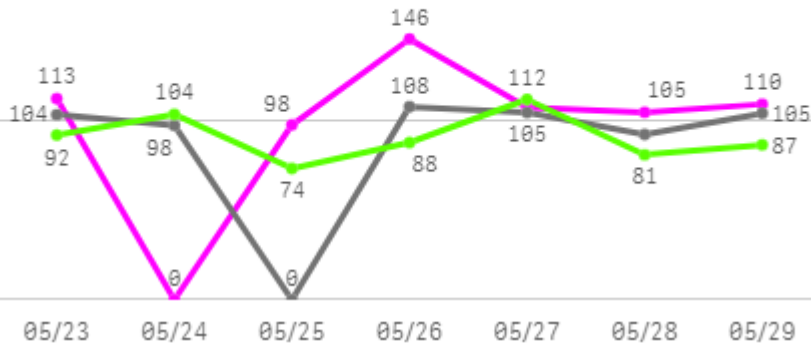
□ 배추(10Kg) 주간 가격

구분	Q	품종	Q	단량	Q	특	상	보통	하
2026-05-23		배추		10Kg		13,161	5,693	2,944	1,765
2026-05-25		배추		10Kg		14,468	5,693	2,862	1,635
2026-05-26		배추		10Kg		14,070	6,322	4,044	1,814
2026-05-27		배추		10Kg		14,789	7,796	4,151	2,091
2026-05-28		배추		10Kg		13,903	4,627	2,741	1,768
2026-05-29		배추		10Kg		13,563	5,373	1,884	1,000
평균						13,992	5,917	3,104	1,679

배추얼갈이

주간 반입량(톤)

◆ 2026 ● 2025 ▲ 평년

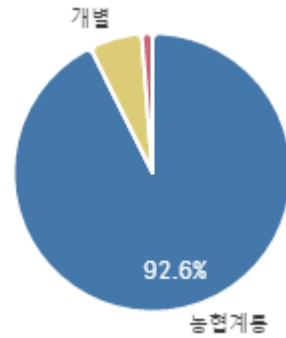


구분	금주(A)	전주(B)	전월(C)	전년(D)	평년(E)	A/B	A/C	A/D	A/E
물량(톤)	680	695	741	612	663	97.8%	91.7%	111.1%	102.6%

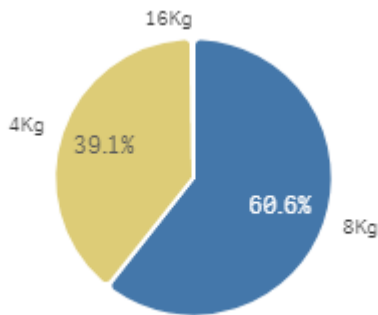
출하 품종별 거래물량 구성비



출하자별 거래물량 구성비



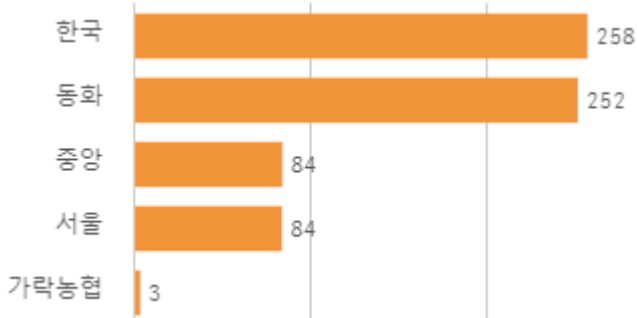
거래 단량별 물량 구성비



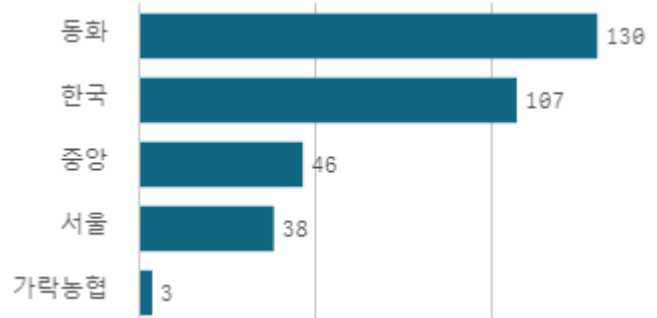
출하 품종별 거래금액 구성비



도매시장 법인별 거래물량(톤)

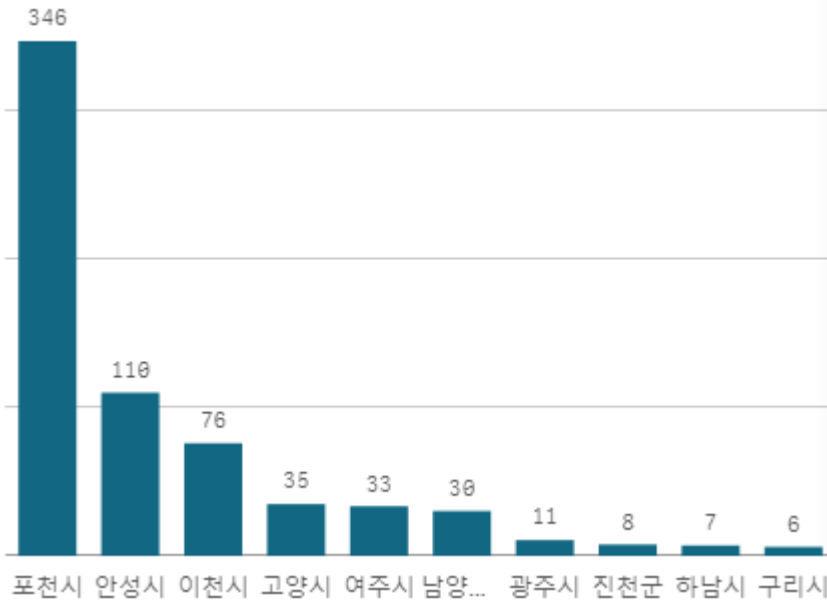


도매시장 법인별 거래금액(백만원)



배추얼갈이(8Kg)

산지별 거래물량(톤)



출하산지(개소)

17

출하건수(천건)

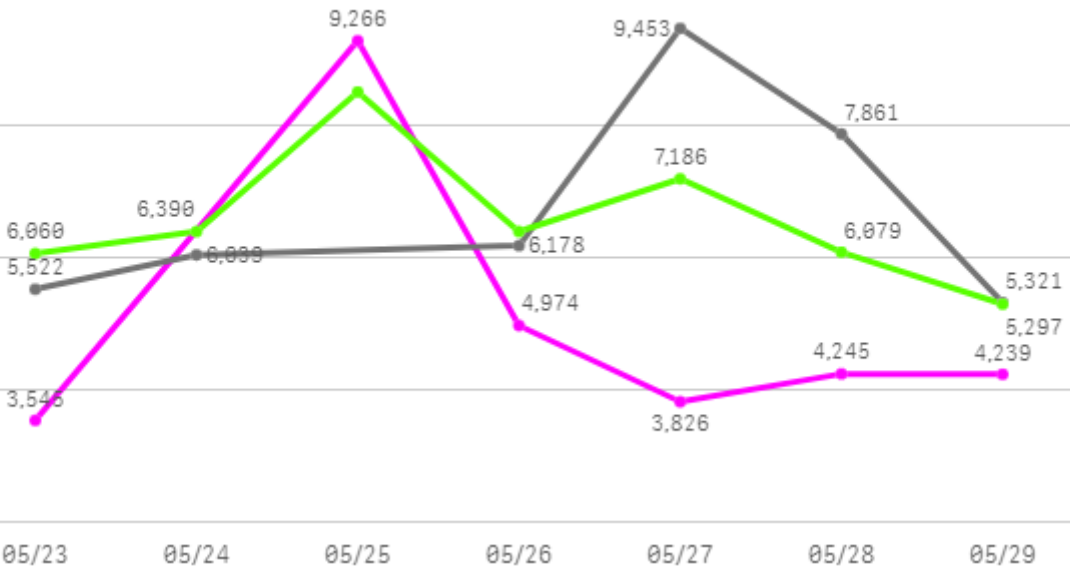
2

산지별 주출하 시군구



주간 도매가격(원)

◆ 2026 ● 2025 ◆ 평년



구분	금주(A)	전주(B)	전월(C)	전년(D)	평년(E)	A/B	A/C	A/D	A/E
가격(원)	5,016	4,650	6,021	6,729	6,386	107.9%	83.3%	74.5%	78.5%

※ 상품 가격 기준

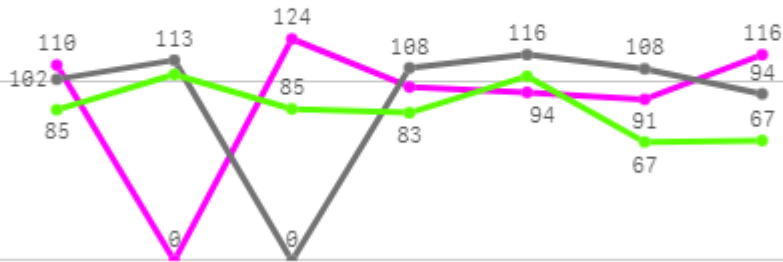
□ 배추얼갈이(8Kg) 주간 가격

구분	Q	품종	Q	단량	Q	특	상	보통	하
2026-05-23		배추얼갈이		8Kg		-	3,545	2,414	1,576
2026-05-25		배추얼갈이		8Kg		-	9,266	8,522	7,688
2026-05-26		배추얼갈이		8Kg		-	4,974	3,118	2,090
2026-05-27		배추얼갈이		8Kg		-	3,826	2,958	2,137
2026-05-28		배추얼갈이		8Kg		-	4,245	3,420	2,687
2026-05-29		배추얼갈이		8Kg		-	4,239	3,177	2,419
평균						-	5,016	3,935	3,100

알배기배추

주간 반입량(톤)

◆ 2026 ● 2025 ▲ 평년

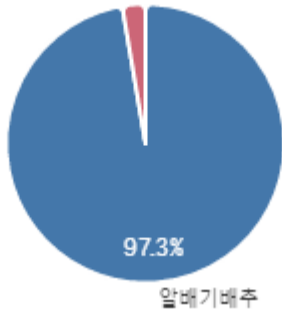


05/23 05/24 05/25 05/26 05/27 05/28 05/29

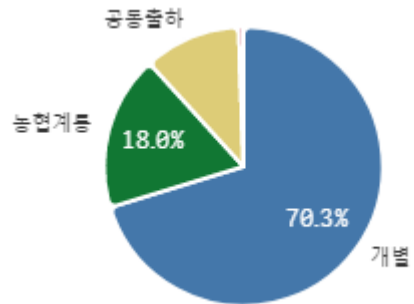
구분	금주(A)	전주(B)	전월(C)	전년(D)	평년(E)	A/B	A/C	A/D	A/E
물량(톤)	632	480	607	639	612	131.7%	104.2%	98.9%	103.3%

출하 품종별 거래물량 구성비

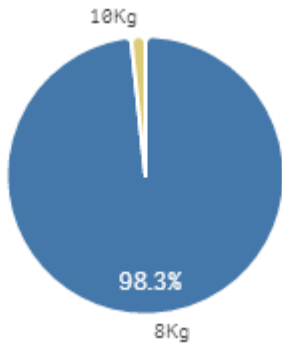
알배기배추(수입)



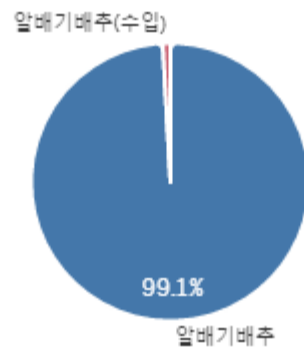
출하자별 거래물량 구성비



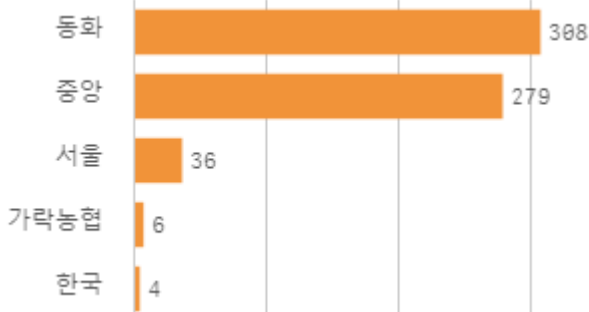
거래 단량별 물량 구성비



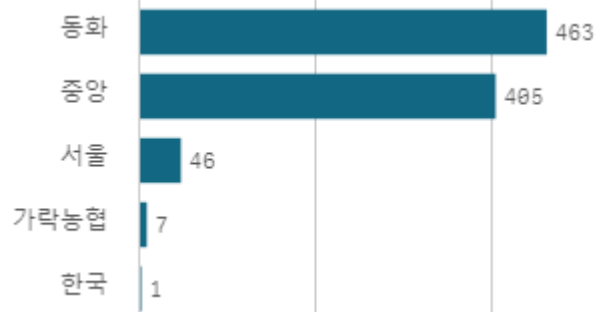
출하 품종별 거래금액 구성비



도매시장 법인별 거래물량(톤)

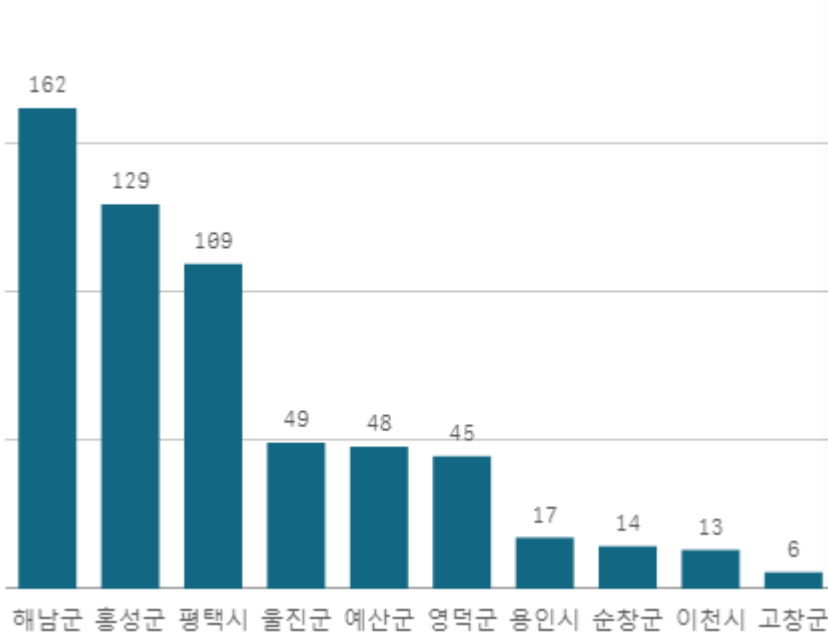


도매시장 법인별 거래금액(백만원)



알배기배추(8Kg)

산지별 거래물량(톤)



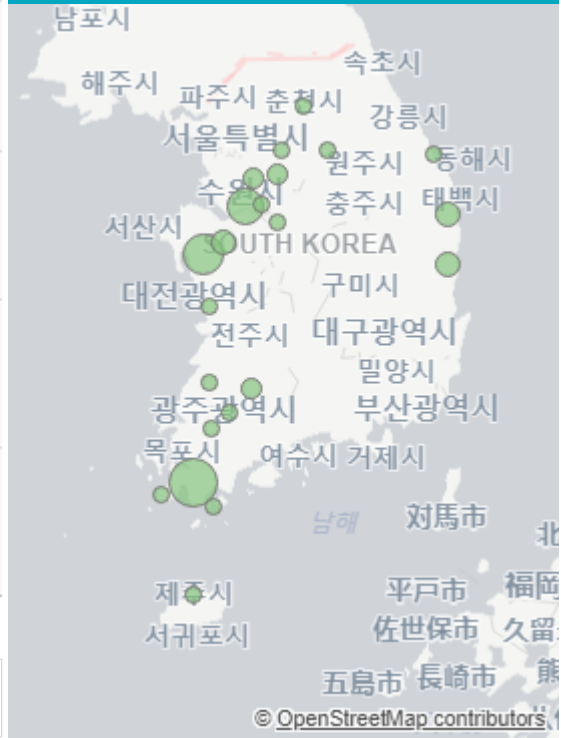
출하산지(개소)

23

출하건수(천건)

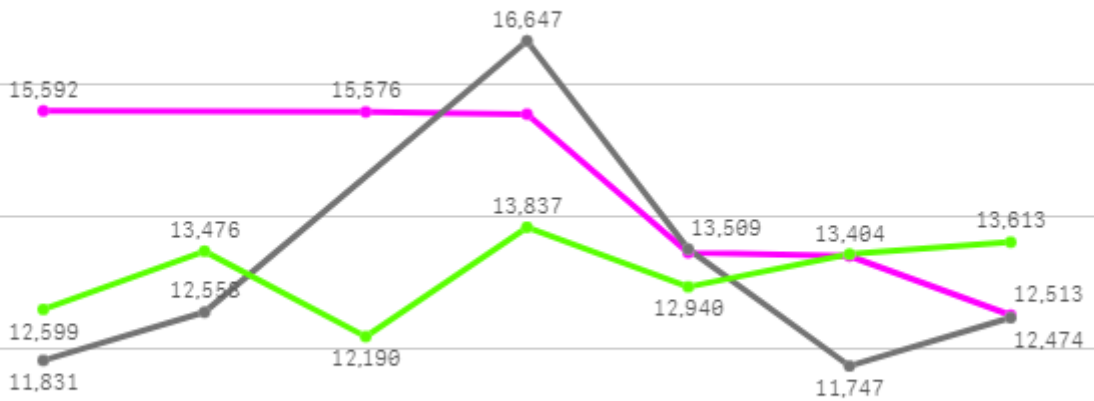
2

산지별 주출하 시군구



주간 도매가격(원)

◆ 2026 ● 2025 ◆ 평년



05/23 05/24 05/25 05/26 05/27 05/28 05/29

구분	금주(A)	전주(B)	전월(C)	전년(D)	평년(E)	A/B	A/C	A/D	A/E
가격(원)	14,347	14,700	16,477	13,128	13,404	97.6%	87.1%	109.3%	107.0%

※ 상품 가격 기준

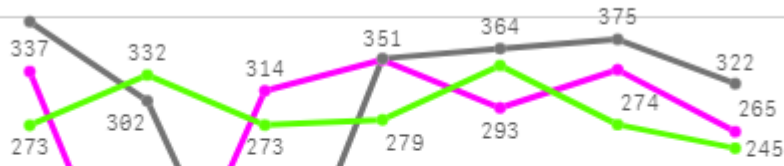
□ 알배기배추(8Kg) 주간 가격

구분	Q	품종	Q	단량	Q	특	상	보통	하
2026-05-23		알배기배추		8Kg		17,183	15,592	12,020	8,054
2026-05-25		알배기배추		8Kg		17,840	15,576	12,796	8,535
2026-05-26		알배기배추		8Kg		17,153	15,542	11,791	8,787
2026-05-27		알배기배추		8Kg		15,181	13,456	10,751	7,281
2026-05-28		알배기배추		8Kg		15,374	13,404	10,259	6,345
2026-05-29		알배기배추		8Kg		14,601	12,513	8,884	4,718
평균						16,222	14,347	11,084	7,287

양배추

주간 반입량(톤)

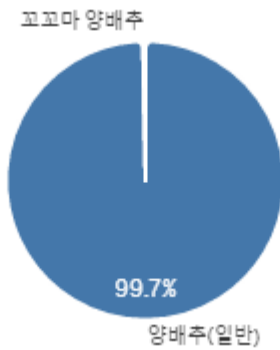
◆ 2026 ● 2025 ▲ 평년



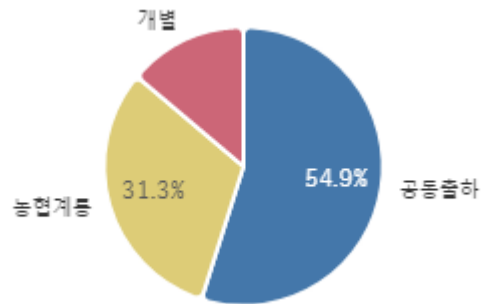
05/23 05/24 05/25 05/26 05/27 05/28 05/29

구분	금주(A)	전주(B)	전월(C)	전년(D)	평년(E)	A/B	A/C	A/D	A/E
물량(톤)	1,898	1,656	1,852	2,111	2,017	114.6%	102.5%	89.9%	94.1%

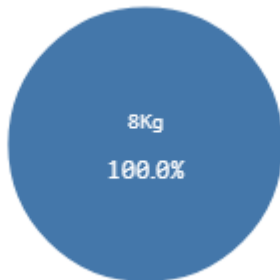
출하 품종별 거래물량 구성비



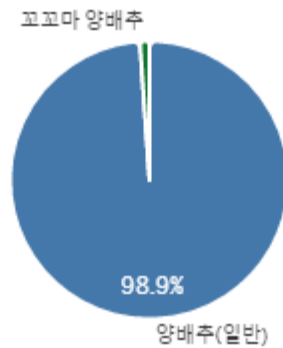
출하자별 거래물량 구성비



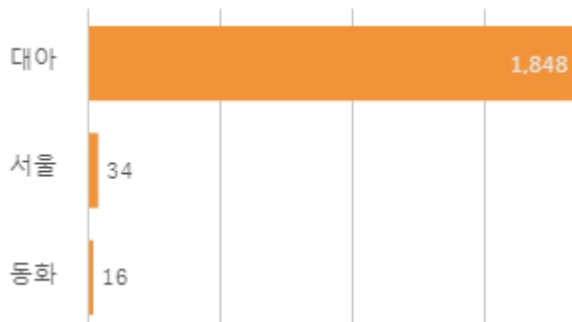
거래 단량별 물량 구성비



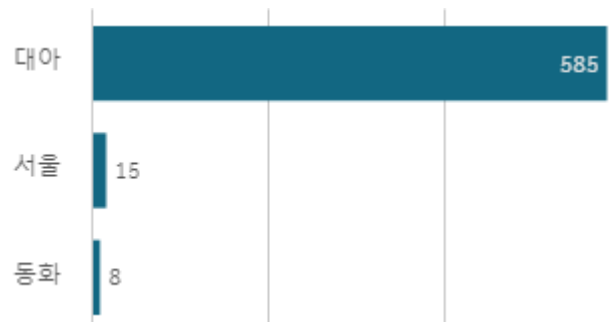
출하 품종별 거래금액 구성비



도매시장 법인별 거래물량(톤)

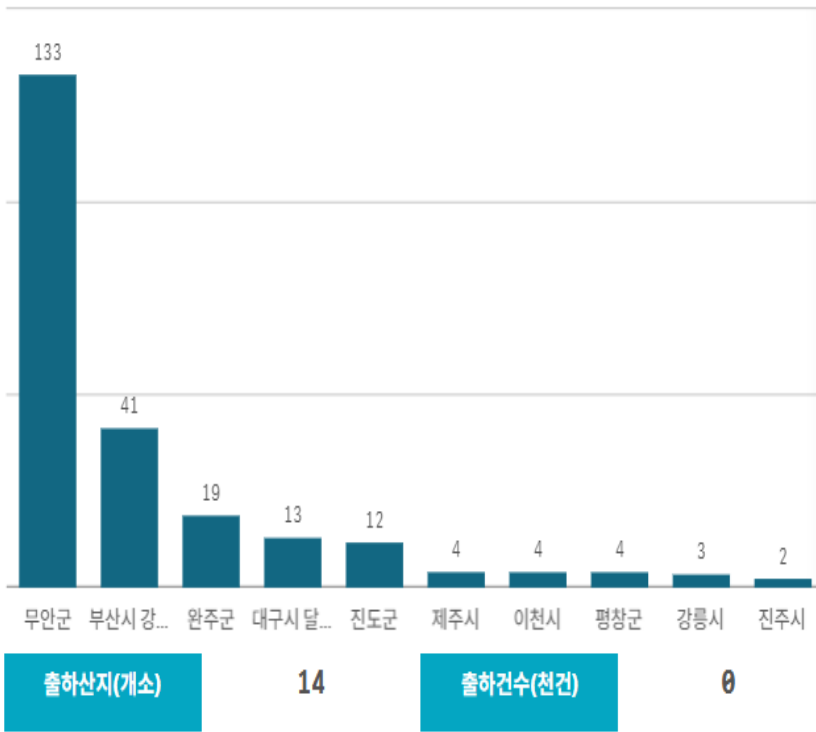


도매시장 법인별 거래금액(백만원)



양배추(8Kg)

산지별 거래물량(톤)

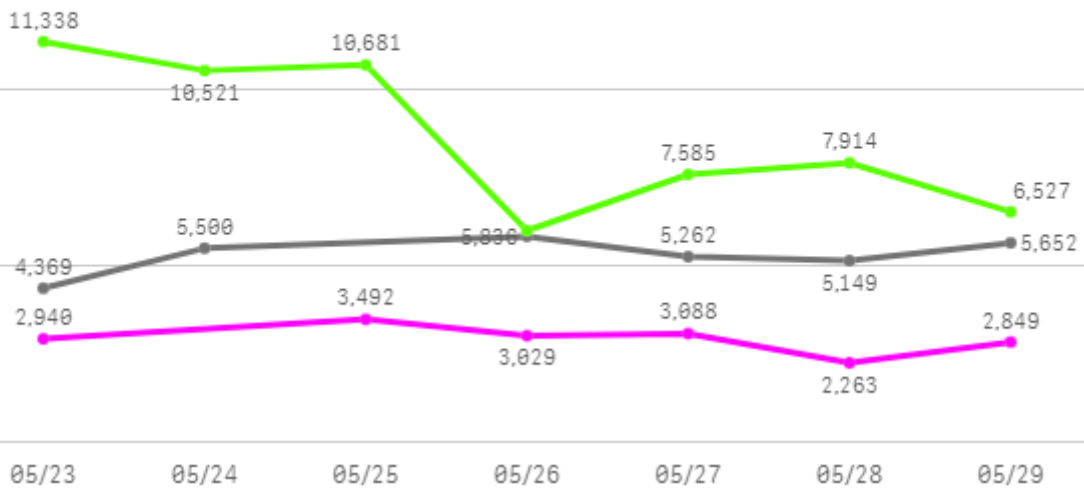


산지별 주출하 시군구



주간 도매가격(원)

◆ 2026 ● 2025 ◆ 평년



구분	금주(A)	전주(B)	전월(C)	전년(D)	평년(E)	A/B	A/C	A/D	A/E
가격(원)	2,944	4,469	3,622	5,295	8,208	65.9%	81.3%	55.6%	35.9%

※ 상품 가격 기준

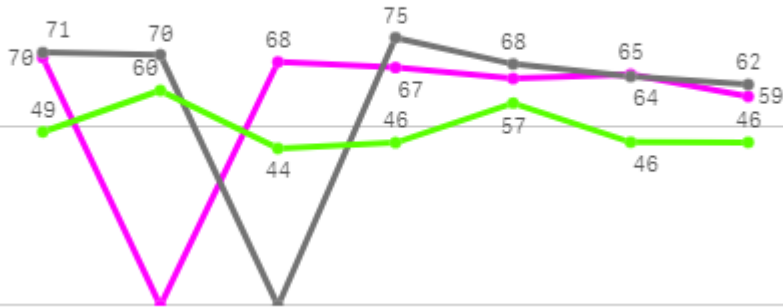
□ 양배추(8Kg) 주간 가격

구분	Q	품종	Q	단량	Q	특	상	보통	하
2026-05-23		양배추		8Kg		3,843	2,940	2,478	1,888
2026-05-25		양배추		8Kg		3,860	3,492	3,236	2,871
2026-05-26		양배추		8Kg		3,660	3,029	2,678	2,434
2026-05-27		양배추		8Kg		3,874	3,088	2,512	1,927
2026-05-28		양배추		8Kg		3,224	2,263	1,561	1,127
2026-05-29		양배추		8Kg		3,617	2,849	1,632	1,148
평균						3,680	2,944	2,350	1,899

시금치

주간 반입량(톤)

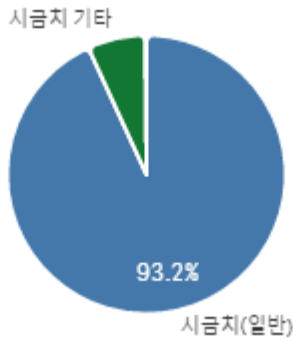
◆ 2026 ● 2025 ▲ 평년



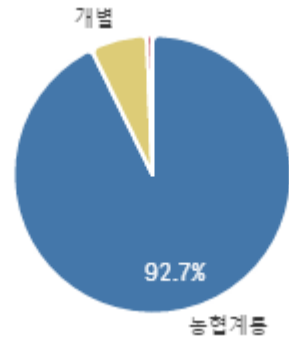
05/23 05/24 05/25 05/26 05/27 05/28 05/29

구분	금주(A)	전주(B)	전월(C)	전년(D)	평년(E)	A/B	A/C	A/D	A/E
물량(톤)	392	403	423	411	367	97.4%	92.6%	95.5%	106.9%

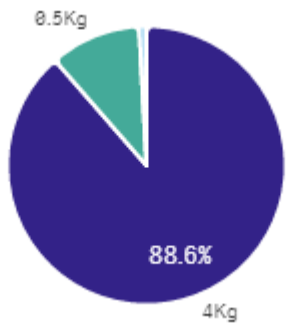
출하 품종별 거래물량 구성비



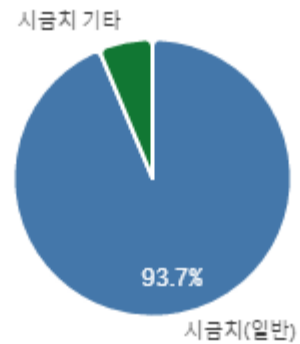
출하자별 거래물량 구성비



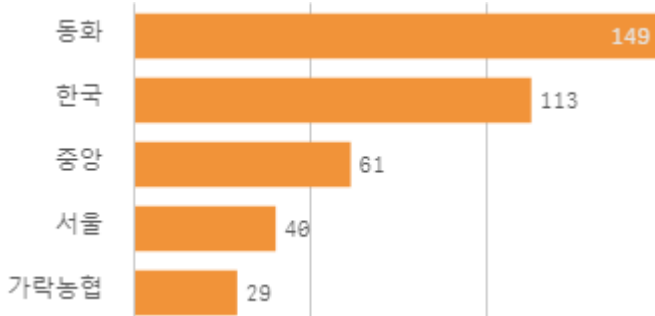
거래 단량별 물량 구성비



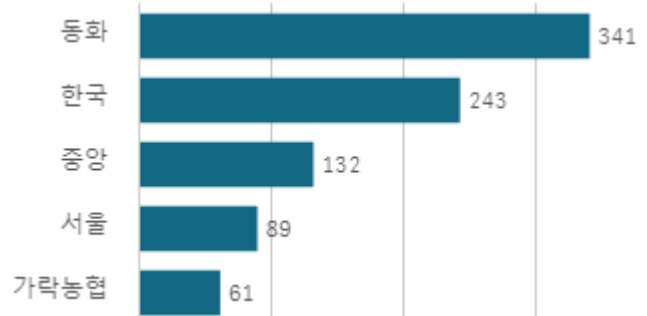
출하 품종별 거래금액 구성비



도매시장 법인별 거래물량(톤)

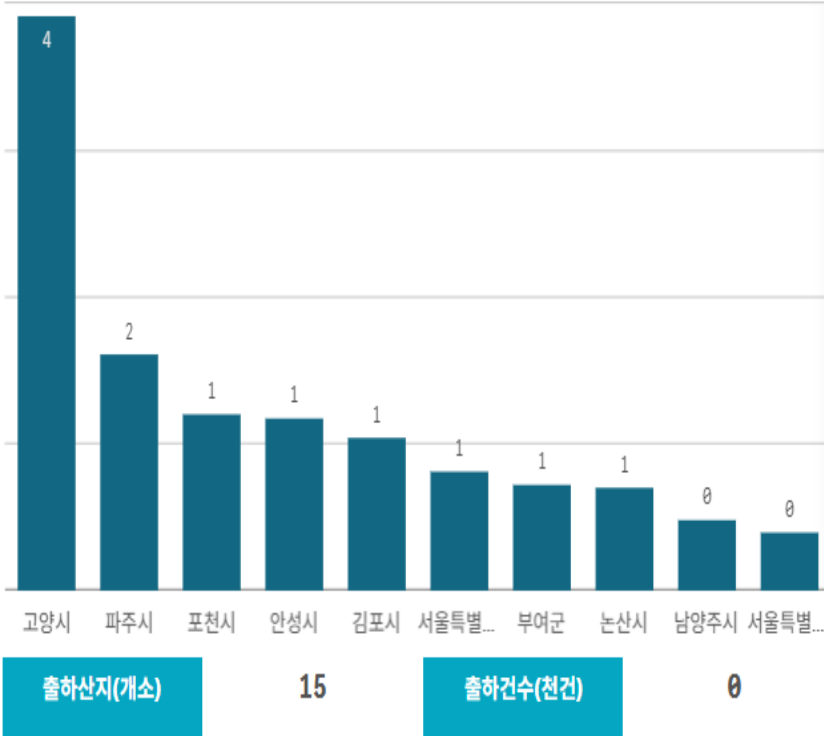


도매시장 법인별 거래금액(백만원)



시금치(4Kg)

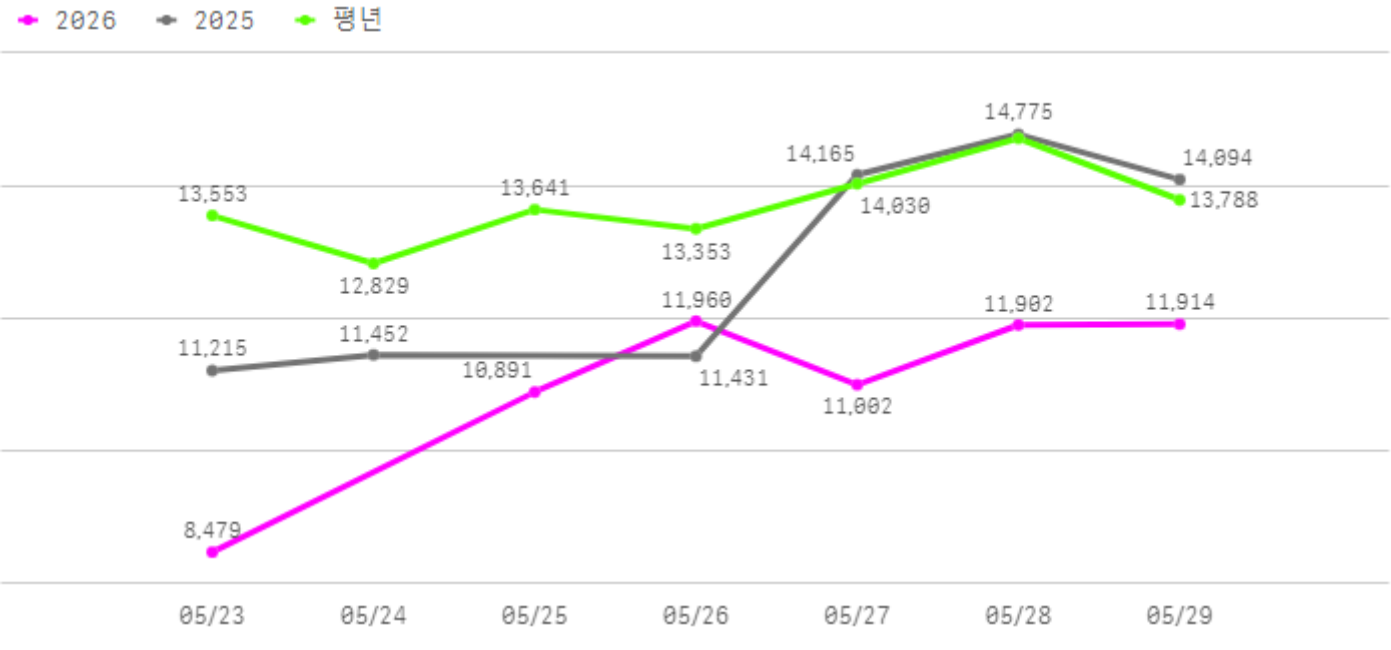
산지별 거래물량(톤)



산지별 주출하 시군구



주간 도매가격(원)



구분	금주(A)	전주(B)	전월(C)	전년(D)	평년(E)	A/B	A/C	A/D	A/E
가격(원)	11,025	9,564	10,336	12,855	13,063	115.3%	106.7%	85.8%	84.4%

※ 상품 가격 기준

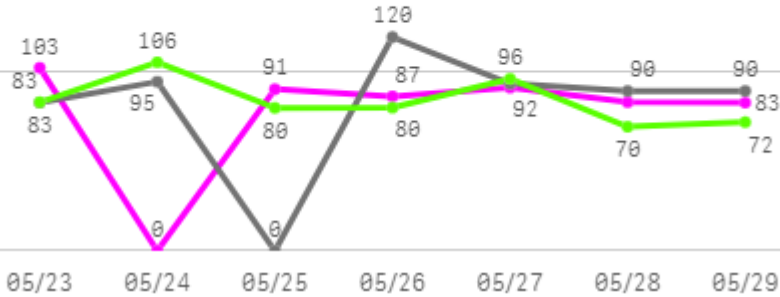
□ 시금치(4Kg) 주간 가격

구분	Q	품종	Q	단량	Q	특	상	보통	하
2026-05-23		시금치		4Kg		10,703	8,479	7,152	5,070
2026-05-25		시금치		4Kg		13,087	10,891	8,924	6,146
2026-05-26		시금치		4Kg		14,626	11,960	8,905	5,708
2026-05-27		시금치		4Kg		13,071	11,002	8,748	5,979
2026-05-28		시금치		4Kg		13,978	11,902	9,643	7,183
2026-05-29		시금치		4Kg		14,184	11,914	9,039	6,361
평균						13,275	11,025	8,735	6,075

상추

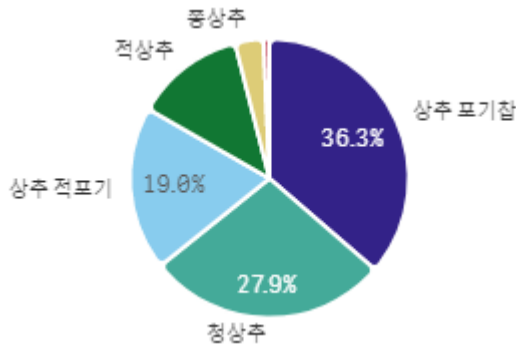
주간 반입량(톤)

◆ 2026 ● 2025 ▲ 평년

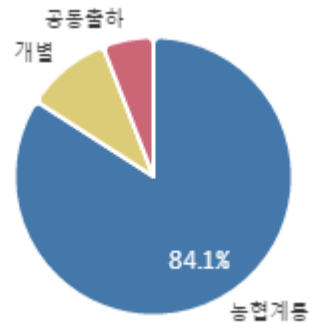


구분	금주(A)	전주(B)	전월(C)	전년(D)	평년(E)	A/B	A/C	A/D	A/E
물량(톤)	538	570	626	571	598	94.3%	85.9%	94.2%	90.0%

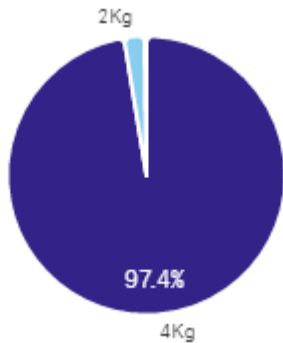
출하 품종별 거래물량 구성비



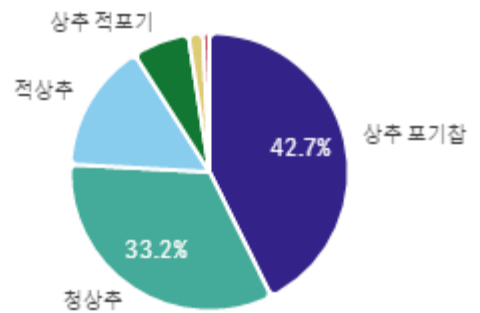
출하자별 거래물량 구성비



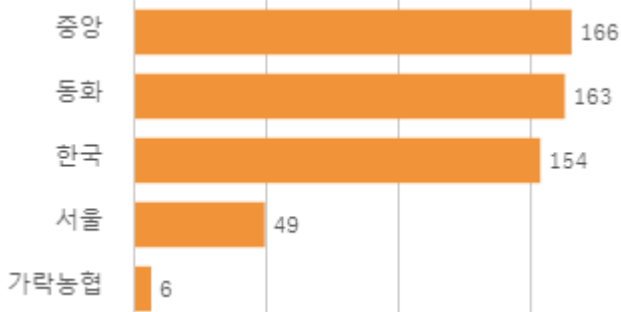
거래 단량별 물량 구성비



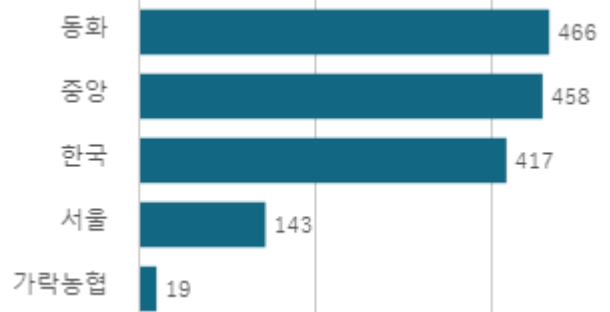
출하 품종별 거래금액 구성비



도매시장 법인별 거래물량(톤)

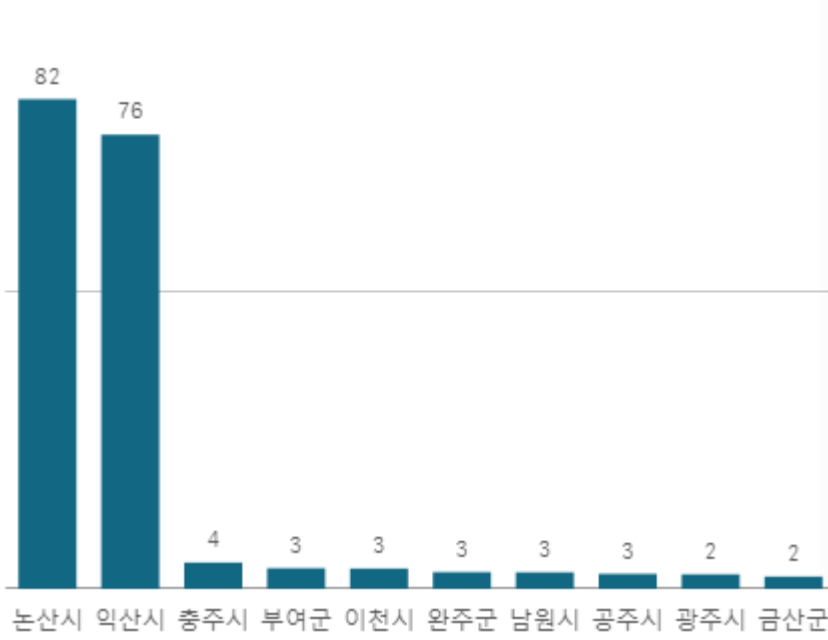


도매시장 법인별 거래금액(백만원)



상추 포기잡(4Kg)

산지별 거래물량(톤)



출하산지(개소)

22

출하건수(천건)

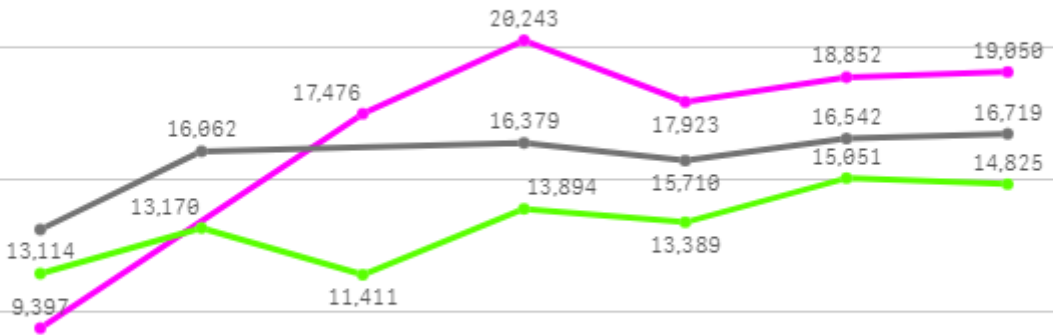
1

산지별 주출하 시군구



주간 도매가격(원)

◆ 2026 ● 2025 ◆ 평년



05/23 05/24 05/25 05/26 05/27 05/28 05/29

구분	금주(A)	전주(B)	전월(C)	전년(D)	평년(E)	A/B	A/C	A/D	A/E
가격(원)	17,157	10,588	12,571	15,754	12,616	162.0%	136.5%	108.9%	136.0%

※ 상품 가격 기준

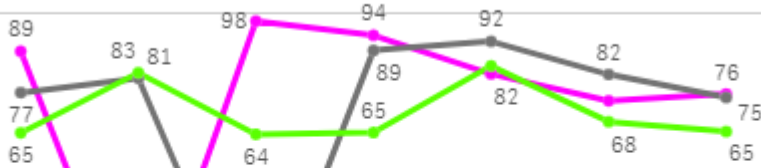
□ 상추 포기잡(4Kg) 주간 가격

구분	Q	품종	Q	단량	Q	특	상	보통	하
2026-05-23		상추 포기잡		4Kg		-	9,397	6,792	4,513
2026-05-25		상추 포기잡		4Kg		-	17,476	15,385	10,389
2026-05-26		상추 포기잡		4Kg		-	20,243	17,301	13,807
2026-05-27		상추 포기잡		4Kg		-	17,923	14,251	10,541
2026-05-28		상추 포기잡		4Kg		-	18,852	15,461	11,938
2026-05-29		상추 포기잡		4Kg		-	19,050	15,582	11,418
평균						-	17,157	14,129	10,434

부추

주간 반입량(톤)

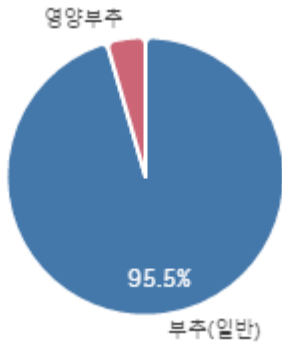
2026 (파란색 선) 2025 (회색 선) 평년 (녹색 선)



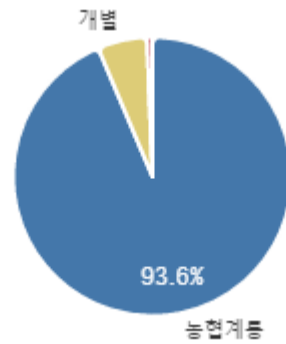
05/23 05/24 05/25 05/26 05/27 05/28 05/29

구분	금주(A)	전주(B)	전월(C)	전년(D)	평년(E)	A/B	A/C	A/D	A/E
물량(톤)	513	476	455	496	503	107.8%	112.8%	103.5%	102.0%

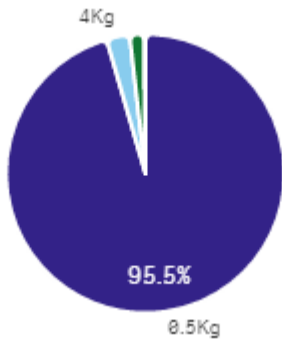
출하 품종별 거래물량 구성비



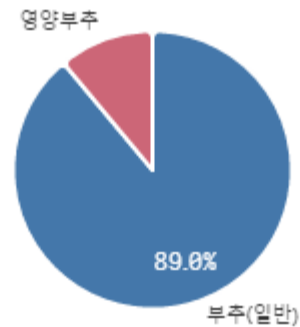
출하자별 거래물량 구성비



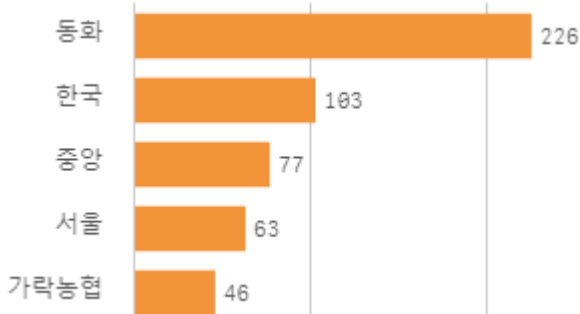
거래 단량별 물량 구성비



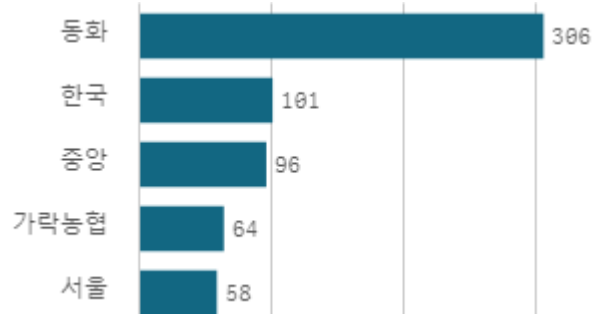
출하 품종별 거래금액 구성비



도매시장 법인별 거래물량(톤)

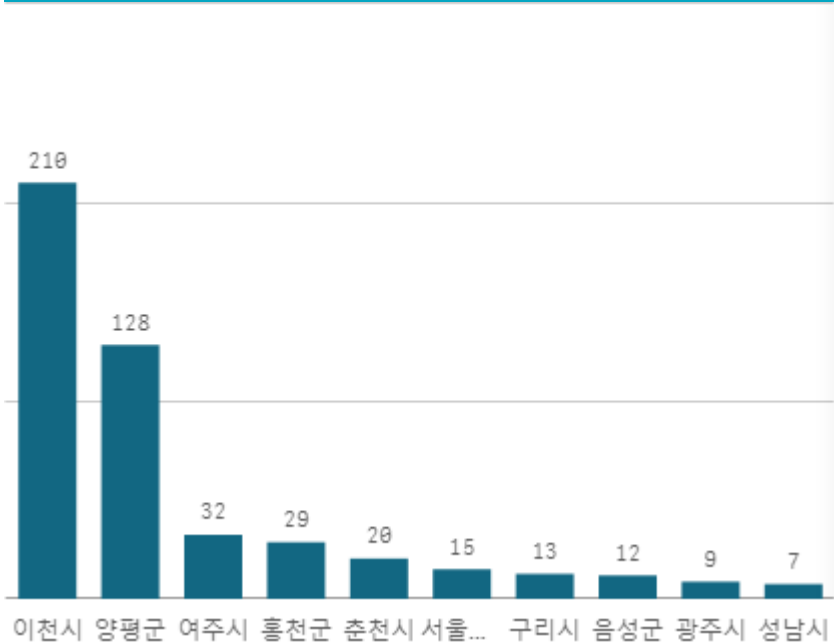


도매시장 법인별 거래금액(백만원)



부추(일반)(0.5Kg)

산지별 거래물량(톤)



출하산지(개소)

20

출하건수(천건)

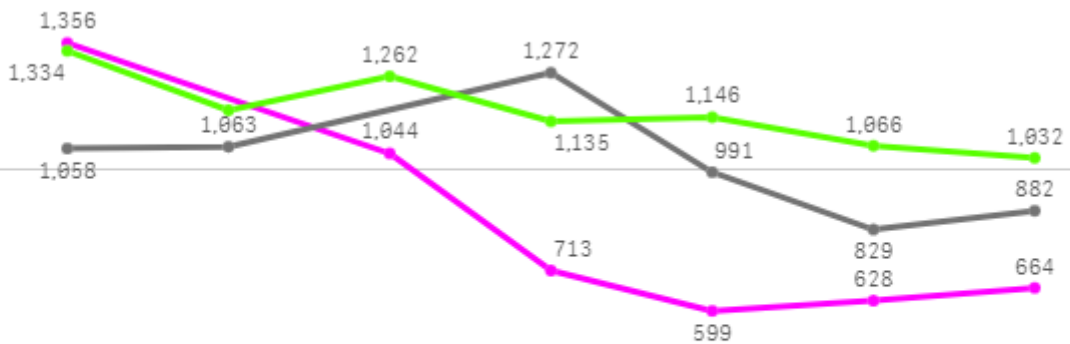
2

산지별 주출하 시군구



주간 도매가격(원)

◆ 2026 ● 2025 ◆ 평년



05/23 05/24 05/25 05/26 05/27 05/28 05/29

구분	금주(A)	전주(B)	전월(C)	전년(D)	평년(E)	A/B	A/C	A/D	A/E
가격(원)	834	824	1,426	1,016	1,125	101.3%	58.5%	82.1%	74.1%

※ 상품 가격 기준

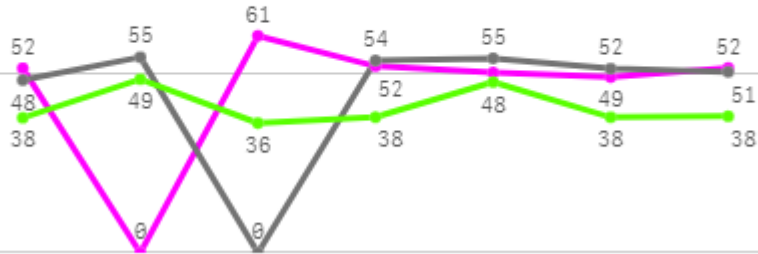
□ 부추(일반)(0.5Kg) 주간 가격

구분	Q	품종	Q	단량	Q	특	상	보통	하
2026-05-23		부추(일반)		0.5Kg		-	1,356	909	613
2026-05-25		부추(일반)		0.5Kg		-	1,044	734	492
2026-05-26		부추(일반)		0.5Kg		-	713	487	277
2026-05-27		부추(일반)		0.5Kg		-	599	438	275
2026-05-28		부추(일반)		0.5Kg		-	628	446	307
2026-05-29		부추(일반)		0.5Kg		-	664	473	285
평균						-	834	581	375

미나리

주간 반입량(톤)

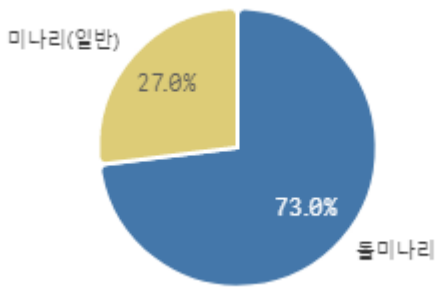
◆ 2026 ● 2025 ▲ 평년



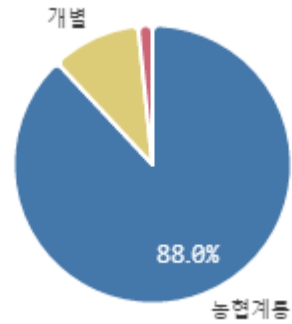
05/23 05/24 05/25 05/26 05/27 05/28 05/29

구분	금주(A)	전주(B)	전월(C)	전년(D)	평년(E)	A/B	A/C	A/D	A/E
물량(톤)	317	330	394	314	292	96.1%	80.4%	100.8%	108.4%

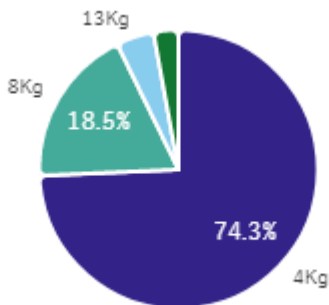
출하 품종별 거래물량 구성비



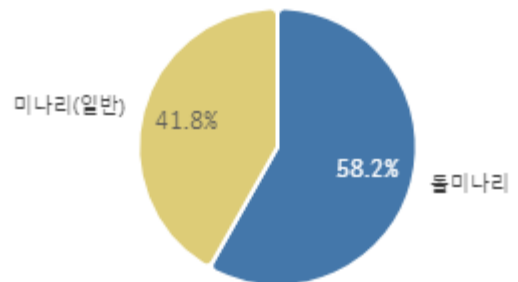
출하자별 거래물량 구성비



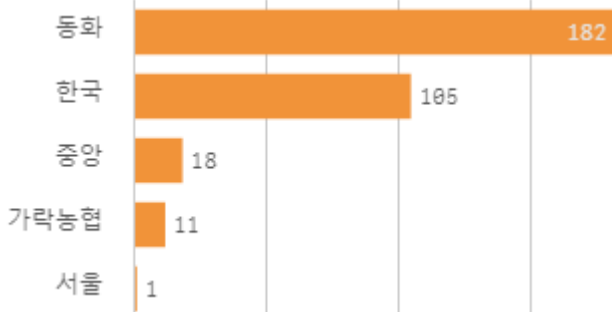
거래 단량별 물량 구성비



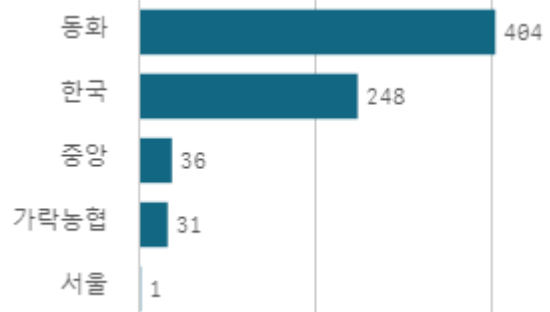
출하 품종별 거래금액 구성비



도매시장 법인별 거래물량(톤)

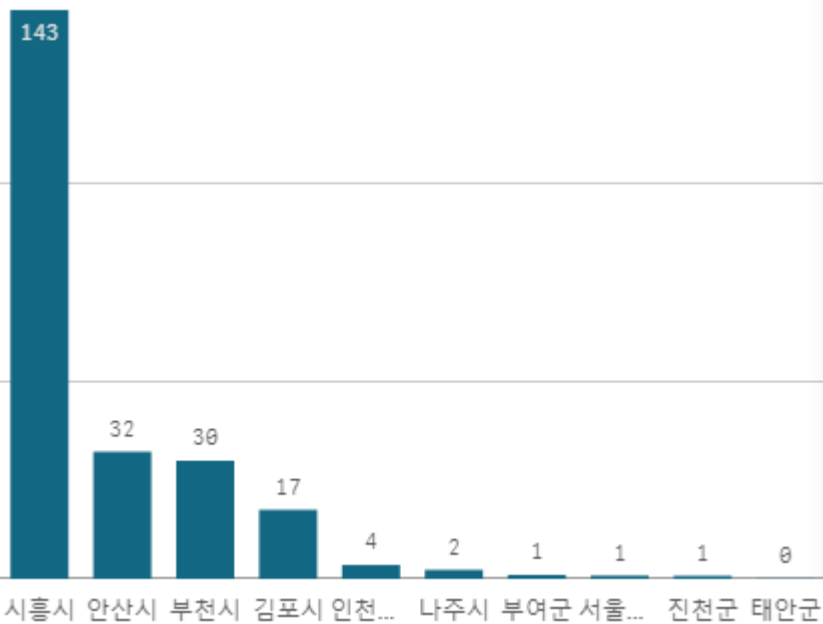


도매시장 법인별 거래금액(백만원)



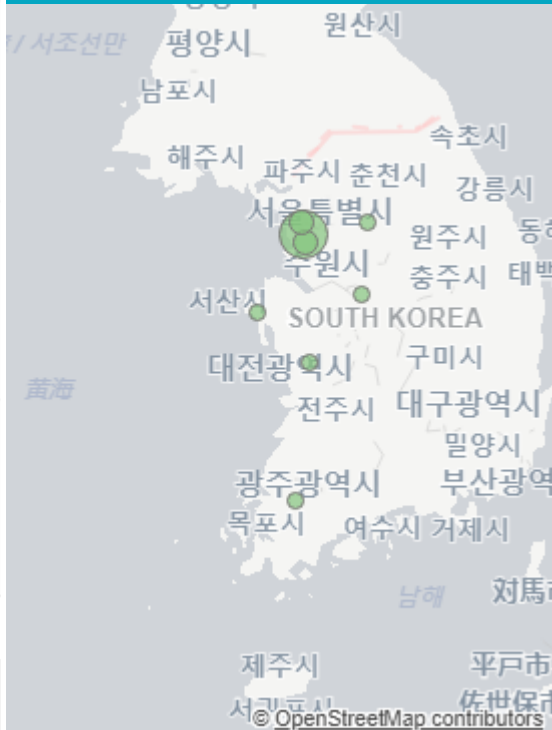
돌미나리(4Kg)

산지별 거래물량(톤)



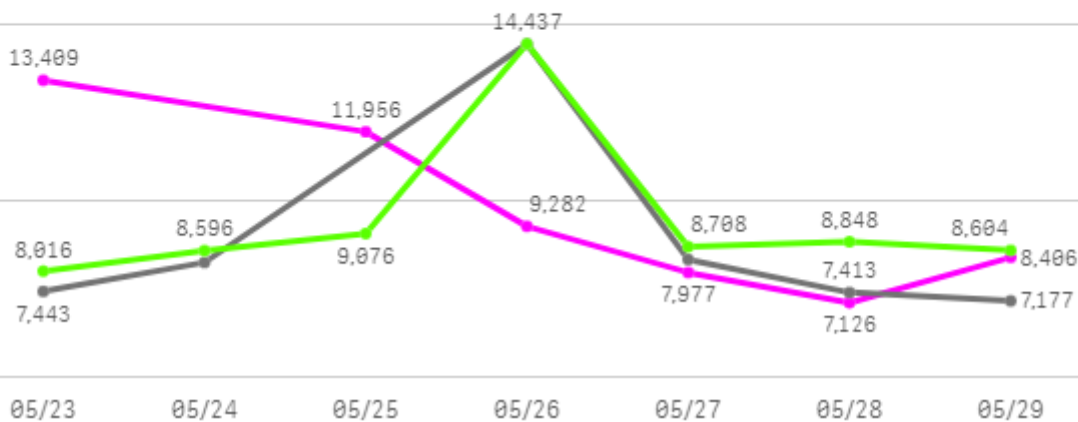
출하산지(개소) **11** 출하건수(천건) **1**

산지별 주출하 시군구



주간 도매가격(원)

◆ 2026 ● 2025 ◆ 평년



구분	금주(A)	전주(B)	전월(C)	전년(D)	평년(E)	A/B	A/C	A/D	A/E
가격(원)	9,693	5,928	10,270	8,846	9,289	163.5%	94.4%	109.6%	104.3%

※ 상품 가격 기준

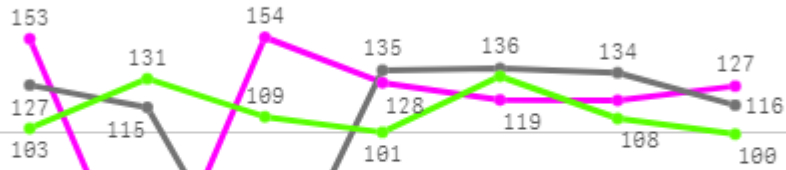
□ 돌미나리(4Kg) 주간 가격

구분	Q	품종	Q	단량	Q	특	상	보통	하
2026-05-23		돌미나리		4Kg		-	13,409	12,007	9,176
2026-05-25		돌미나리		4Kg		-	11,956	9,469	6,002
2026-05-26		돌미나리		4Kg		-	9,282	6,700	4,834
2026-05-27		돌미나리		4Kg		-	7,977	5,916	3,874
2026-05-28		돌미나리		4Kg		-	7,126	5,304	3,855
2026-05-29		돌미나리		4Kg		-	8,406	6,804	4,521
평균						-	9,693	7,700	5,377

열무

주간 반입량(톤)

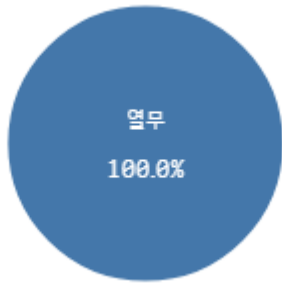
◆ 2026 ● 2025 ▲ 평년



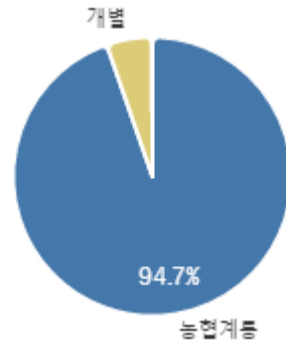
05/23 05/24 05/25 05/26 05/27 05/28 05/29

구분	금주(A)	전주(B)	전월(C)	전년(D)	평년(E)	A/B	A/C	A/D	A/E
물량(톤)	799	719	770	764	807	111.2%	103.8%	104.7%	99.1%

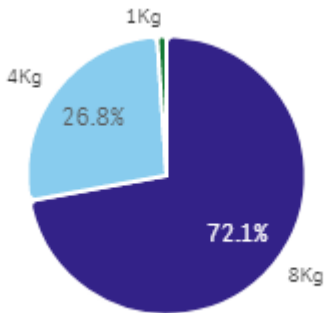
출하 품종별 거래물량 구성비



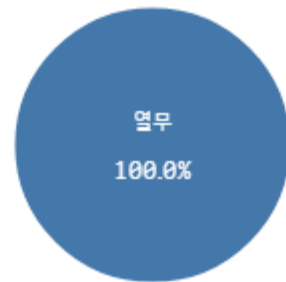
출하자별 거래물량 구성비



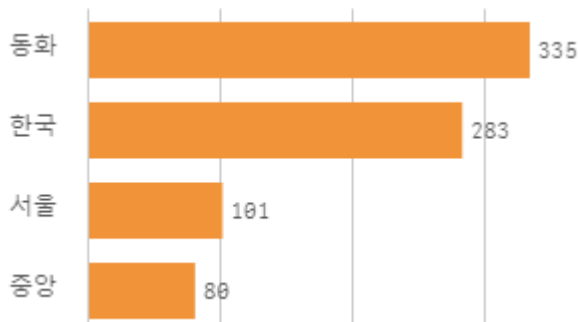
거래 단량별 물량 구성비



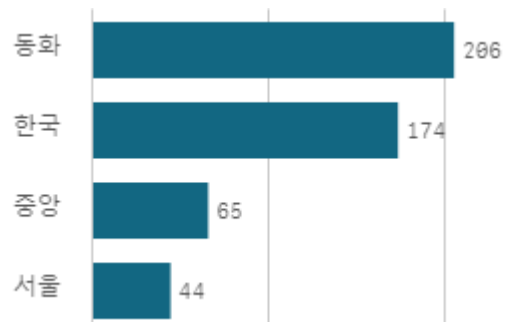
출하 품종별 거래금액 구성비



도매시장 법인별 거래물량(톤)

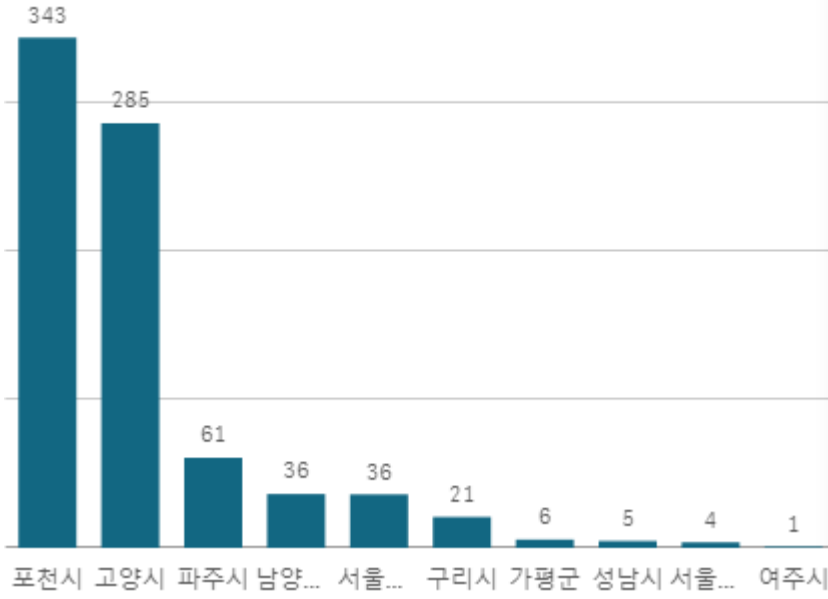


도매시장 법인별 거래금액(백만원)



열무(4Kg)

산지별 거래물량(톤)



출하산지(개소)

18

출하건수(천건)

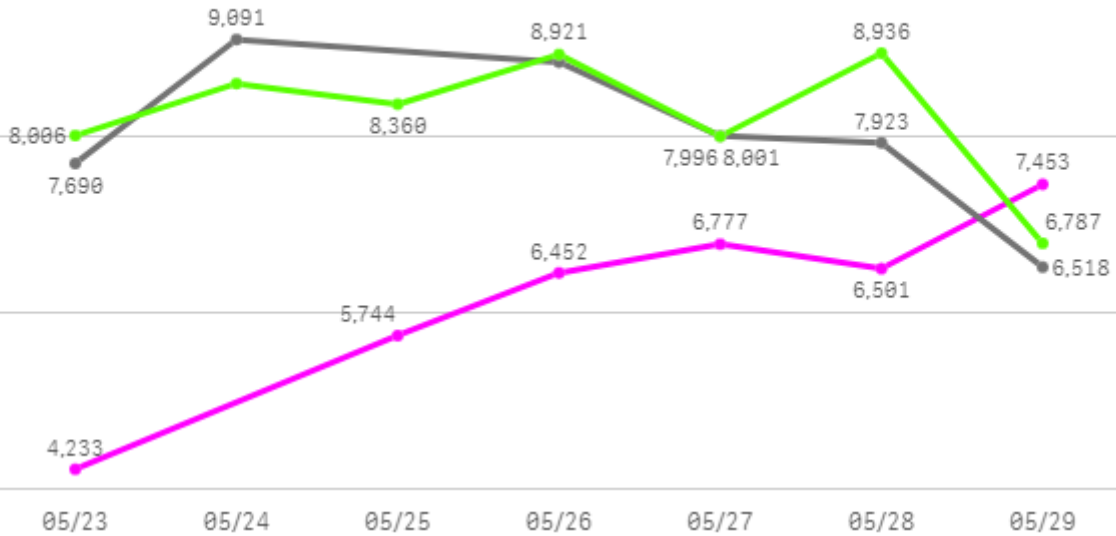
3

산지별 주출하 시군구



주간 도매가격(원)

◆ 2026 ● 2025 ◆ 평년



구분	금주(A)	전주(B)	전월(C)	전년(D)	평년(E)	A/B	A/C	A/D	A/E
가격(원)	6,193	6,397	7,628	8,010	7,637	96.8%	81.2%	77.3%	81.1%

※ 상품 가격 기준

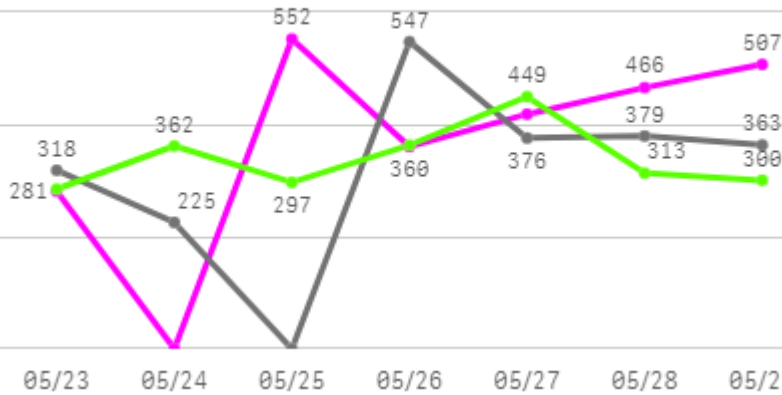
□ 열무(4Kg) 주간 가격

구분	Q	품종	Q	단량	Q	특	상	보통	하
2026-05-23		열무		4Kg		-	4,233	3,328	1,962
2026-05-25		열무		4Kg		-	5,744	4,012	2,452
2026-05-26		열무		4Kg		-	6,452	4,132	2,084
2026-05-27		열무		4Kg		-	6,777	4,413	2,508
2026-05-28		열무		4Kg		-	6,501	4,885	2,635
2026-05-29		열무		4Kg		-	7,453	5,038	2,667
평균						-	6,193	4,301	2,385

수박

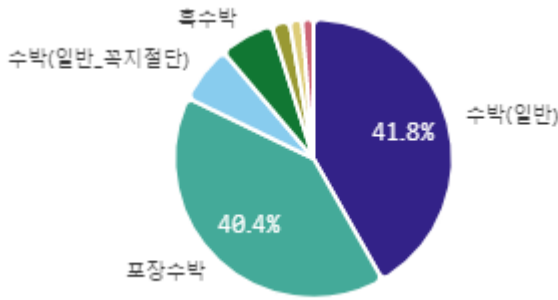
주간 반입량(톤)

◆ 2026 ● 2025 ▲ 평년

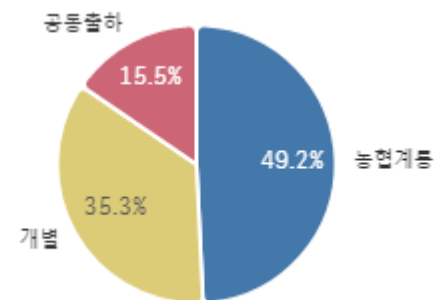


구분	금주(A)	전주(B)	전월(C)	전년(D)	평년(E)	A/B	A/C	A/D	A/E
물량(톤)	2,584	2,006	900	2,209	2,387	128.8%	287.2%	117.0%	108.2%

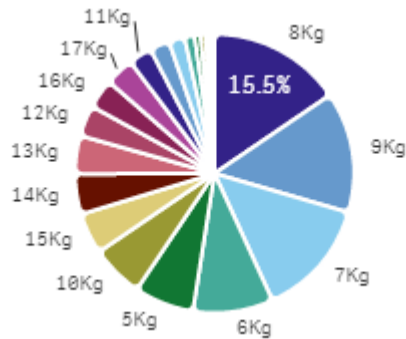
출하 품종별 거래물량 구성비



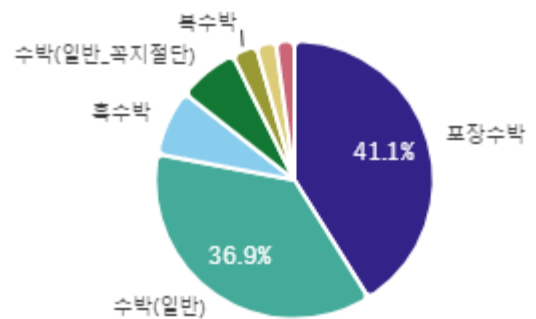
출하자별 거래물량 구성비



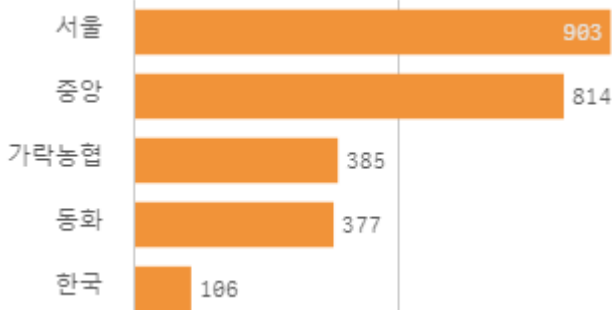
거래 단량별 물량 구성비



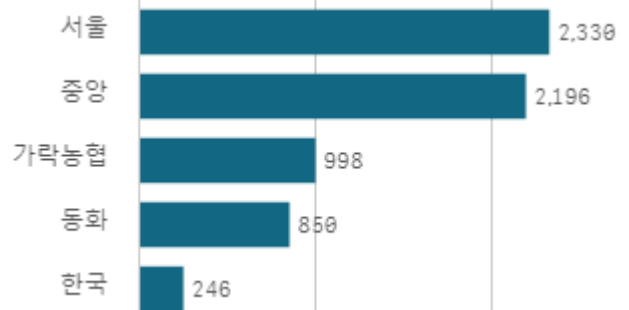
출하 품종별 거래금액 구성비



도매시장 법인별 거래물량(톤)

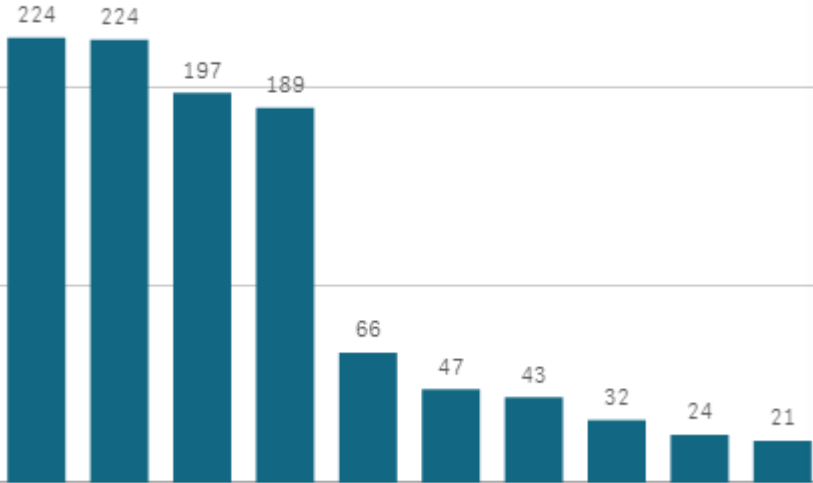


도매시장 법인별 거래금액(백만원)



수박(일반)(10Kg)

산지별 거래물량(톤)



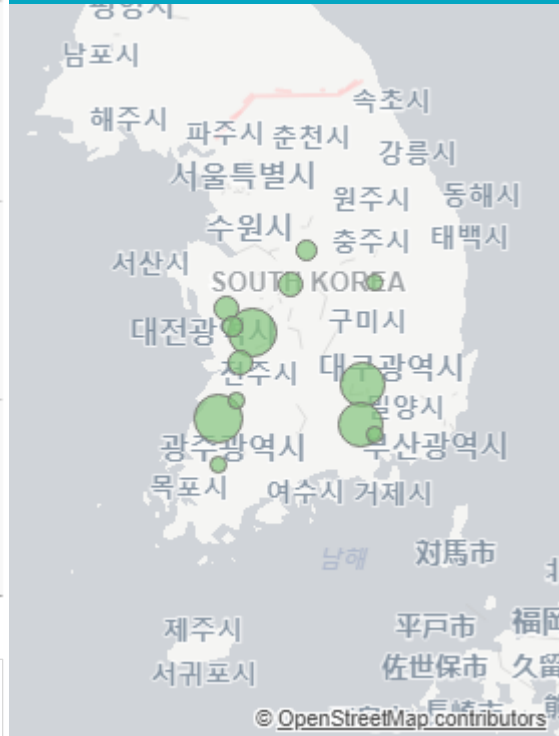
출하산지(개소)

14

출하건수(천건)

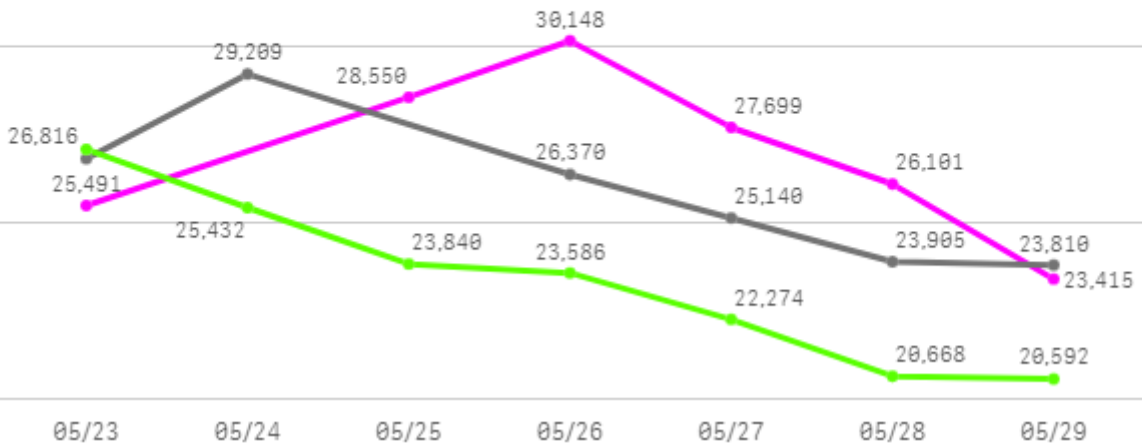
2

산지별 주출하 시군구



주간 도매가격(원)

◆ 2026 ● 2025 ◆ 평년



구분	금주(A)	전주(B)	전월(C)	전년(D)	평년(E)	A/B	A/C	A/D	A/E
가격(원)	26,901	28,405	36,622	25,875	25,409	94.7%	73.5%	104.0%	105.9%

※ 상품 가격 기준

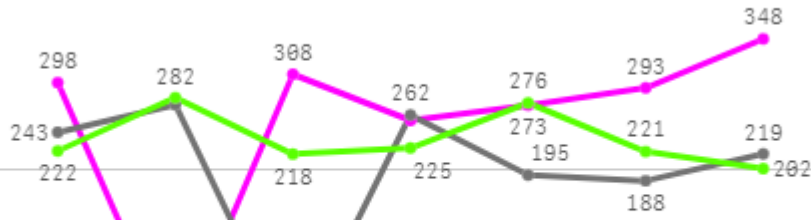
□ 수박(일반)(10Kg) 주간 가격

구분	Q	품종	Q	단량	Q	특	상	보통	하
2026-05-23		수박(일반)		10Kg		36,344	25,491	18,849	13,705
2026-05-25		수박(일반)		10Kg		40,167	28,550	20,075	16,045
2026-05-26		수박(일반)		10Kg		38,348	30,148	19,867	14,953
2026-05-27		수박(일반)		10Kg		34,215	27,699	19,573	15,509
2026-05-28		수박(일반)		10Kg		32,556	26,101	19,337	15,645
2026-05-29		수박(일반)		10Kg		32,048	23,415	18,308	15,053
평균						35,613	26,901	19,335	15,152

참외

주간 반입량(톤)

◆ 2026 ● 2025 ▲ 평년



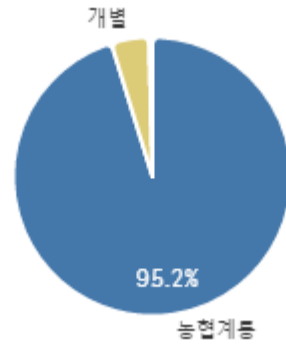
05/23 05/24 05/25 05/26 05/27 05/28 05/29

구분	금주(A)	전주(B)	전월(C)	전년(D)	평년(E)	A/B	A/C	A/D	A/E
물량(톤)	1,776	1,909	1,087	1,381	1,676	93.1%	163.4%	128.6%	106.0%

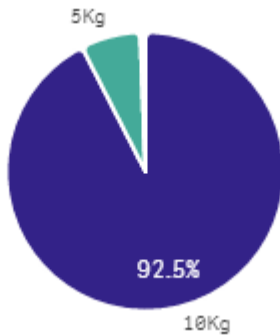
출하 품종별 거래물량 구성비



출하자별 거래물량 구성비



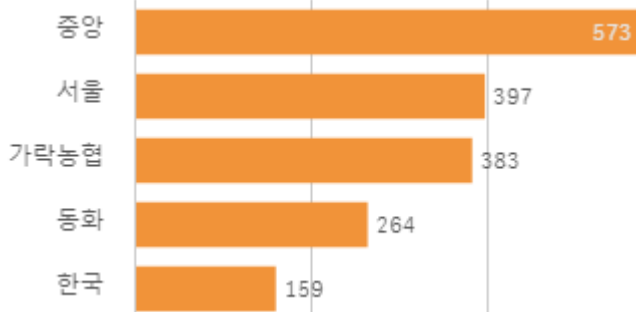
거래 단량별 물량 구성비



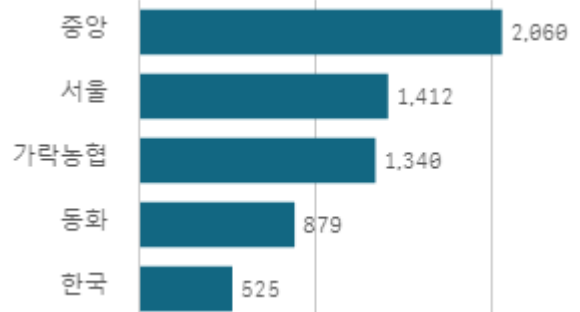
출하 품종별 거래금액 구성비



도매시장 법인별 거래물량(톤)

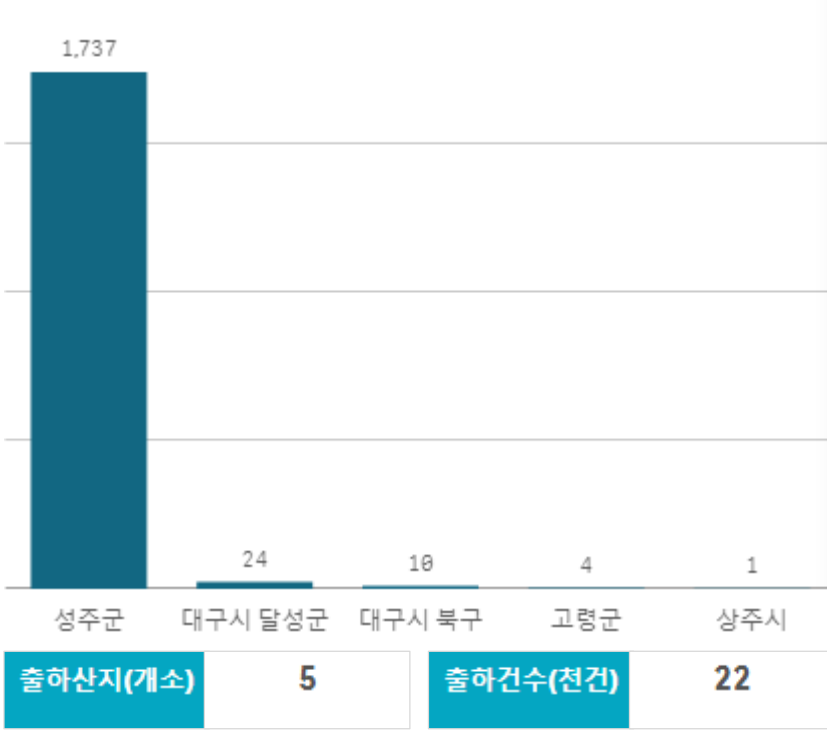


도매시장 법인별 거래금액(백만원)

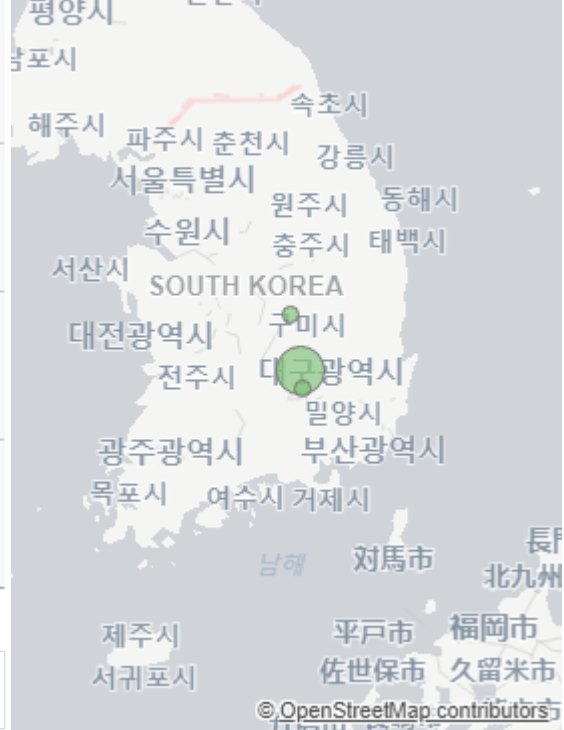


참외(일반)(10Kg)

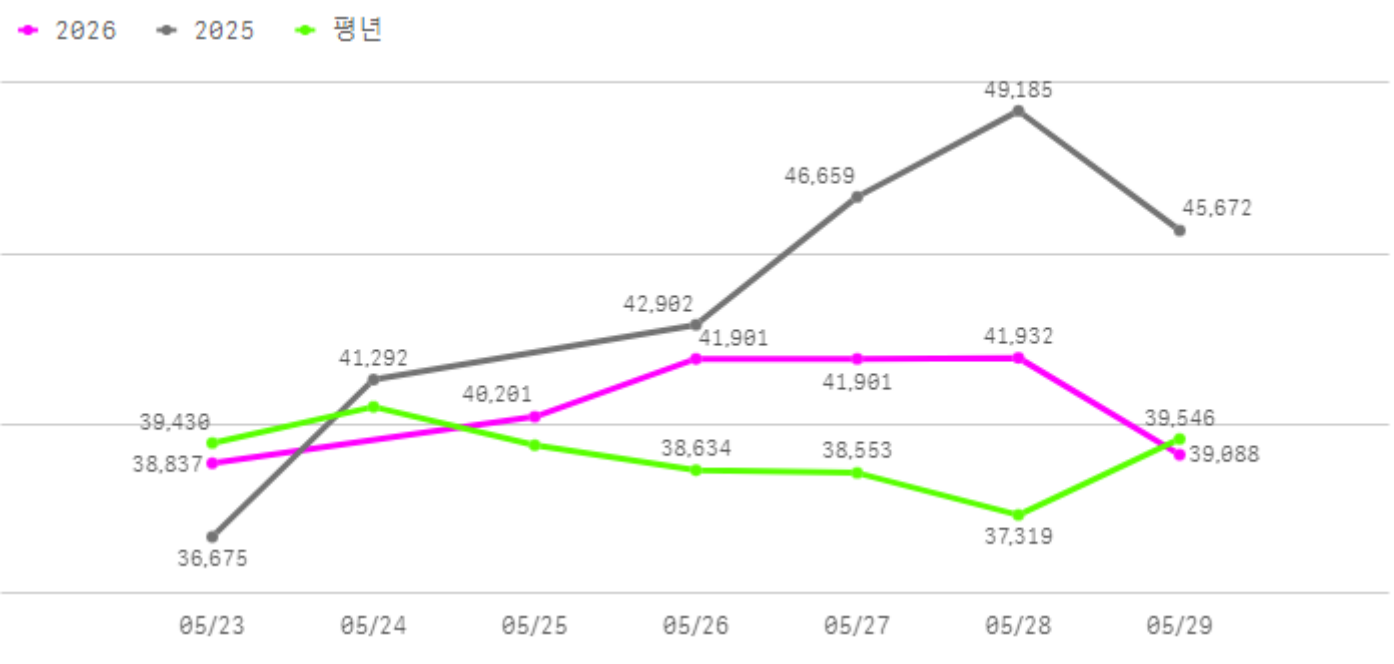
산지별 거래물량(톤)



산지별 주출하 시군구



주간 도매가격(원)



구분	금주(A)	전주(B)	전월(C)	전년(D)	평년(E)	A/B	A/C	A/D	A/E
가격(원)	40,643	36,340	58,574	43,731	40,002	111.8%	69.4%	92.9%	101.6%

※ 상품 가격 기준

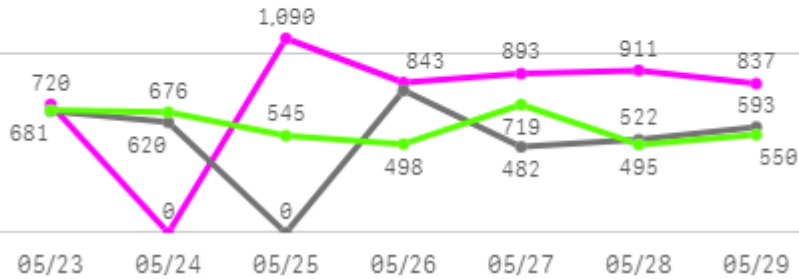
□ 참외(일반)(10Kg) 주간 가격

구분	Q	품종	Q	단량	Q	특	상	보통	하
2026-05-23		참외(일반)		10Kg		45,786	38,837	31,203	21,321
2026-05-25		참외(일반)		10Kg		49,071	40,201	33,445	23,534
2026-05-26		참외(일반)		10Kg		48,032	41,901	35,088	25,305
2026-05-27		참외(일반)		10Kg		49,173	41,901	36,499	28,188
2026-05-28		참외(일반)		10Kg		49,192	41,932	36,124	28,432
2026-05-29		참외(일반)		10Kg		46,560	39,088	32,732	24,703
평균						47,969	40,643	34,182	25,247

오이

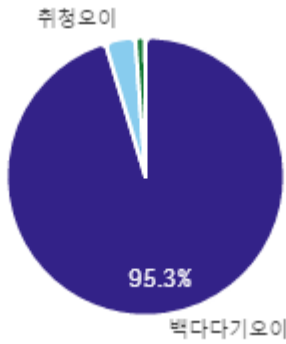
주간 반입량(톤)

◆ 2026 ● 2025 ▲ 평년

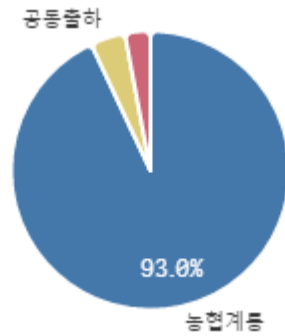


구분	금주(A)	전주(B)	전월(C)	전년(D)	평년(E)	A/B	A/C	A/D	A/E
물량(톤)	5,293	6,091	4,434	3,696	4,701	86.9%	119.4%	143.2%	112.6%

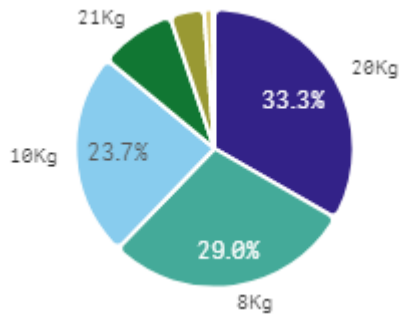
출하 품종별 거래물량 구성비



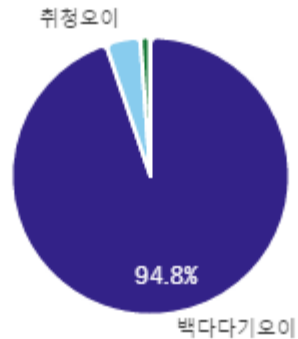
출하자별 거래물량 구성비



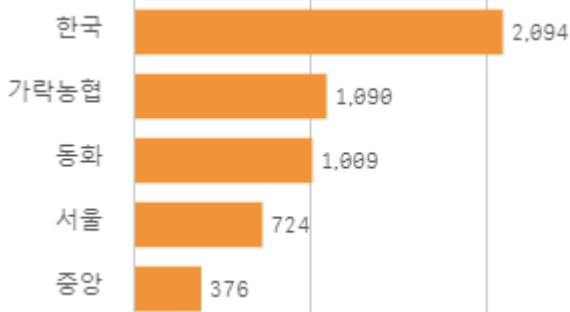
거래 단량별 물량 구성비



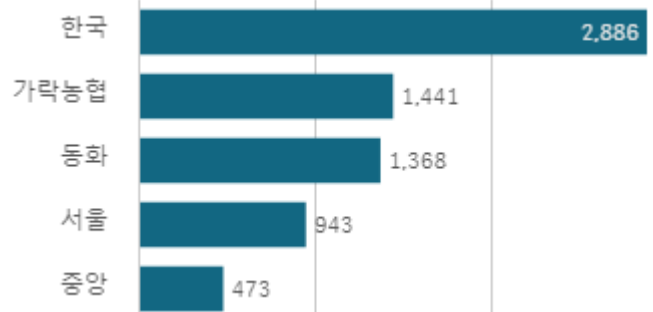
출하 품종별 거래금액 구성비



도매시장 법인별 거래물량(톤)

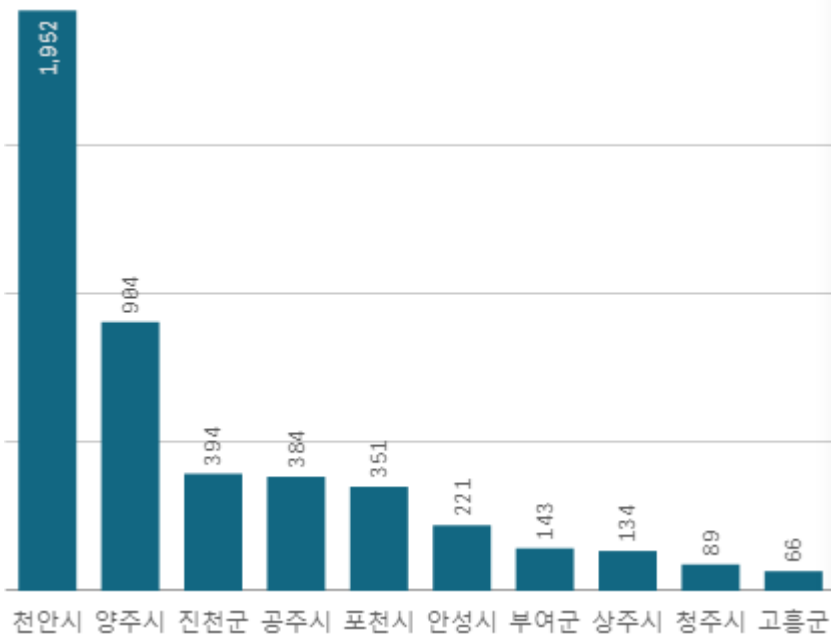


도매시장 법인별 거래금액(백만원)



백다다기오이(100개)

산지별 거래물량(톤)



출하산지(개소)

40

출하건수(천건)

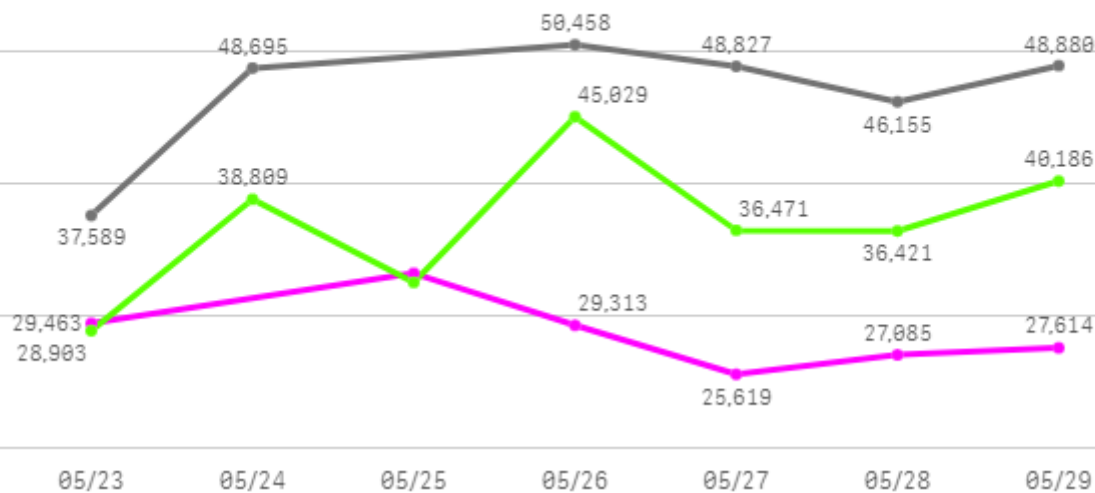
12

산지별 주출하 시군구



주간 도매가격(원)

● 2026 ● 2025 ● 평년



구분	금주(A)	전주(B)	전월(C)	전년(D)	평년(E)	A/B	A/C	A/D	A/E
가격(원)	28,721	21,085	34,023	46,767	32,196	136.2%	84.4%	61.4%	89.2%

※ 상품 가격 기준

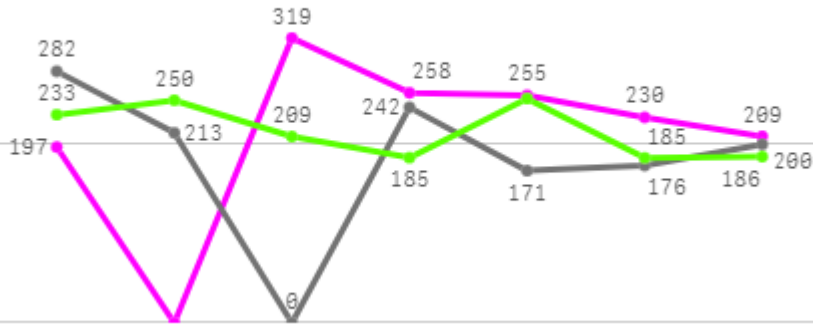
□ 백다다기오이(100개) 주간 가격

구분	Q	품종	Q	단량	Q	특	상	보통	하
2026-05-23		백다다기오이		100개		32,935	29,463	26,612	18,876
2026-05-25		백다다기오이		100개		36,602	33,230	30,984	24,218
2026-05-26		백다다기오이		100개		33,002	29,313	26,591	19,472
2026-05-27		백다다기오이		100개		30,350	25,619	23,325	16,666
2026-05-28		백다다기오이		100개		31,318	27,085	24,898	18,756
2026-05-29		백다다기오이		100개		30,813	27,614	24,664	17,768
평균						32,503	28,721	26,179	19,293

호박

주간 반입량(톤)

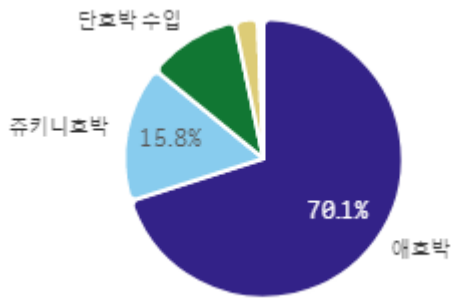
2026 (파란색 선) 2025 (회색 선) 평년 (초록색 선)



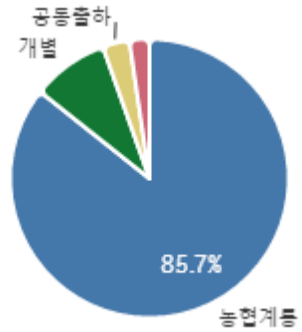
05/23 05/24 05/25 05/26 05/27 05/28 05/29

구분	금주(A)	전주(B)	전월(C)	전년(D)	평년(E)	A/B	A/C	A/D	A/E
물량(톤)	1,469	1,636	1,737	1,284	1,522	89.8%	84.6%	114.4%	96.5%

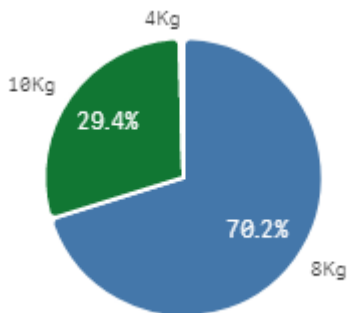
출하 품종별 거래물량 구성비



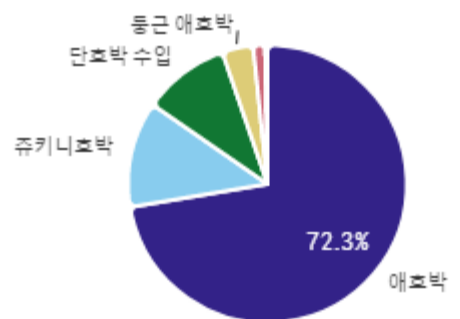
출하자별 거래물량 구성비



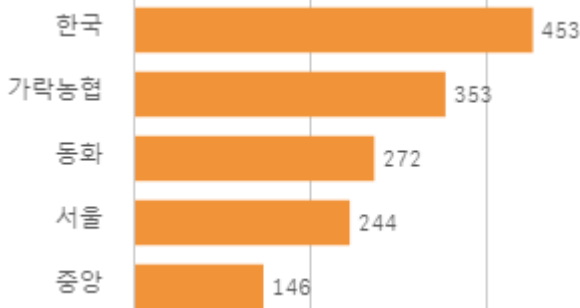
거래 단량별 물량 구성비



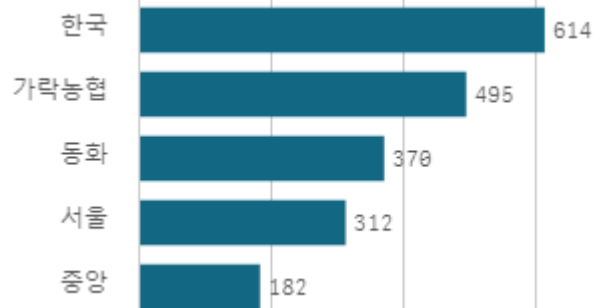
출하 품종별 거래금액 구성비



도매시장 법인별 거래물량(톤)

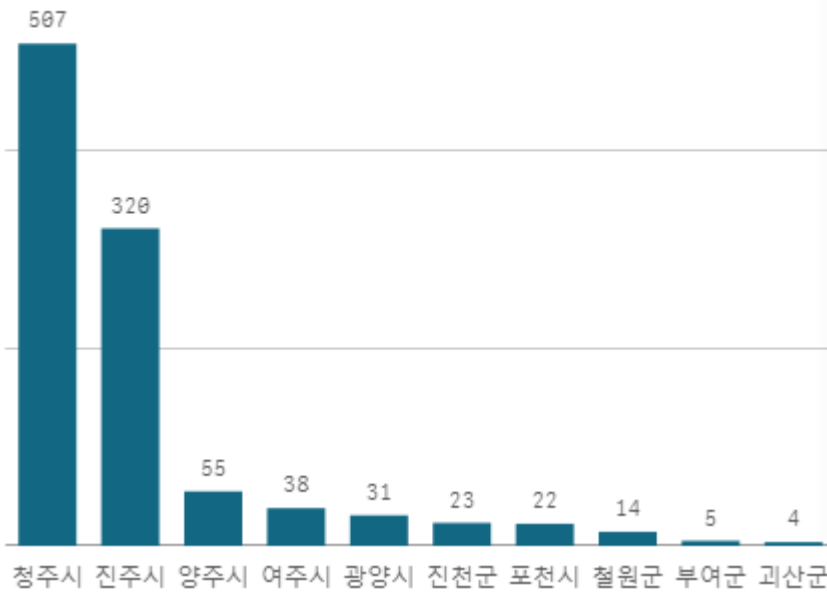


도매시장 법인별 거래금액(백만원)



애호박(20개)

산지별 거래물량(톤)



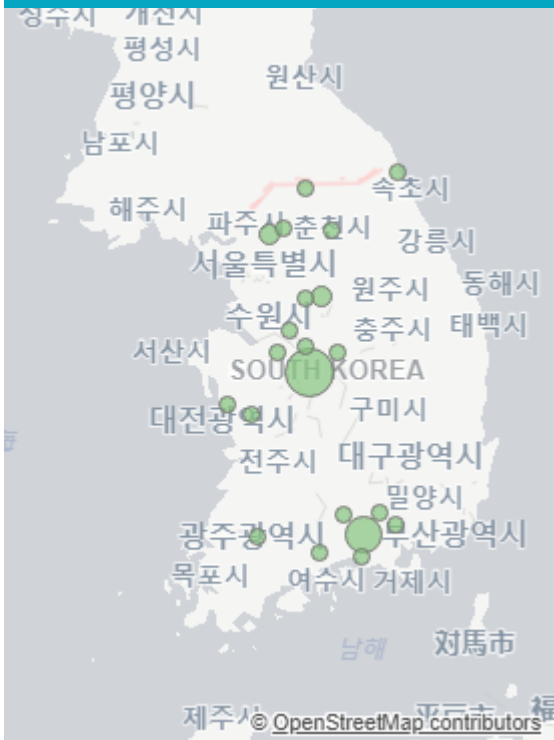
출하산지(개소)

21

출하건수(천건)

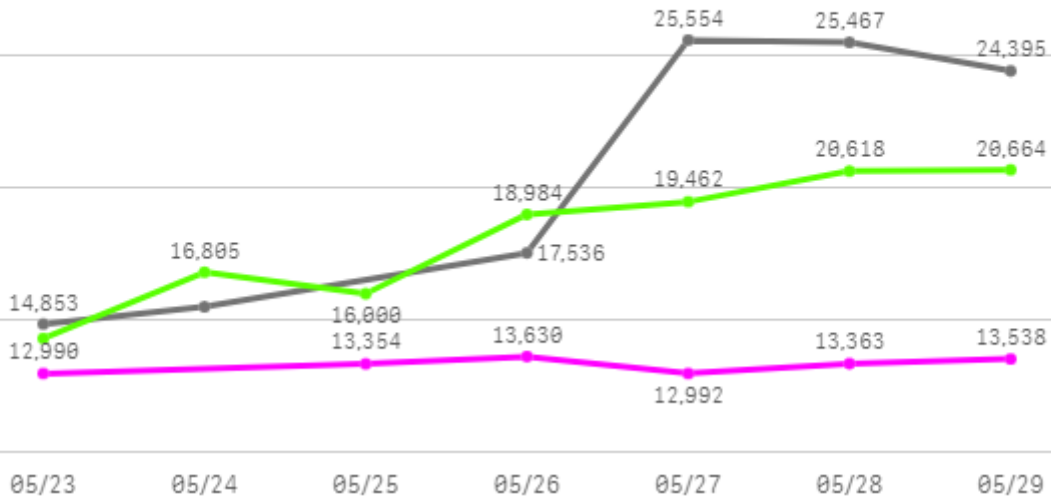
4

산지별 주출하 시군구



주간 도매가격(원)

◆ 2026 ● 2025 ◆ 평년



구분	금주(A)	전주(B)	전월(C)	전년(D)	평년(E)	A/B	A/C	A/D	A/E
가격(원)	13,311	10,165	12,392	20,552	15,105	131.0%	107.4%	64.8%	88.1%

※ 상품 가격 기준

□ 애호박(20개) 주간 가격

구분	Q	품종	Q	단량	Q	특	상	보통	하
2026-05-23		애호박		20개		16,955	12,990	10,396	7,654
2026-05-25		애호박		20개		17,445	13,354	10,707	7,678
2026-05-26		애호박		20개		16,189	13,630	10,956	7,657
2026-05-27		애호박		20개		15,314	12,992	10,142	6,832
2026-05-28		애호박		20개		15,379	13,363	10,711	7,317
2026-05-29		애호박		20개		14,992	13,538	11,425	7,597
평균						16,046	13,311	10,723	7,456

토마토

주간 반입량(톤)

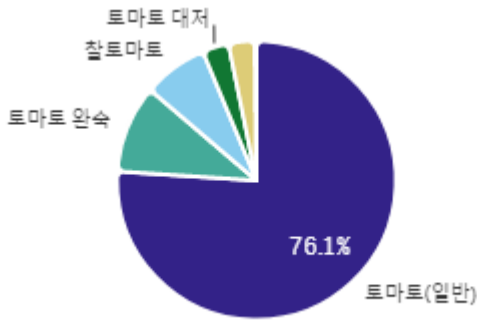
● 2026 ● 2025 ● 평년



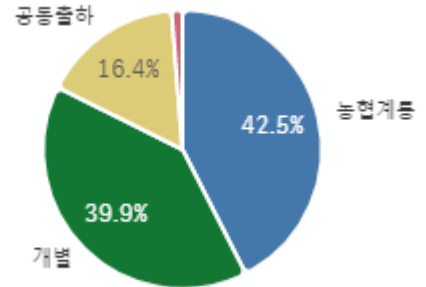
05/23 05/24 05/25 05/26 05/27 05/28 05/29

구분	금주(A)	전주(B)	전월(C)	전년(D)	평년(E)	A/B	A/C	A/D	A/E
물량(톤)	1,395	1,082	1,287	1,453	1,267	129.0%	108.4%	96.0%	110.1%

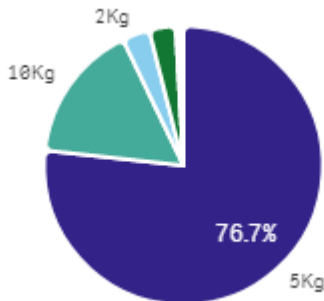
출하 품종별 거래물량 구성비



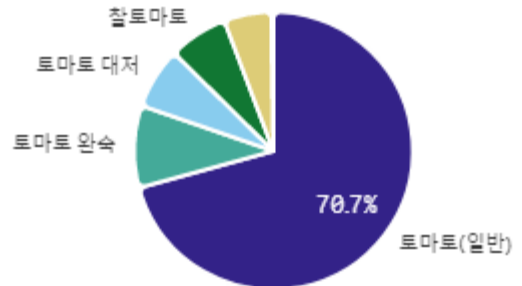
출하자별 거래물량 구성비



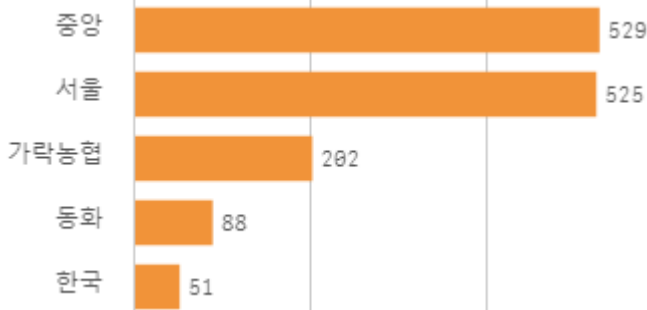
거래 단량별 물량 구성비



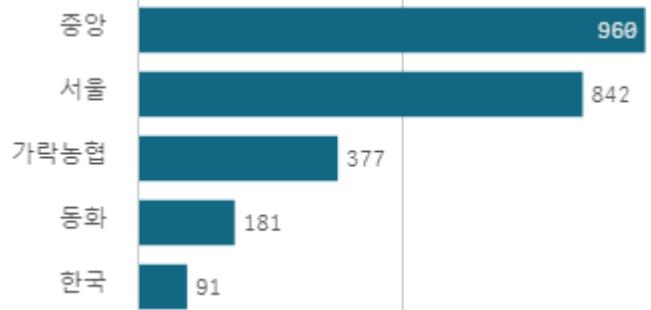
출하 품종별 거래금액 구성비



도매시장 법인별 거래물량(톤)

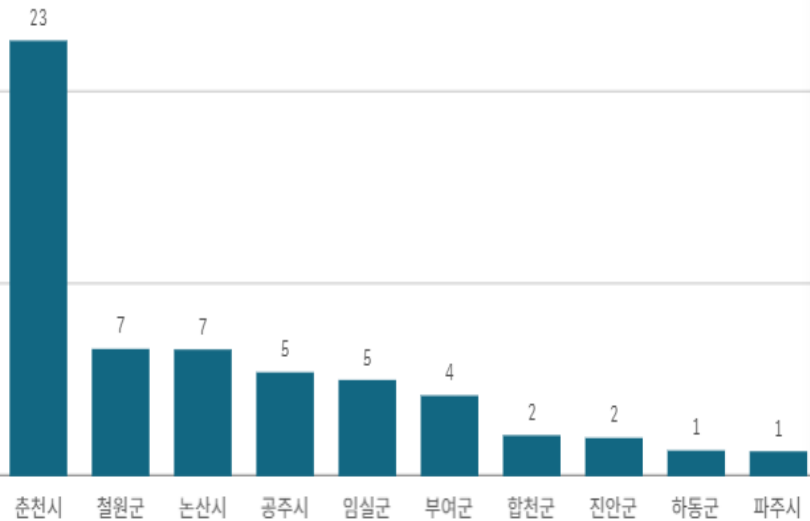


도매시장 법인별 거래금액(백만원)



토마토(5Kg)

산지별 거래물량(톤)



출하산지(개소)

14

출하건수(천건)

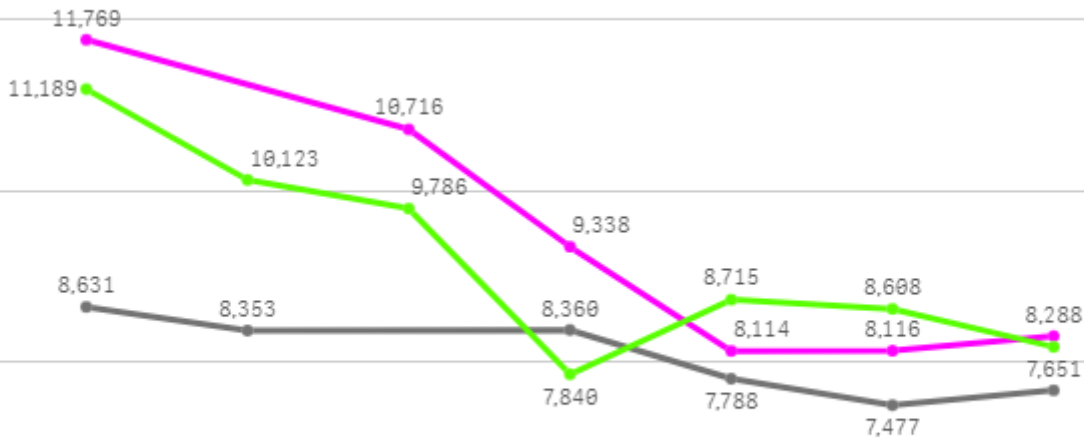
0

산지별 주출하 시군구



주간 도매가격(원)

◆ 2026 ● 2025 ◆ 평년



05/23 05/24 05/25 05/26 05/27 05/28 05/29

구분	금주(A)	전주(B)	전월(C)	전년(D)	평년(E)	A/B	A/C	A/D	A/E
가격(원)	9,390	11,370	10,018	8,043	9,396	82.6%	93.7%	116.7%	99.9%

※ 상품 가격 기준

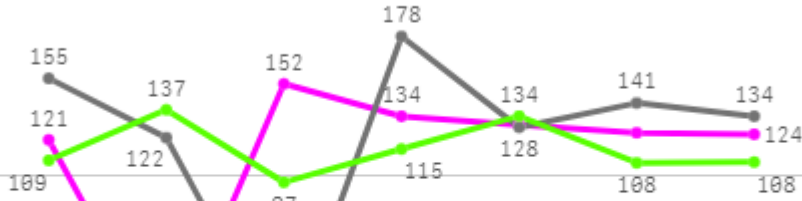
□ 토마토(5Kg) 주간 가격

구분	Q	품종	Q	단량	Q	특	상	보통	하
2026-05-23		토마토		5Kg		13,187	11,769	10,082	7,088
2026-05-25		토마토		5Kg		12,348	10,716	8,869	7,111
2026-05-26		토마토		5Kg		10,732	9,338	8,063	5,896
2026-05-27		토마토		5Kg		10,609	8,114	6,841	4,974
2026-05-28		토마토		5Kg		10,056	8,116	6,468	4,794
2026-05-29		토마토		5Kg		9,466	8,288	6,881	5,081
평균						11,066	9,390	7,867	5,824

방울토마토

주간 반입량(톤)

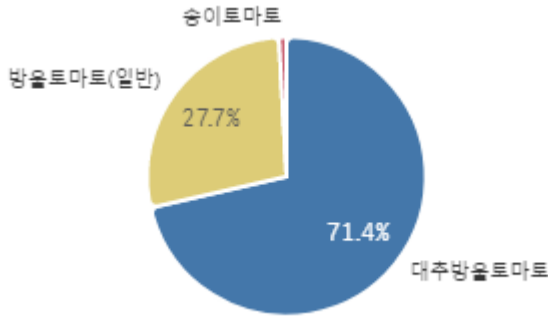
◆ 2026 ● 2025 ▲ 평년



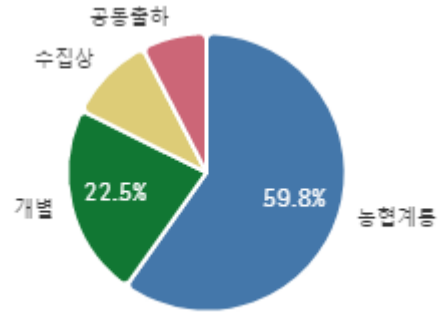
05/23 05/24 05/25 05/26 05/27 05/28 05/29

구분	금주(A)	전주(B)	전월(C)	전년(D)	평년(E)	A/B	A/C	A/D	A/E
물량(톤)	783	675	643	858	776	116.0%	121.8%	91.3%	100.9%

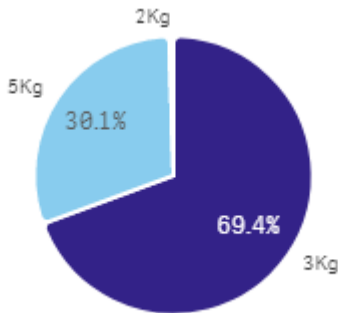
출하 품종별 거래물량 구성비



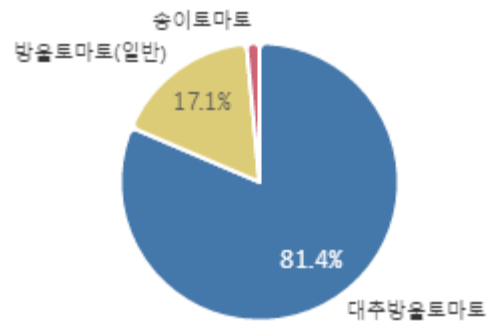
출하자별 거래물량 구성비



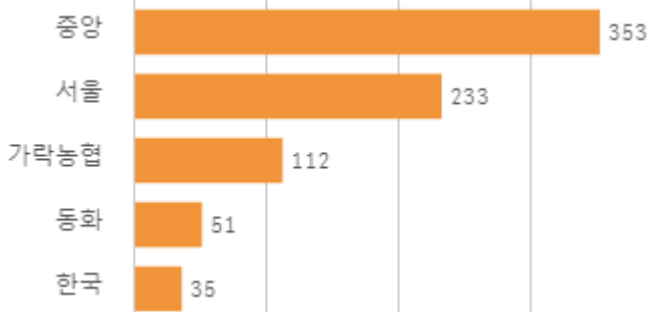
거래 단량별 물량 구성비



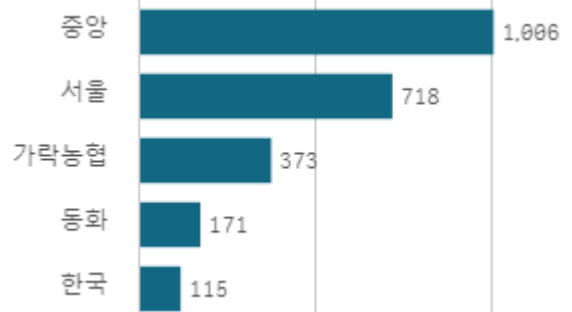
출하 품종별 거래금액 구성비



도매시장 법인별 거래물량(톤)

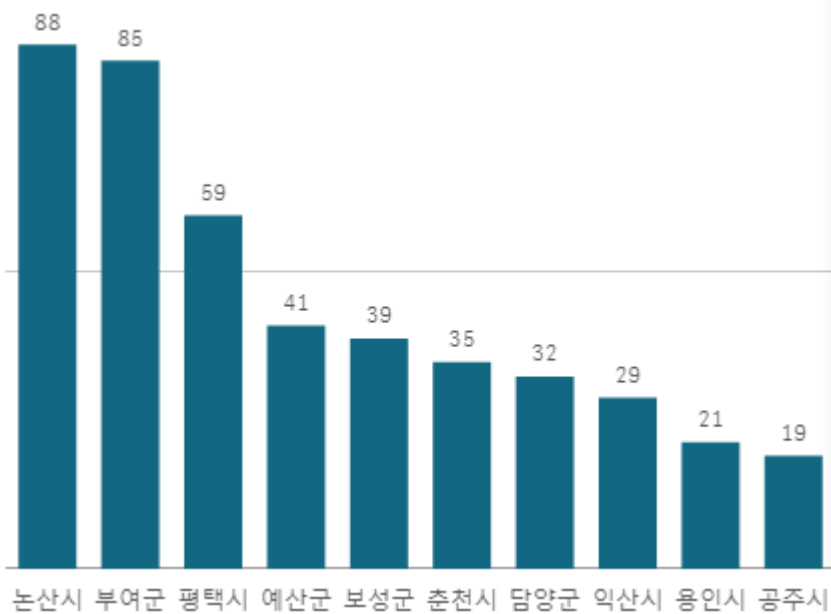


도매시장 법인별 거래금액(백만원)



대추방울토마토(3Kg)

산지별 거래물량(톤)



출하산지(개소)

47

출하건수(천건)

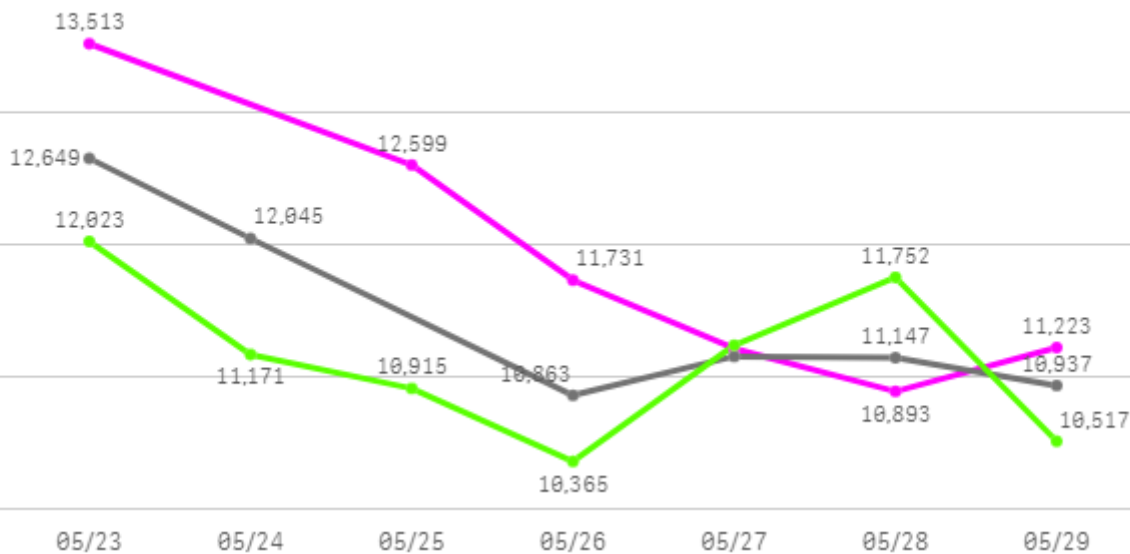
5

산지별 주출하 시군구



주간 도매가격(원)

◆ 2026 ● 2025 ◆ 평년



구분	금주(A)	전주(B)	전월(C)	전년(D)	평년(E)	A/B	A/C	A/D	A/E
가격(원)	11,863	14,411	12,541	11,466	11,695	82.3%	94.6%	103.5%	101.4%

※ 상품 가격 기준

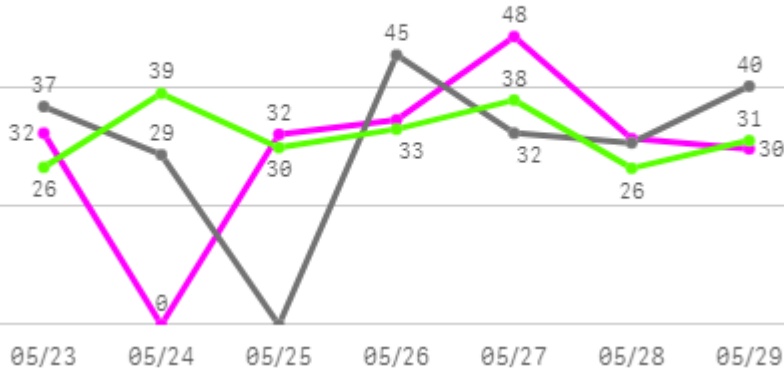
□ 대추방울토마토(3Kg) 주간 가격

구분	Q	품종	Q	단량	Q	특	상	보통	하
2026-05-23		대추방울토마토		3Kg		18,270	13,513	11,183	8,760
2026-05-25		대추방울토마토		3Kg		16,532	12,599	10,855	8,483
2026-05-26		대추방울토마토		3Kg		16,009	11,731	9,696	7,652
2026-05-27		대추방울토마토		3Kg		16,735	11,216	9,396	7,325
2026-05-28		대추방울토마토		3Kg		16,745	10,893	8,970	7,034
2026-05-29		대추방울토마토		3Kg		16,724	11,223	8,935	7,011
평균						16,836	11,863	9,839	7,711

멜론

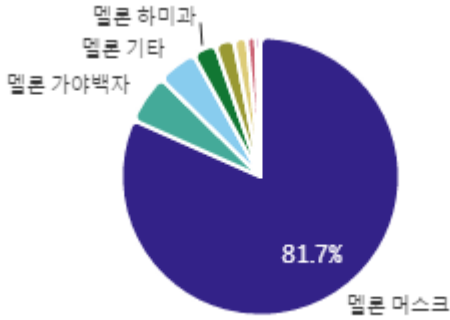
주간 반입량(톤)

◆ 2026 ● 2025 ▲ 평년

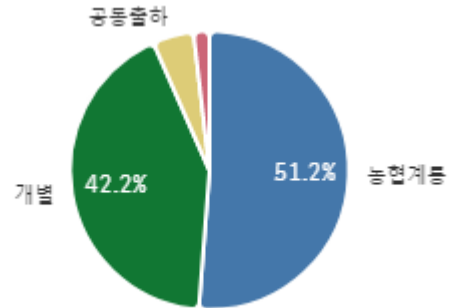


구분	금주(A)	전주(B)	전월(C)	전년(D)	평년(E)	A/B	A/C	A/D	A/E
물량(톤)	208	184	105	214	221	113.0%	198.4%	97.4%	94.2%

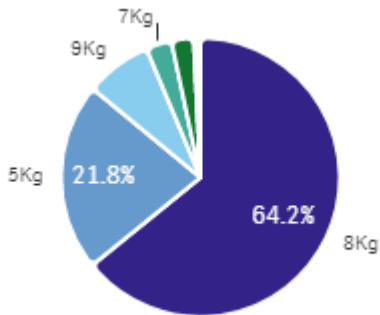
출하 품종별 거래물량 구성비



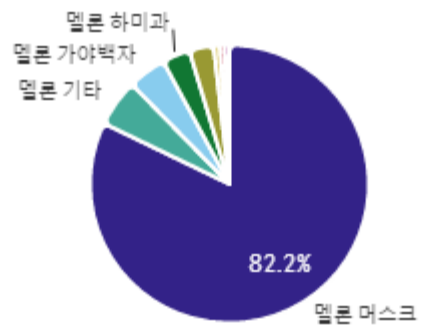
출하자별 거래물량 구성비



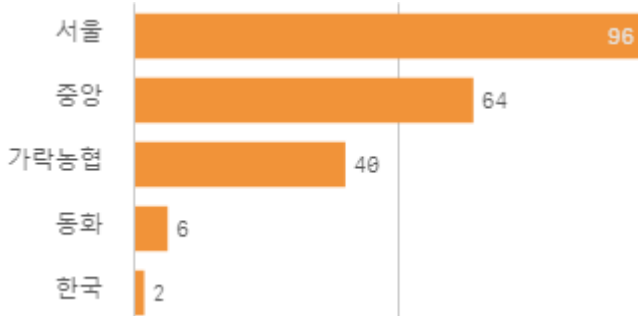
거래 단량별 물량 구성비



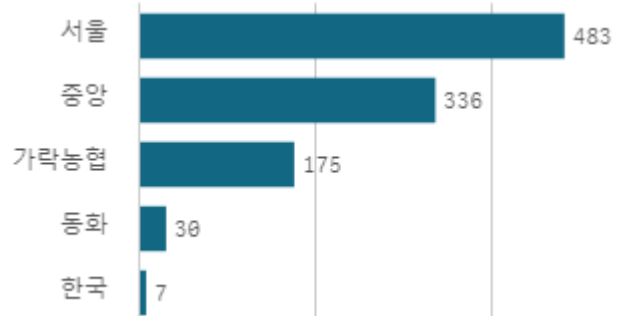
출하 품종별 거래금액 구성비



도매시장 법인별 거래물량(톤)

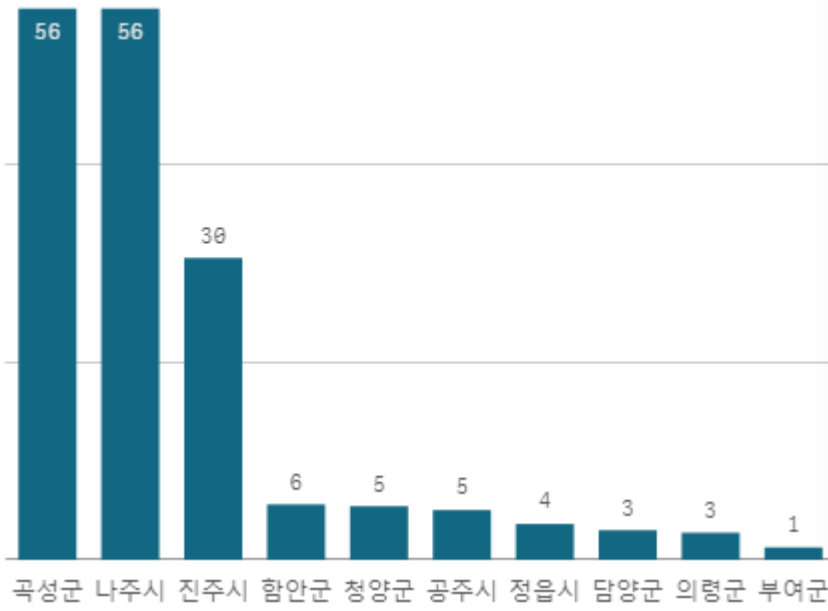


도매시장 법인별 거래금액(백만원)



멜론 머스크(5Kg)

산지별 거래물량(톤)



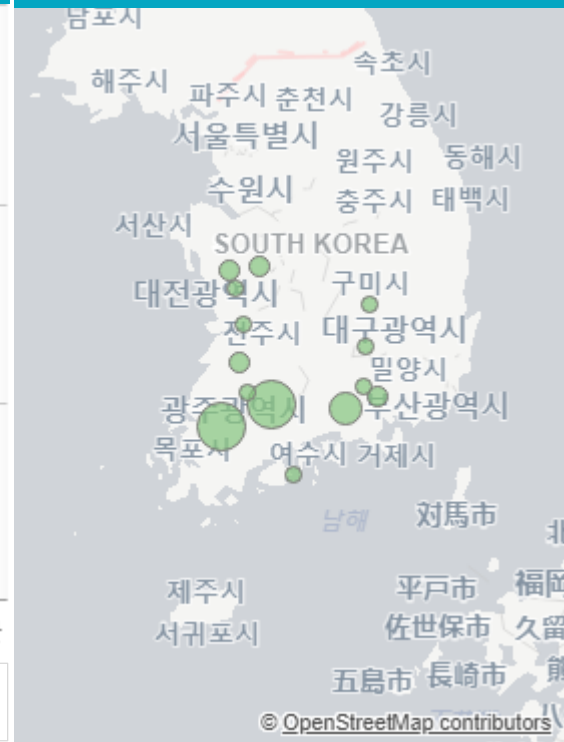
출하산지(개소)

14

출하건수(천건)

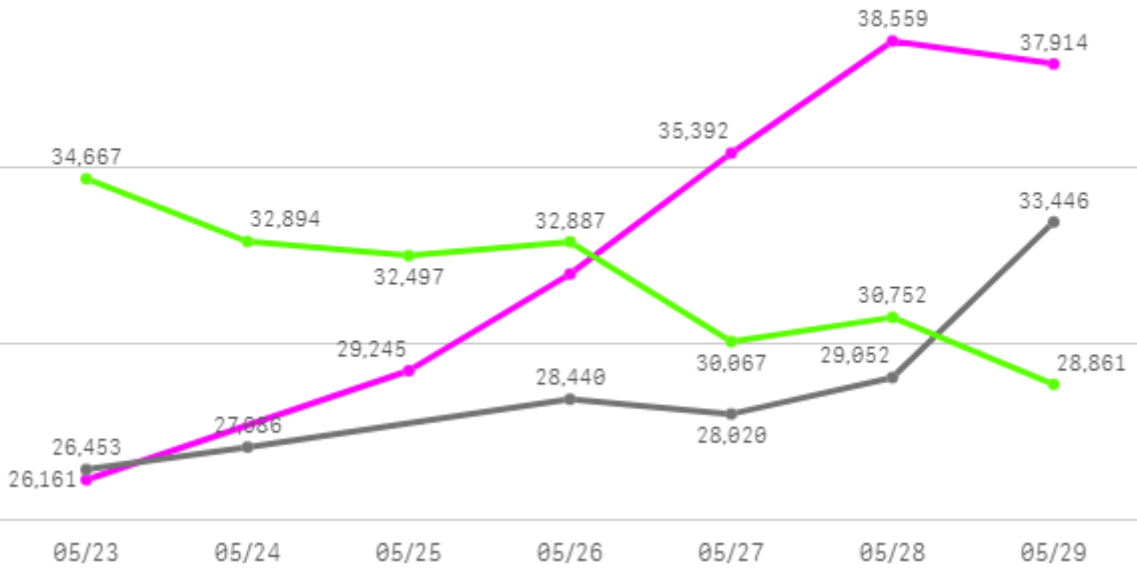
1

산지별 주출하 시군구



주간 도매가격(원)

◆ 2026 ● 2025 ◆ 평년



구분	금주(A)	전주(B)	전월(C)	전년(D)	평년(E)	A/B	A/C	A/D	A/E
가격(원)	33,208	32,339	51,701	28,750	33,419	102.7%	64.2%	115.5%	99.4%

※ 상품 가격 기준

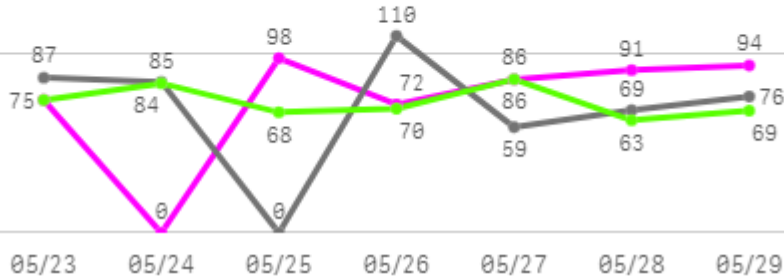
□ 멜론 머스크(5Kg) 주간 가격

구분	Q	품종	Q	단량	Q	특	상	보통	하
2026-05-23		멜론 머스크		5Kg		28,230	26,161	22,366	17,931
2026-05-25		멜론 머스크		5Kg		31,000	29,245	27,660	21,064
2026-05-26		멜론 머스크		5Kg		41,863	31,977	25,522	18,853
2026-05-27		멜론 머스크		5Kg		36,000	35,392	29,481	17,749
2026-05-28		멜론 머스크		5Kg		40,000	38,559	26,060	18,311
2026-05-29		멜론 머스크		5Kg		39,000	37,914	34,259	22,427
평균						36,016	33,208	27,558	19,389

가지

주간 반입량(톤)

◆ 2026 ● 2025 ▲ 평년

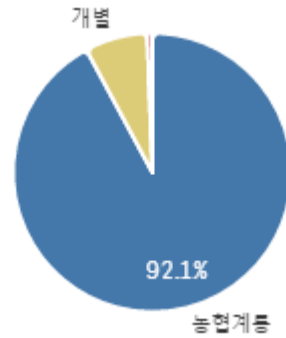


구분	금주(A)	전주(B)	전월(C)	전년(D)	평년(E)	A/B	A/C	A/D	A/E
물량(톤)	516	519	414	487	517	99.3%	124.6%	106.0%	99.6%

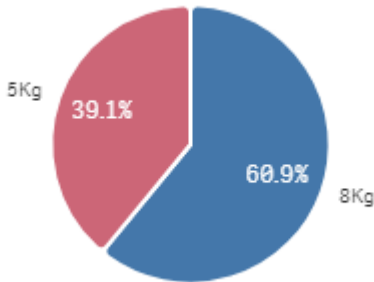
출하 품종별 거래물량 구성비



출하자별 거래물량 구성비



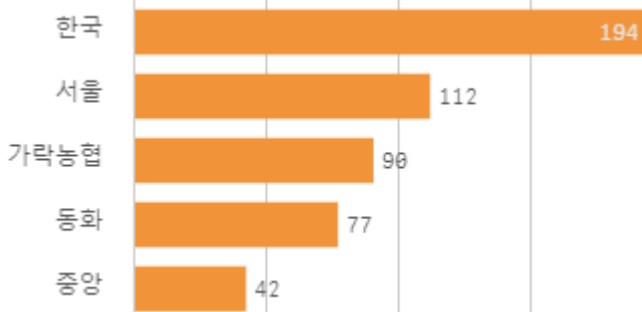
거래 단량별 물량 구성비



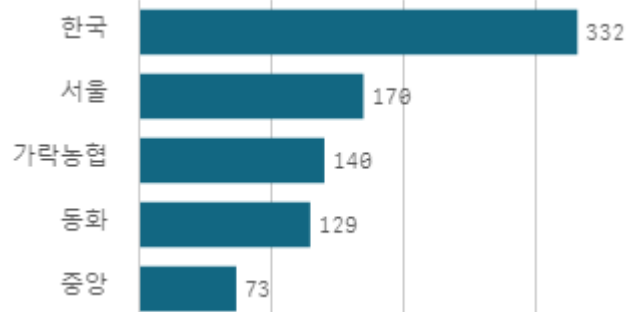
출하 품종별 거래금액 구성비



도매시장 법인별 거래물량(톤)

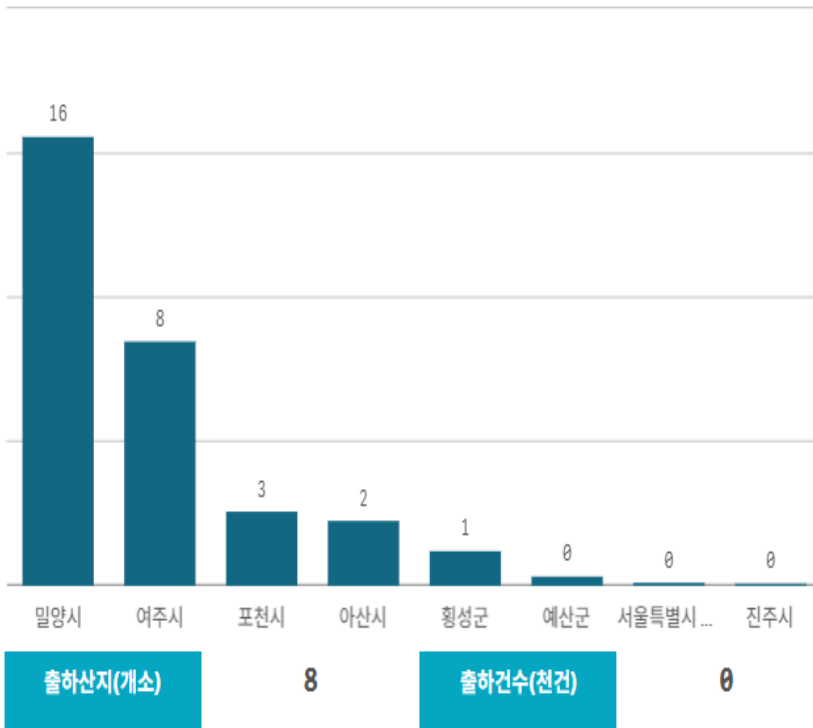


도매시장 법인별 거래금액(백만원)



가지(8Kg)

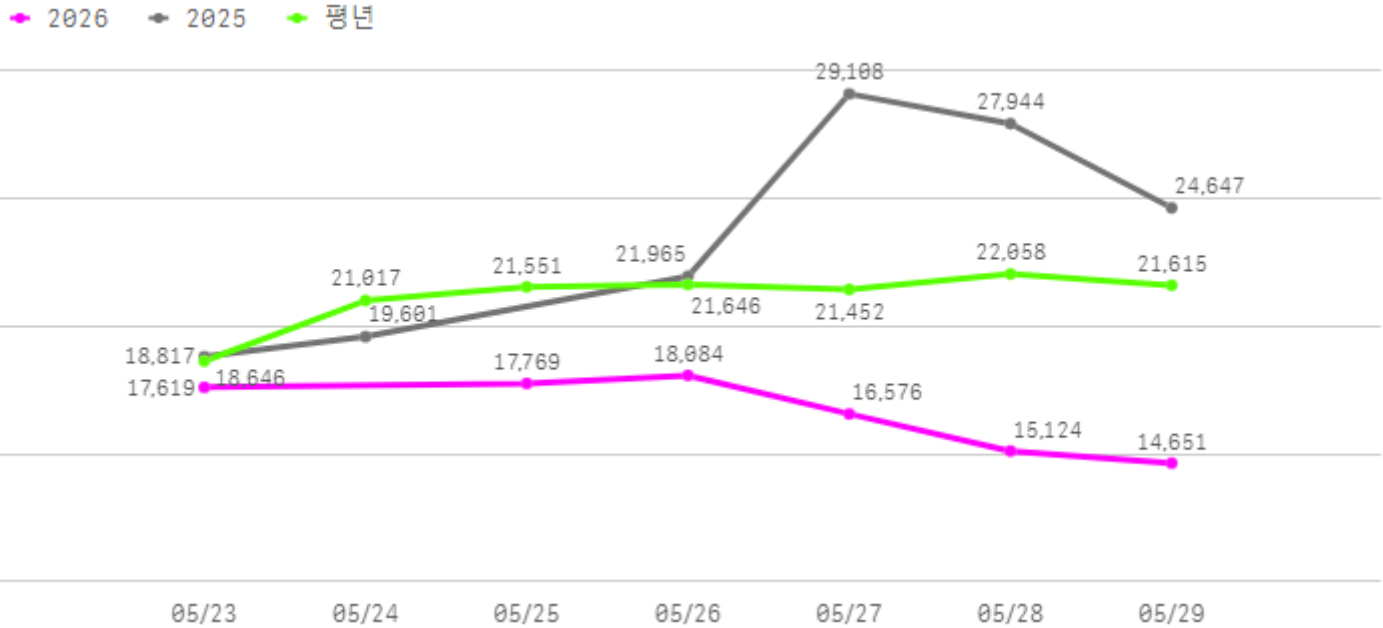
산지별 거래물량(톤)



산지별 주출하 시군구



주간 도매가격(원)



구분	금주(A)	전주(B)	전월(C)	전년(D)	평년(E)	A/B	A/C	A/D	A/E
가격(원)	16,637	16,175	24,076	23,680	20,080	102.9%	69.1%	70.3%	82.9%

※ 상품 가격 기준

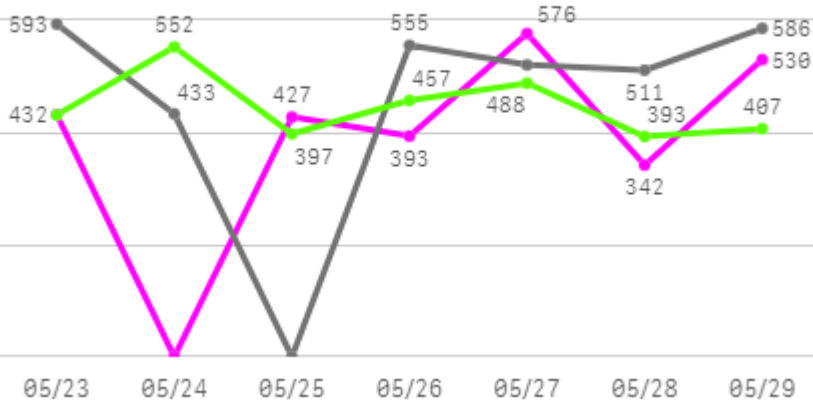
□ 가지(8Kg) 주간 가격

구분	Q	품종	Q	단량	Q	특	상	보통	하
2026-05-23		가지		8Kg		-	17,619	14,120	9,067
2026-05-25		가지		8Kg		-	17,769	15,354	10,657
2026-05-26		가지		8Kg		-	18,084	15,550	10,910
2026-05-27		가지		8Kg		-	16,576	13,733	10,513
2026-05-28		가지		8Kg		-	15,124	12,560	8,627
2026-05-29		가지		8Kg		-	14,651	12,263	7,932
평균						-	16,637	13,930	9,618

무

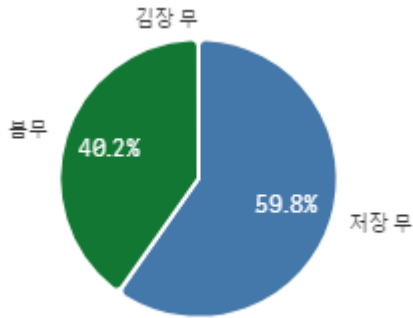
주간 반입량(톤)

◆ 2026 ● 2025 ▲ 평년

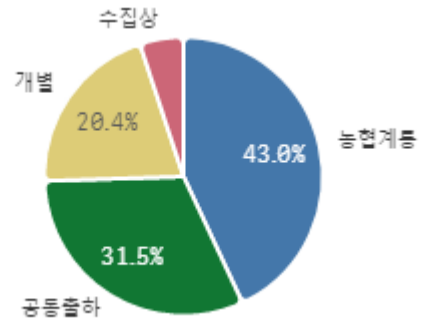


구분	금주(A)	전주(B)	전월(C)	전년(D)	평년(E)	A/B	A/C	A/D	A/E
물량(톤)	2,700	2,809	2,908	3,198	3,005	96.1%	92.9%	84.4%	89.8%

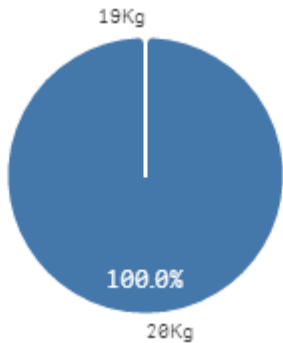
출하 품종별 거래물량 구성비



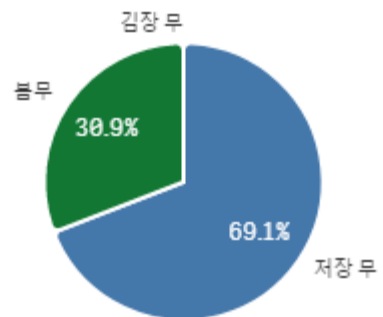
출하자별 거래물량 구성비



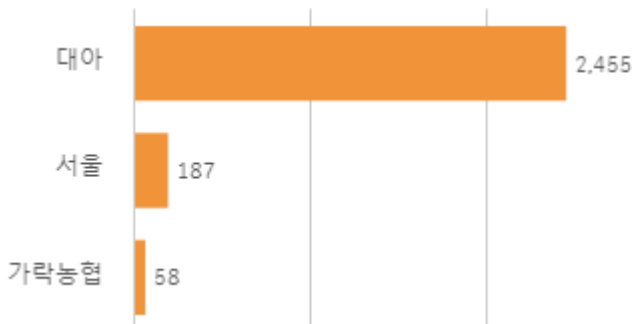
거래 단량별 물량 구성비



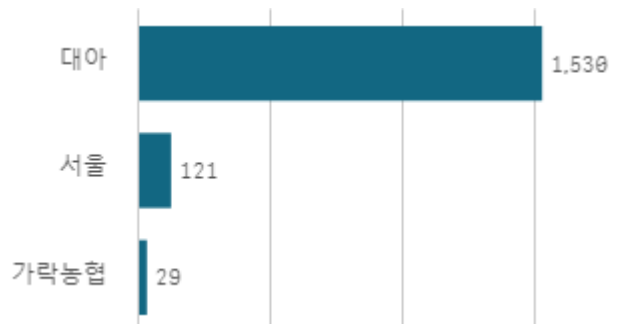
출하 품종별 거래금액 구성비



도매시장 법인별 거래물량(톤)

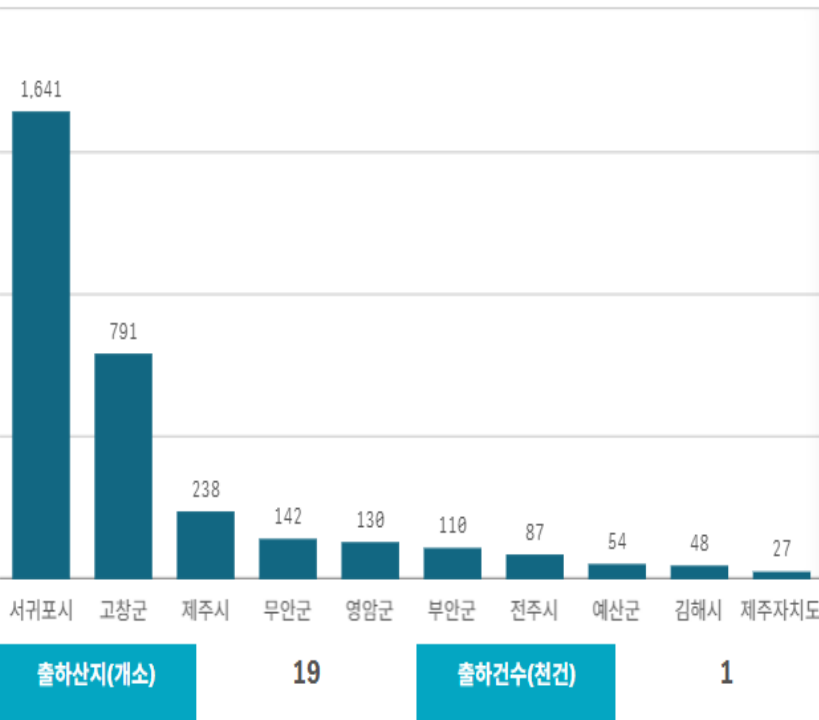


도매시장 법인별 거래금액(백만원)



무(20Kg)

산지별 거래물량(톤)

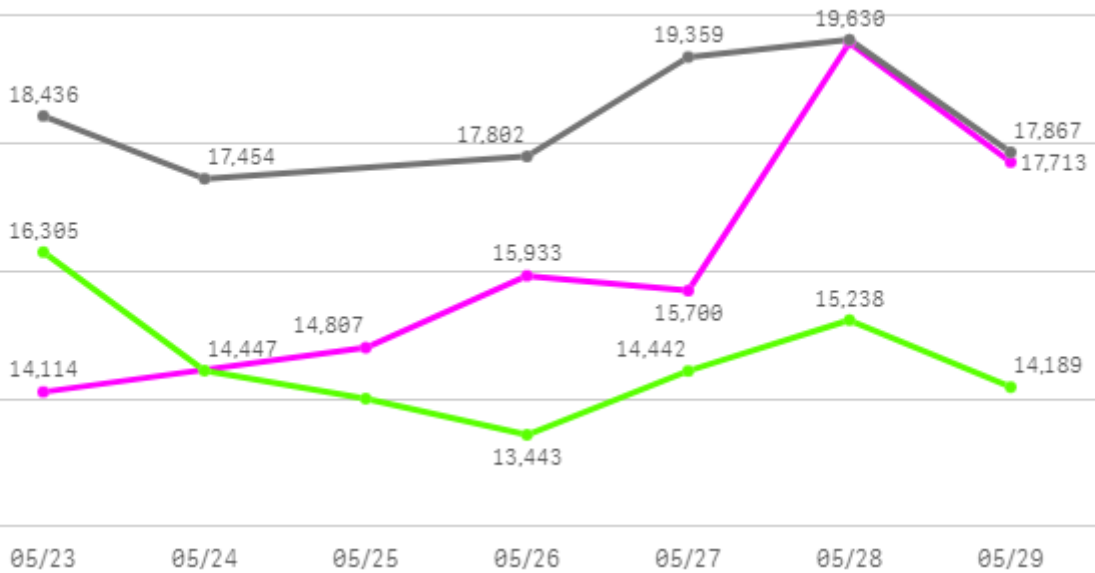


산지별 주출하 시군구



주간 도매가격(원)

◆ 2026 ◆ 2025 ◆ 평년



구분	금주(A)	전주(B)	전월(C)	전년(D)	평년(E)	A/B	A/C	A/D	A/E
가격(원)	16,309	14,417	14,155	18,425	16,111	113.1%	115.2%	88.5%	101.2%

※ 상품 가격 기준

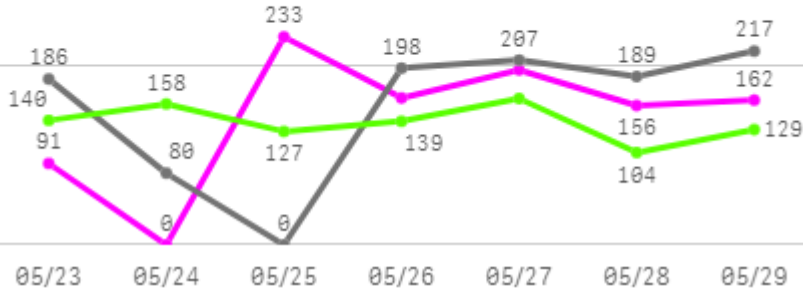
□ 무(20Kg) 주간 가격

구분	Q	품종	Q	단량	Q	특	상	보통	하
2026-05-23		무		20Kg		16,640	14,114	10,072	7,218
2026-05-25		무		20Kg		17,457	14,807	10,489	6,696
2026-05-26		무		20Kg		18,985	15,933	11,315	6,442
2026-05-27		무		20Kg		19,304	15,700	10,205	6,359
2026-05-28		무		20Kg		23,278	19,584	14,077	9,446
2026-05-29		무		20Kg		22,385	17,713	10,118	7,064
평균						19,675	16,309	11,046	7,204

당근

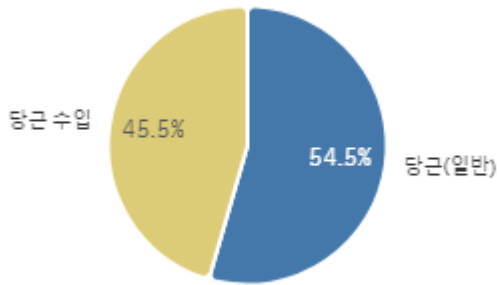
주간 반입량(톤)

◆ 2026 ● 2025 ▲ 평년

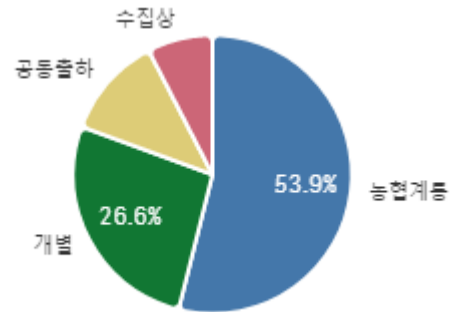


구분	금주(A)	전주(B)	전월(C)	전년(D)	평년(E)	A/B	A/C	A/D	A/E
물량(톤)	1,004	1,008	954	1,078	979	99.6%	105.2%	93.1%	102.5%

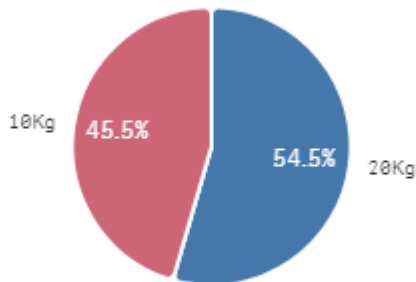
출하 품종별 거래물량 구성비



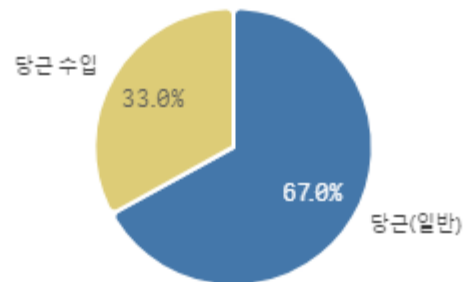
출하자별 거래물량 구성비



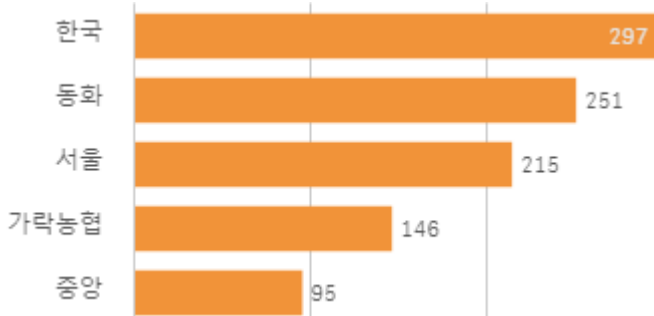
거래 단량별 물량 구성비



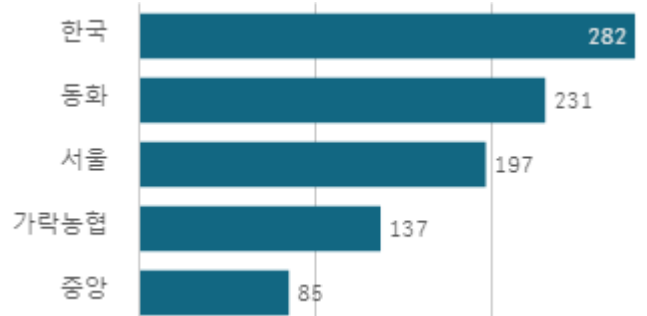
출하 품종별 거래금액 구성비



도매시장 법인별 거래물량(톤)

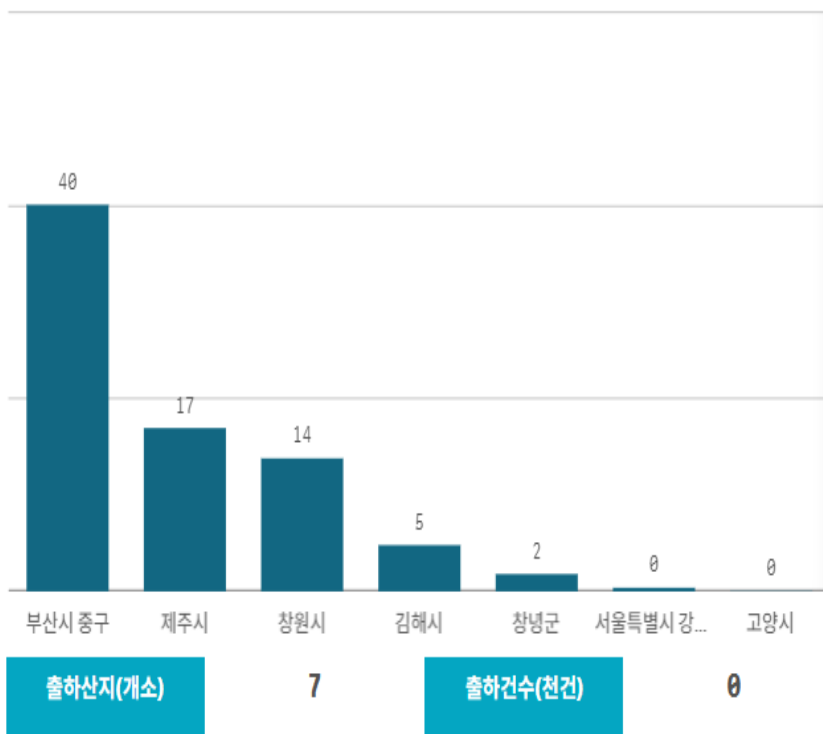


도매시장 법인별 거래금액(백만원)



당근(20Kg)

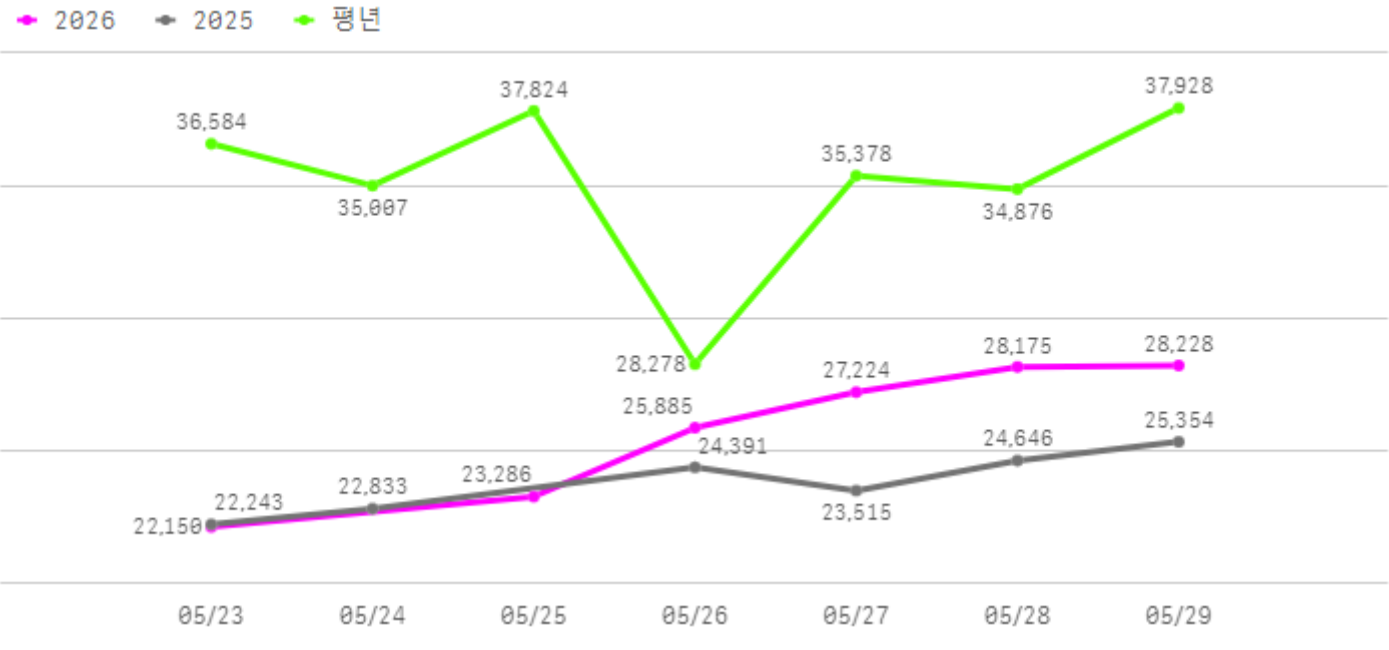
산지별 거래물량(톤)



산지별 주출하 시군구



주간 도매가격(원)



구분	금주(A)	전주(B)	전월(C)	전년(D)	평년(E)	A/B	A/C	A/D	A/E
가격(원)	25,825	23,222	32,509	23,830	35,734	111.2%	79.4%	108.4%	72.3%

※ 상품 가격 기준

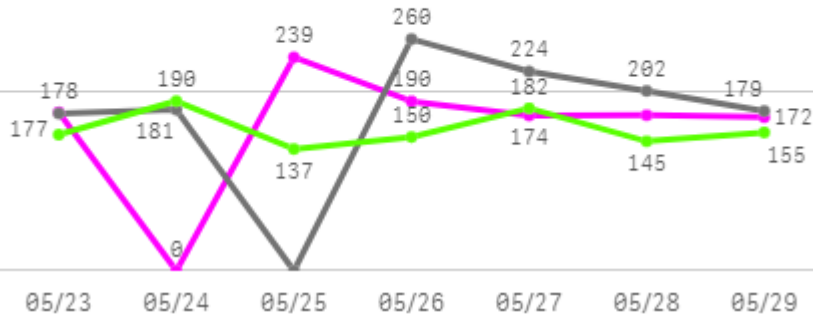
□ 당근(20Kg) 주간 가격

구분	Q	품종	Q	단량	Q	특	상	보통	하
2026-05-23		당근		20Kg		23,000	22,150	20,138	16,609
2026-05-25		당근		20Kg		25,000	23,286	20,709	14,705
2026-05-26		당근		20Kg		26,783	25,885	22,638	16,198
2026-05-27		당근		20Kg		29,213	27,224	23,450	19,508
2026-05-28		당근		20Kg		29,000	28,175	25,374	18,726
2026-05-29		당근		20Kg		30,000	28,228	24,905	17,228
평균						27,166	25,825	22,869	17,162

생고추

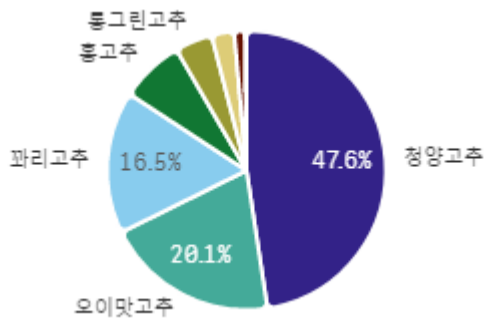
주간 반입량(톤)

2026 (pink line) 2025 (grey line) 평년 (green line)

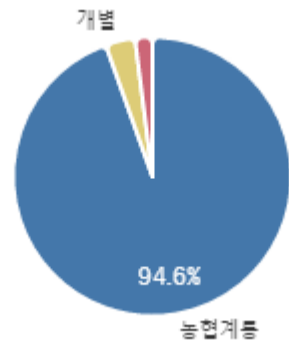


구분	금주(A)	전주(B)	전월(C)	전년(D)	평년(E)	A/B	A/C	A/D	A/E
물량(톤)	1,128	1,088	900	1,222	1,115	103.8%	125.4%	92.4%	101.2%

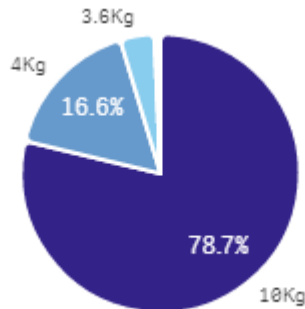
출하 품종별 거래물량 구성비



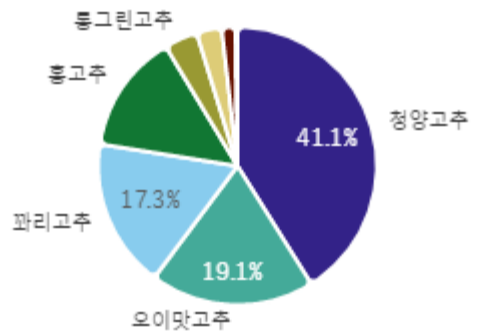
출하자별 거래물량 구성비



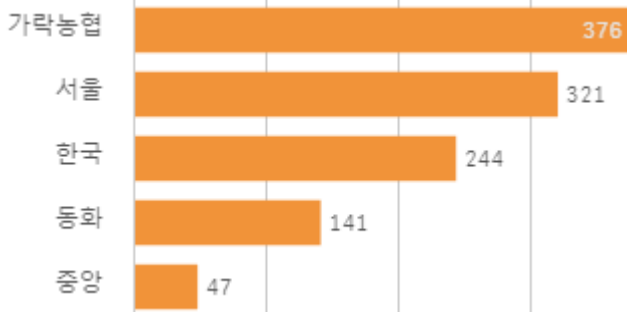
거래 단량별 물량 구성비



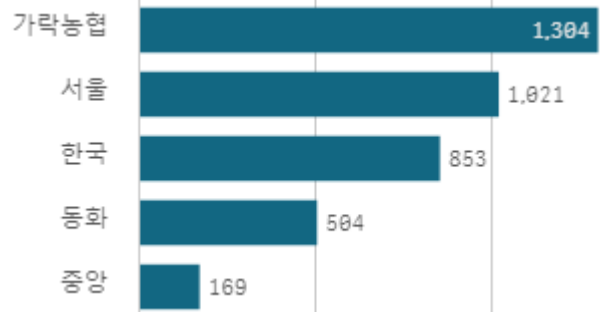
출하 품종별 거래금액 구성비



도매시장 법인별 거래물량(톤)

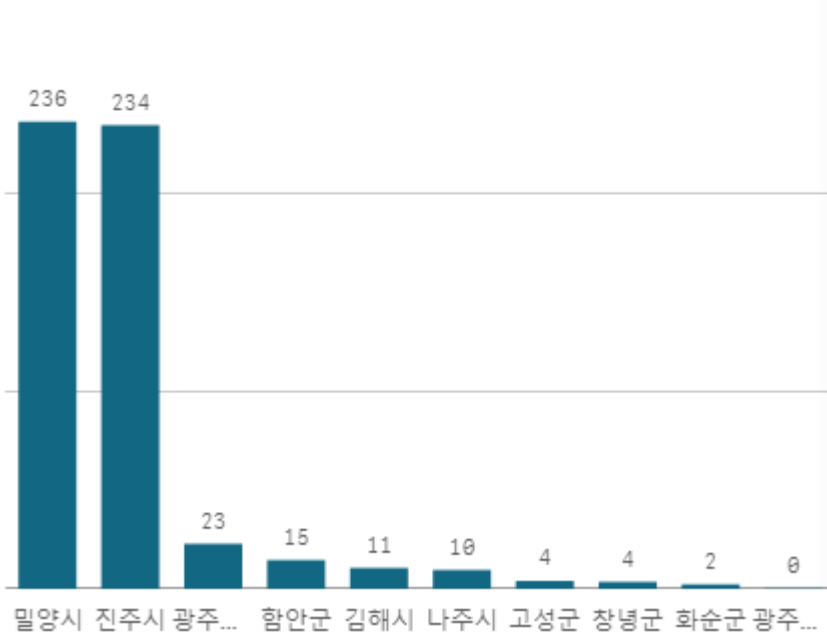


도매시장 법인별 거래금액(백만원)



청양고추(10Kg)

산지별 거래물량(톤)



출하산지(개소)

13

출하건수(천건)

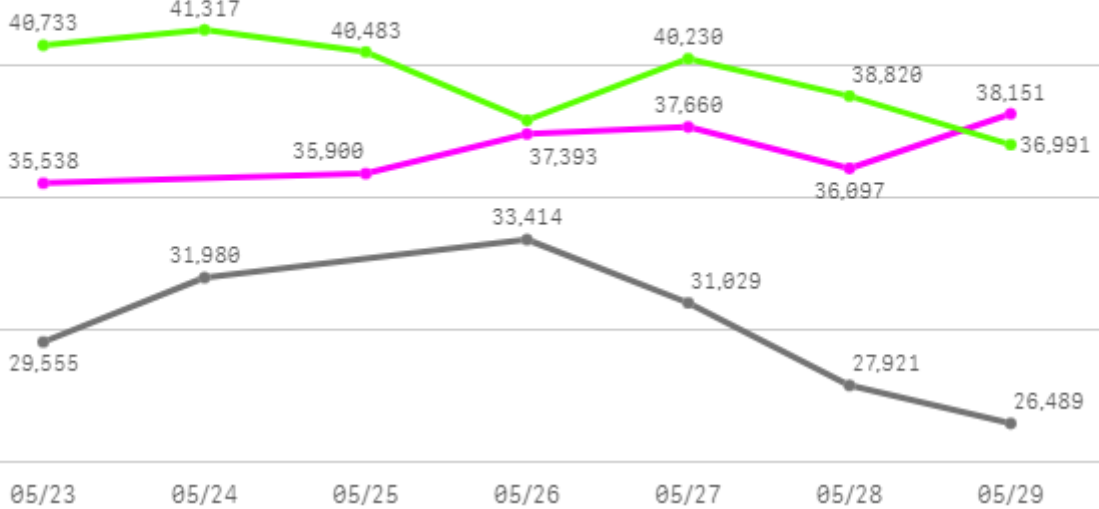
4

산지별 주출하 시군구



주간 도매가격(원)

◆ 2026 ● 2025 ◆ 평년



구분	금주(A)	전주(B)	전월(C)	전년(D)	평년(E)	A/B	A/C	A/D	A/E
가격(원)	36,790	36,072	40,545	30,065	39,017	102.0%	90.7%	122.4%	94.3%

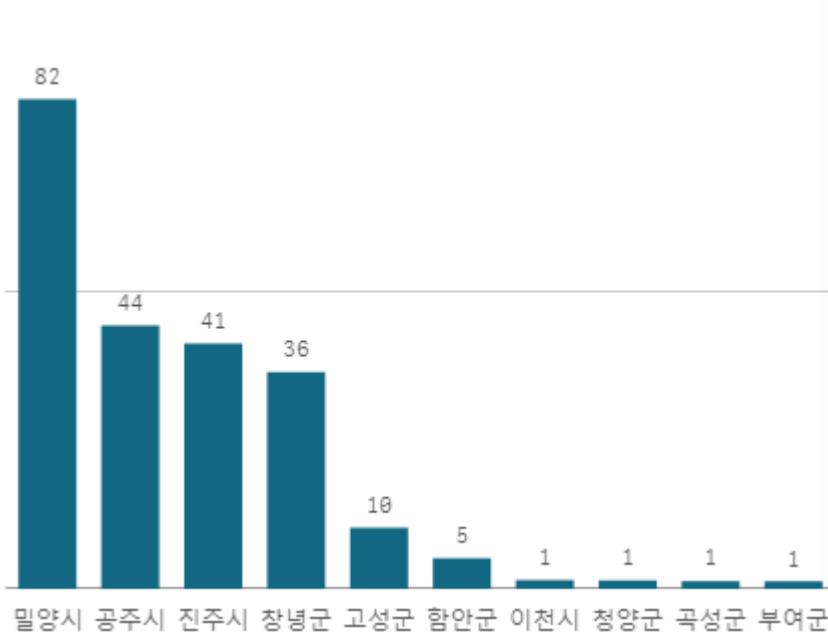
※ 상품 가격 기준

□ 청양고추(10Kg) 주간 가격

구분	Q	품종	Q	단량	Q	특	상	보통	하
2026-05-23		청양고추		10Kg		50,167	35,538	26,386	16,810
2026-05-25		청양고추		10Kg		48,928	35,900	26,501	16,297
2026-05-26		청양고추		10Kg		51,597	37,393	25,441	13,987
2026-05-27		청양고추		10Kg		51,305	37,660	27,263	16,029
2026-05-28		청양고추		10Kg		47,790	36,097	28,377	18,848
2026-05-29		청양고추		10Kg		48,947	38,151	29,484	19,099
평균						49,789	36,790	27,242	16,845

오이맛고추(10Kg)

산지별 거래물량(톤)



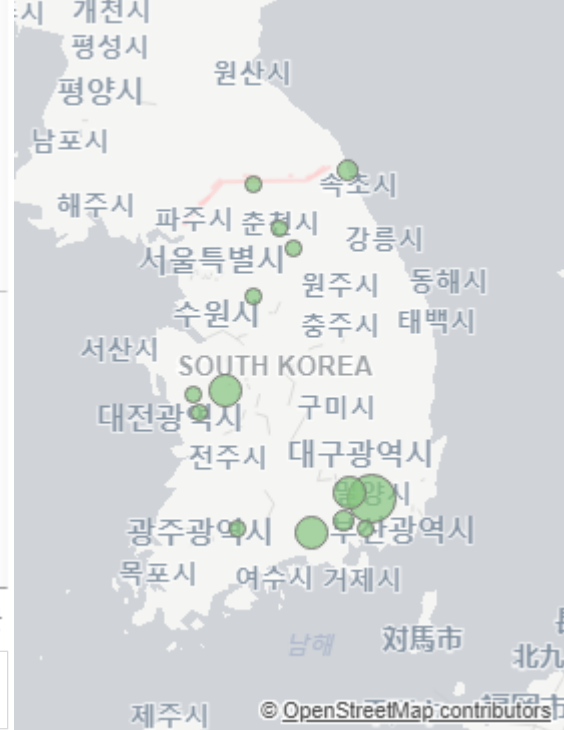
출하산지(개소)

15

출하건수(천건)

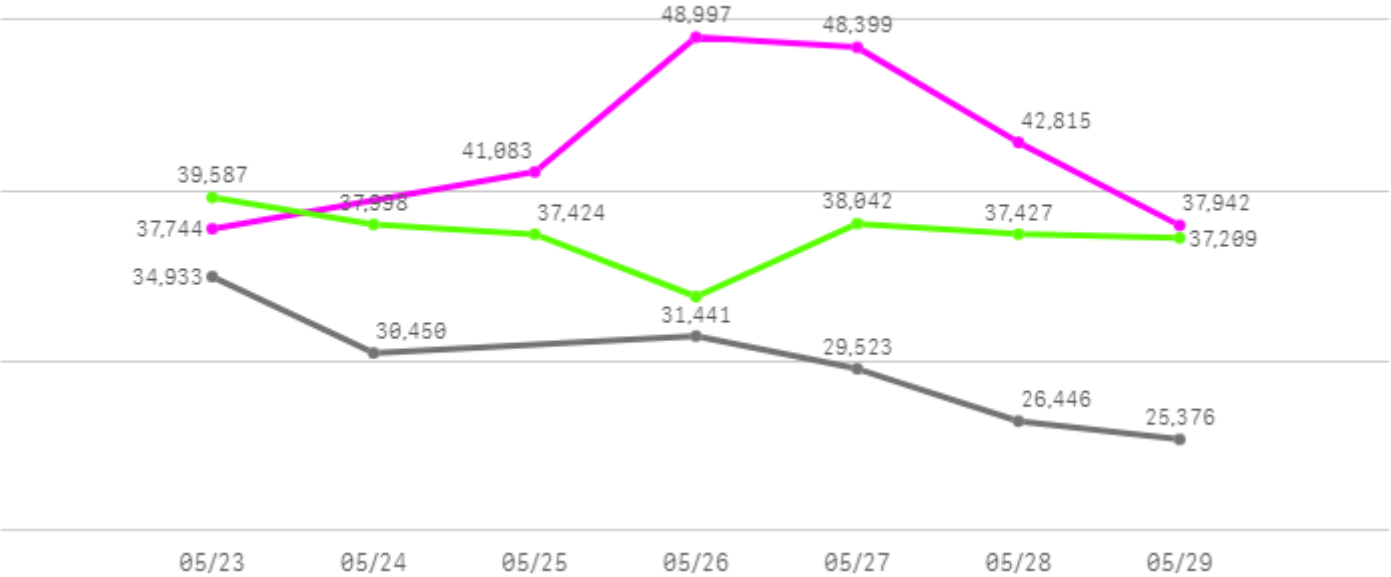
2

산지별 주출하 시군구



주간 도매가격(원)

◆ 2026 ● 2025 ◆ 평년



구분	금주(A)	전주(B)	전월(C)	전년(D)	평년(E)	A/B	A/C	A/D	A/E
가격(원)	42,830	33,080	49,761	29,695	37,265	129.5%	86.1%	144.2%	114.9%

※ 상품 가격 기준

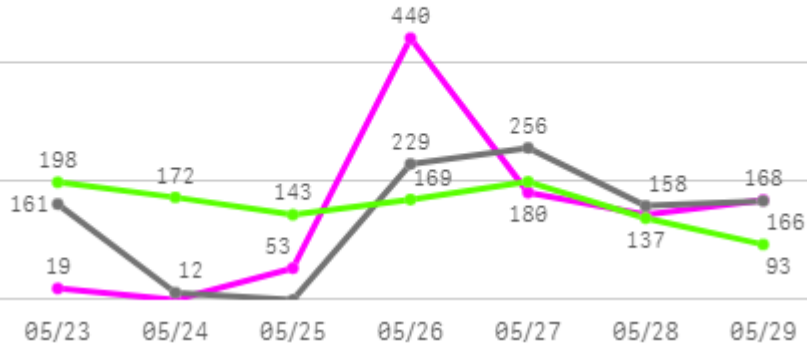
□ 오이맛고추(10Kg) 주간 가격

구분	Q	품종	Q	단량	Q	특	상	보통	하
2026-05-23		오이맛고추		10Kg		45,397	37,744	27,278	12,678
2026-05-25		오이맛고추		10Kg		46,470	41,083	29,477	14,642
2026-05-26		오이맛고추		10Kg		59,504	48,997	35,245	17,721
2026-05-27		오이맛고추		10Kg		55,909	48,399	33,523	14,579
2026-05-28		오이맛고추		10Kg		48,218	42,815	31,449	14,353
2026-05-29		오이맛고추		10Kg		43,226	37,942	27,827	13,790
평균						49,787	42,830	30,800	14,627

마늘

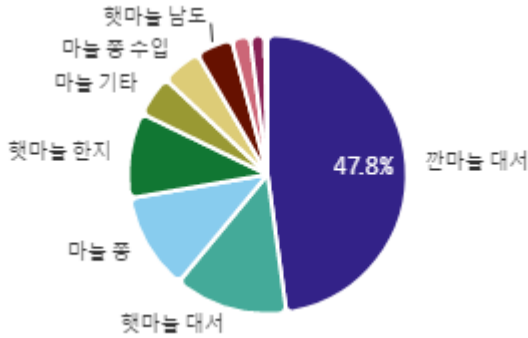
주간 반입량(톤)

2026 2025 평년

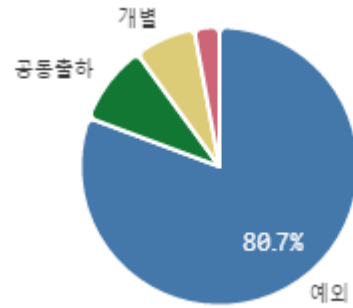


구분	금주(A)	전주(B)	전월(C)	전년(D)	평년(E)	A/B	A/C	A/D	A/E
물량(톤)	1,004	1,054	762	982	1,105	95.3%	131.7%	102.2%	90.9%

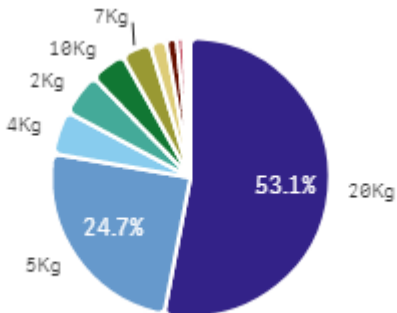
출하 품종별 거래물량 구성비



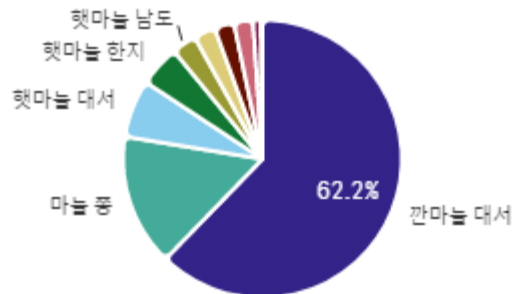
출하자별 거래물량 구성비



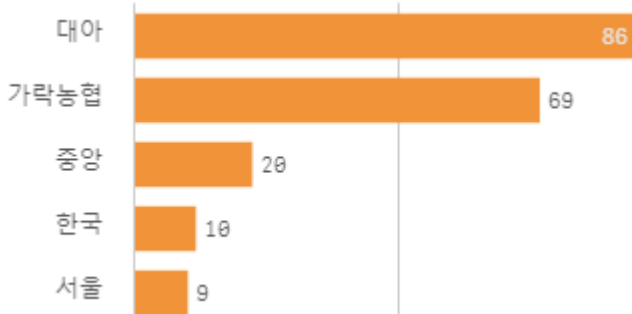
거래 단량별 물량 구성비



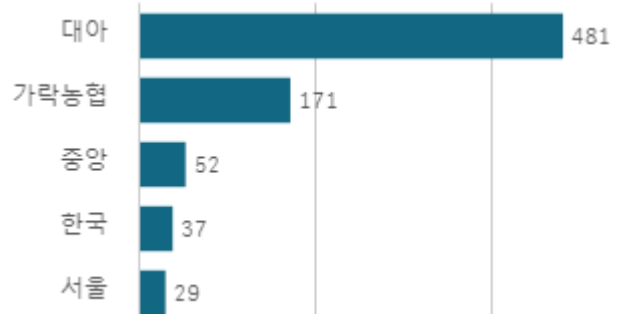
출하 품종별 거래금액 구성비



도매시장 법인별 거래물량(톤)

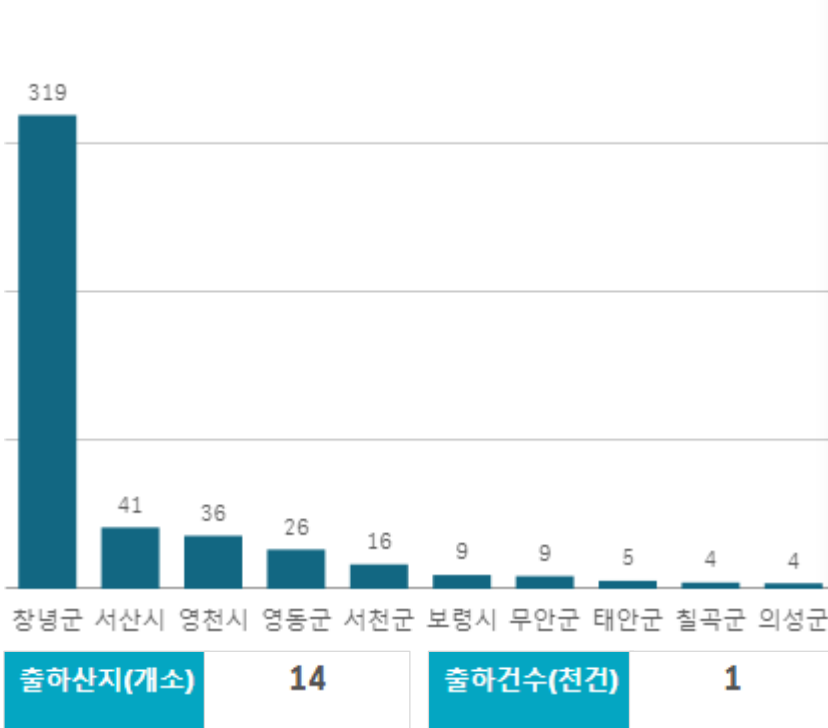


도매시장 법인별 거래금액(백만원)

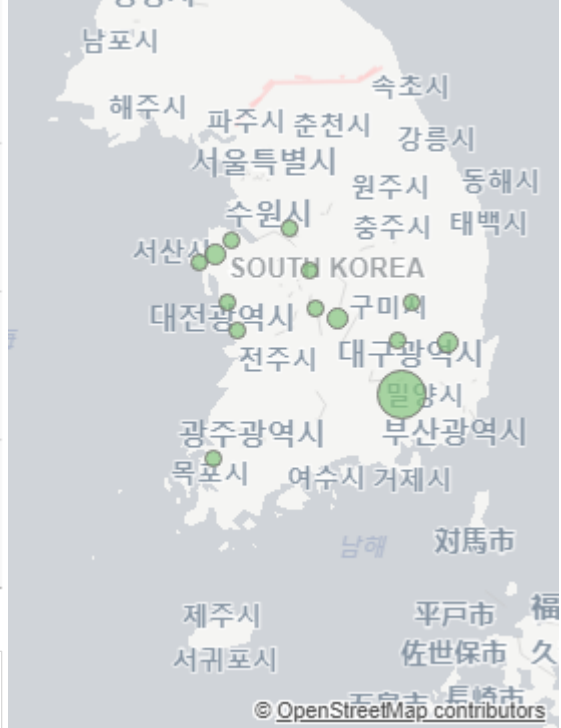


깐마늘 대서(20Kg)

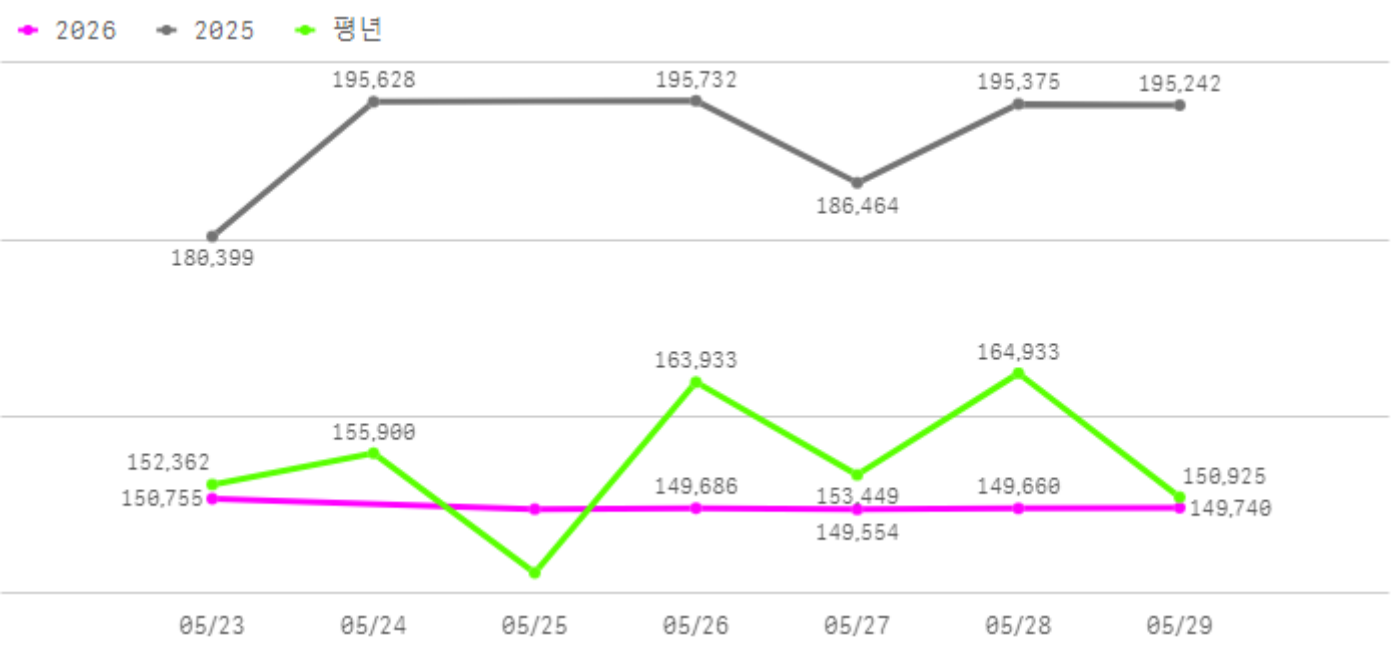
산지별 거래물량(톤)



산지별 주출하 시군구



주간 도매가격(원)



구분	금주(A)	전주(B)	전월(C)	전년(D)	평년(E)	A/B	A/C	A/D	A/E
가격(원)	149,828	151,206	155,725	191,473	155,054	99.1%	96.2%	78.3%	96.6%

※ 상품 가격 기준

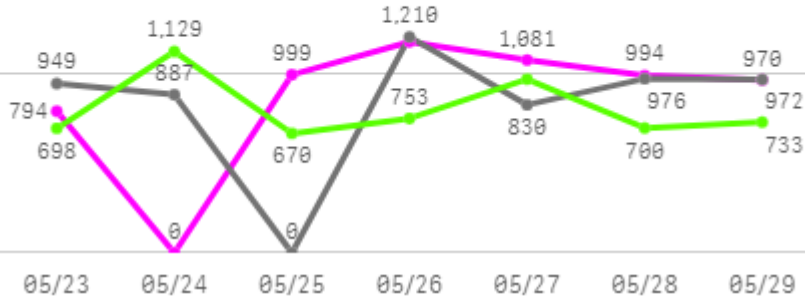
□ 깐마늘 대서(20Kg) 주간 가격

구분	Q	품종	Q	단량	Q	특	상	보통	하
2026-05-23		깐마늘 대서		20Kg		-	150,755	135,114	98,301
2026-05-25		깐마늘 대서		20Kg		-	149,576	133,465	88,580
2026-05-26		깐마늘 대서		20Kg		-	149,686	135,623	95,731
2026-05-27		깐마늘 대서		20Kg		-	149,554	133,498	95,684
2026-05-28		깐마늘 대서		20Kg		-	149,660	134,421	89,864
2026-05-29		깐마늘 대서		20Kg		-	149,740	134,684	96,487
평균						-	149,828	134,467	94,108

양파

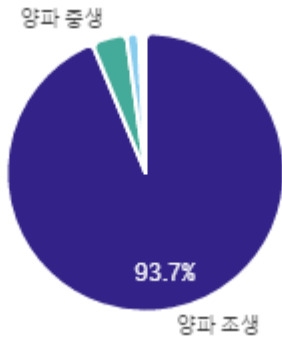
주간 반입량(톤)

◆ 2026 ● 2025 ▲ 평년



구분	금주(A)	전주(B)	전월(C)	전년(D)	평년(E)	A/B	A/C	A/D	A/E
물량(톤)	6,021	6,681	5,597	5,825	5,667	90.1%	107.6%	103.4%	106.2%

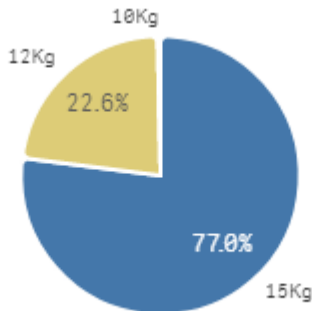
출하 품종별 거래물량 구성비



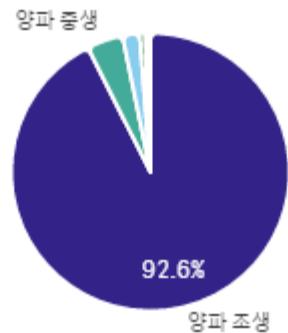
출하자별 거래물량 구성비



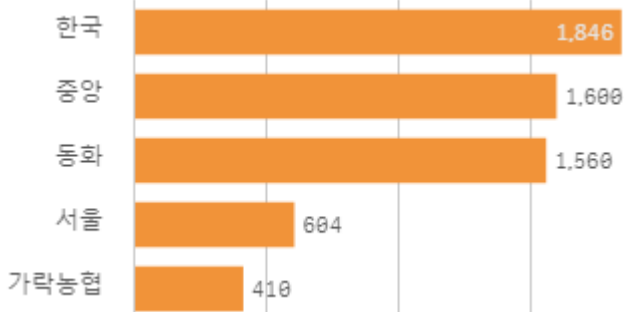
거래 단량별 물량 구성비



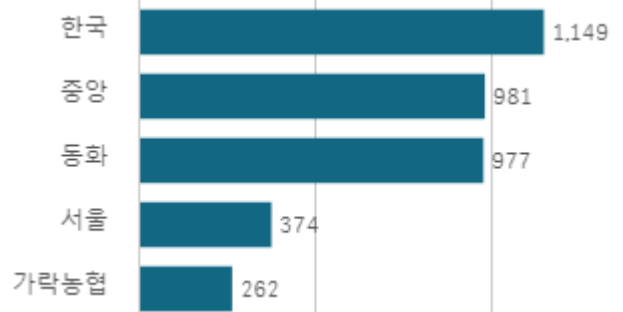
출하 품종별 거래금액 구성비



도매시장 법인별 거래물량(톤)

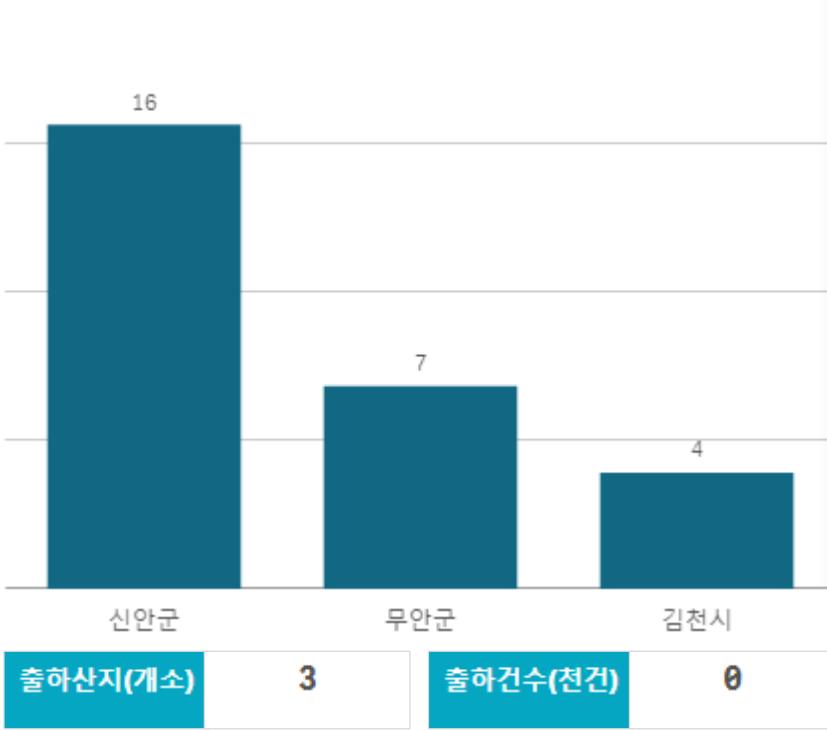


도매시장 법인별 거래금액(백만원)



양파(1Kg)

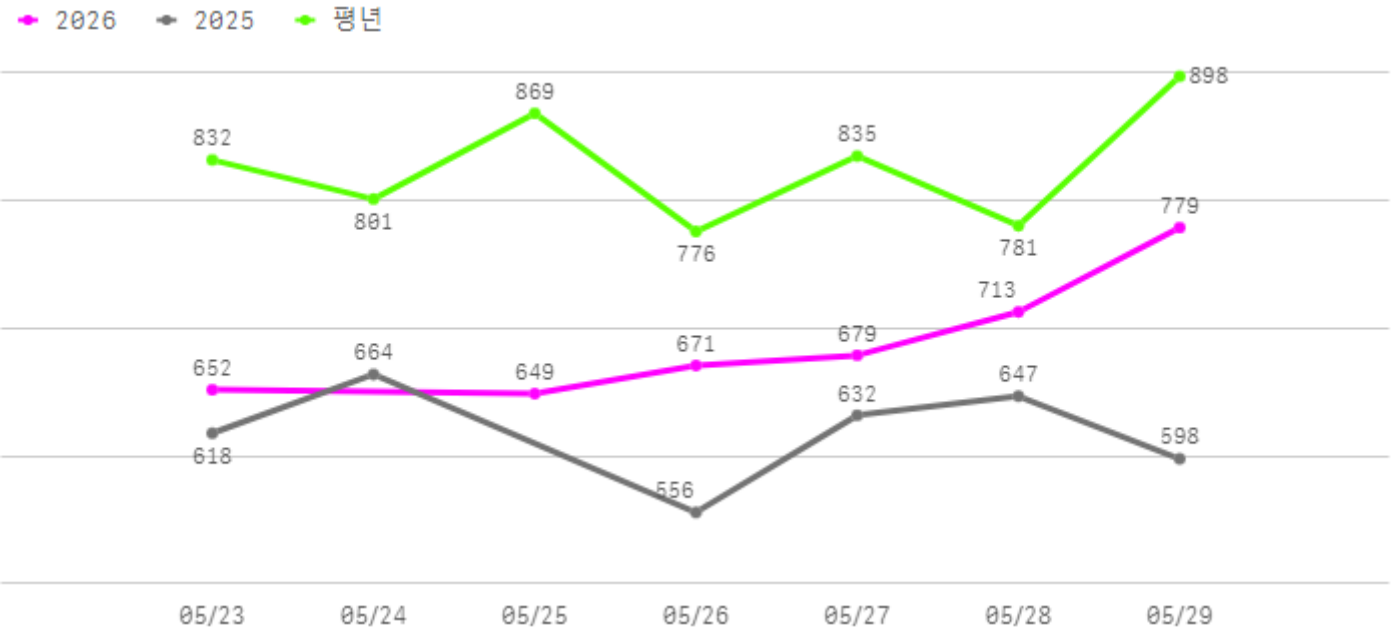
산지별 거래물량(톤)



산지별 주출하 시군구



주간 도매가격(원)



구분	금주(A)	전주(B)	전월(C)	전년(D)	평년(E)	A/B	A/C	A/D	A/E
가격(원)	691	594	575	619	855	116.2%	120.2%	111.5%	80.7%

※ 상품 가격 기준

□ 양파(1Kg) 주간 가격

구분	Q	품종	Q	단량	Q	특	상	보통	하
2026-05-23		양파		1Kg		652	652	510	415
2026-05-25		양파		1Kg		663	649	556	452
2026-05-26		양파		1Kg		704	671	568	495
2026-05-27		양파		1Kg		700	679	559	494
2026-05-28		양파		1Kg		732	713	622	521
2026-05-29		양파		1Kg		894	779	730	612
평균						724	691	591	498

대파

주간 반입량(톤)

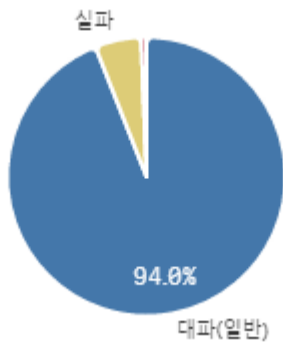
◆ 2026 ● 2025 ▲ 평년



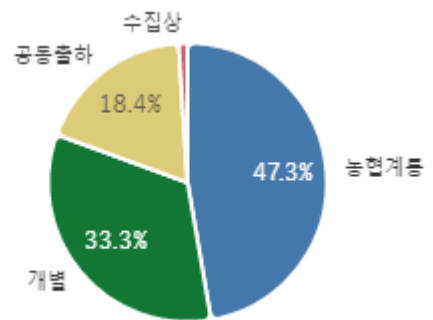
05/23 05/24 05/25 05/26 05/27 05/28 05/29

구분	금주(A)	전주(B)	전월(C)	전년(D)	평년(E)	A/B	A/C	A/D	A/E
물량(톤)	1,756	1,713	1,700	1,893	1,856	102.5%	103.3%	92.8%	94.6%

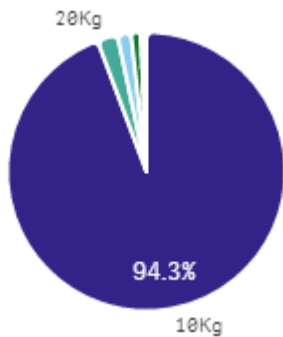
출하 품종별 거래물량 구성비



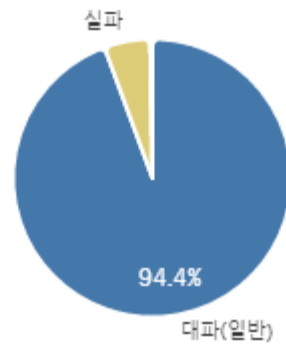
출하자별 거래물량 구성비



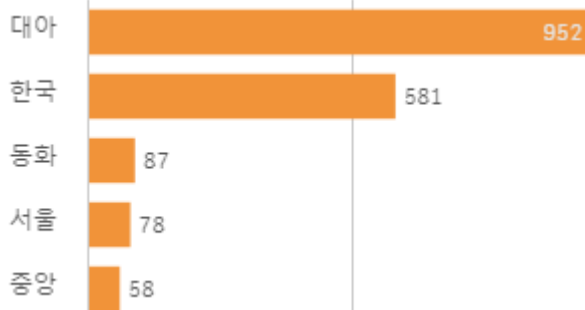
거래 단량별 물량 구성비



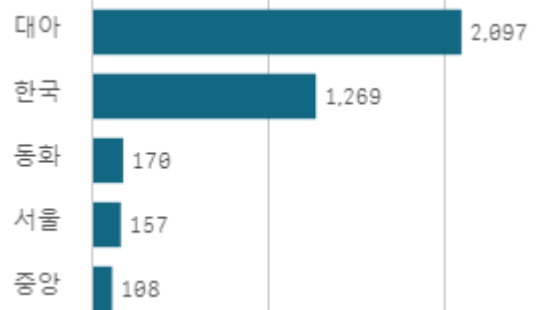
출하 품종별 거래금액 구성비



도매시장 법인별 거래물량(톤)

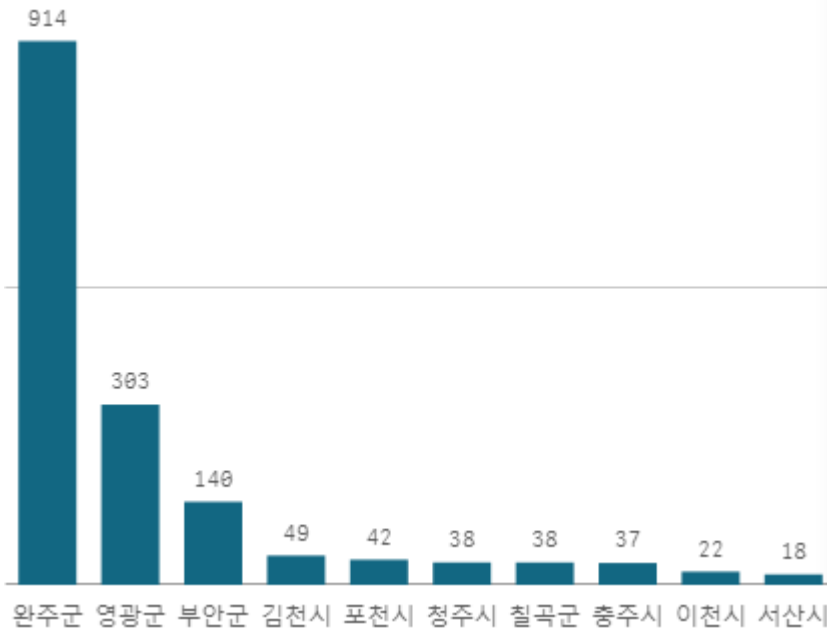


도매시장 법인별 거래금액(백만원)



대파(일반)(1Kg)

산지별 거래물량(톤)



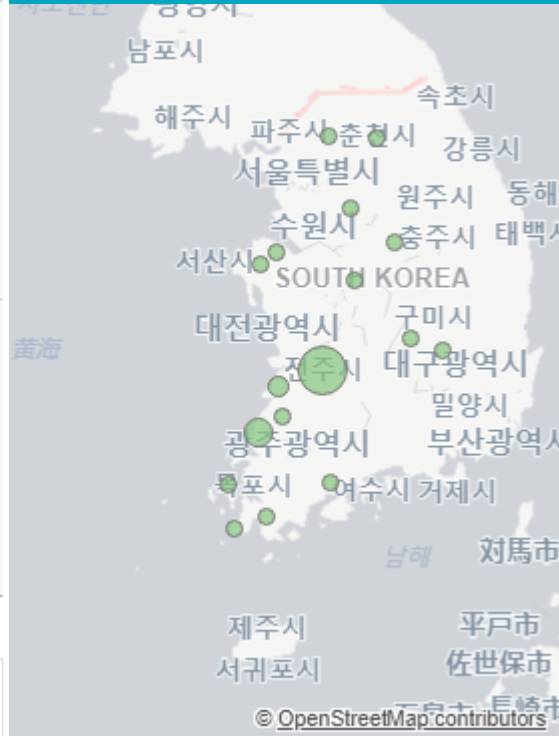
출하산지(개소)

17

출하건수(천건)

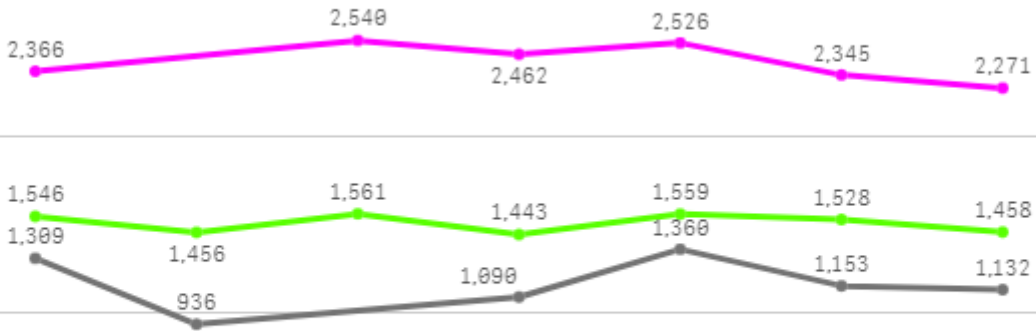
1

산지별 주출하 시군구



주간 도매가격(원)

◆ 2026 ◀ 2025 ◆ 평년



05/23 05/24 05/25 05/26 05/27 05/28 05/29

구분	금주(A)	전주(B)	전월(C)	전년(D)	평년(E)	A/B	A/C	A/D	A/E
가격(원)	2,418	1,440	816	1,163	1,721	168.0%	296.2%	207.9%	140.5%

※ 상품 가격 기준

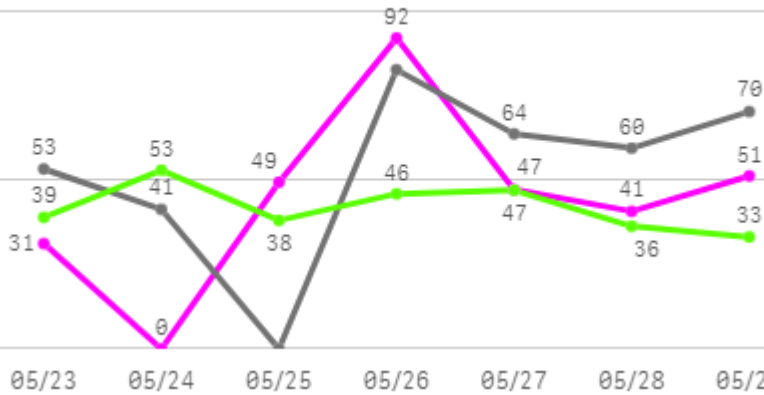
□ 대파(일반)(1Kg) 주간 가격

구분	Q	품종	Q	단량	Q	특	상	보통	하
2026-05-23		대파(일반)		1Kg		2,727	2,366	2,033	1,574
2026-05-25		대파(일반)		1Kg		2,631	2,540	2,326	1,785
2026-05-26		대파(일반)		1Kg		2,651	2,462	2,306	1,928
2026-05-27		대파(일반)		1Kg		2,680	2,526	2,265	1,815
2026-05-28		대파(일반)		1Kg		2,551	2,345	2,089	1,422
2026-05-29		대파(일반)		1Kg		2,474	2,271	2,084	1,572
평균						2,619	2,418	2,184	1,683

쪽파

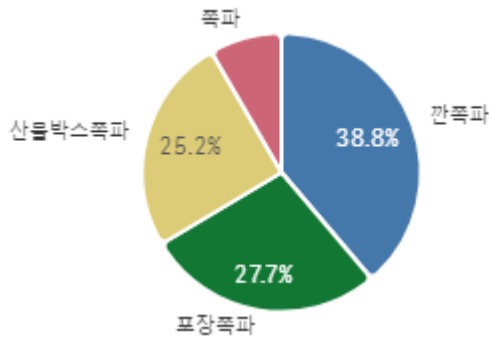
주간 반입량(톤)

2026 (pink) 2025 (grey) 평년 (green)

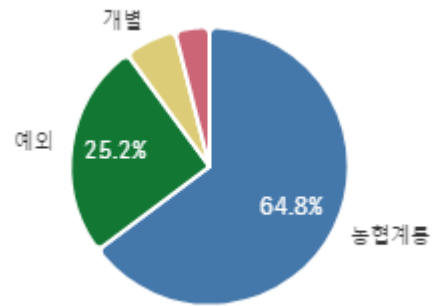


구분	금주(A)	전주(B)	전월(C)	전년(D)	평년(E)	A/B	A/C	A/D	A/E
물량(톤)	313	317	443	372	290	98.7%	70.6%	84.1%	107.7%

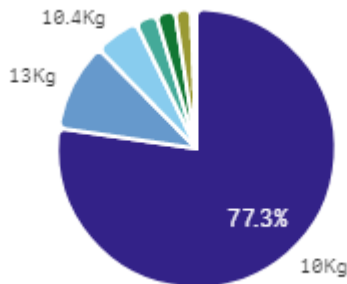
출하 품종별 거래물량 구성비



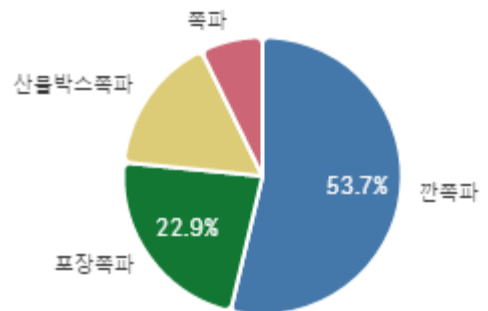
출하자별 거래물량 구성비



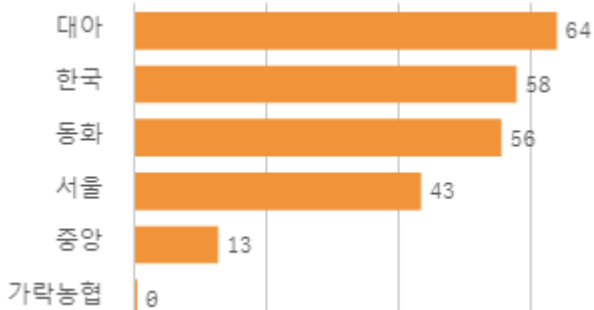
거래 단량별 물량 구성비



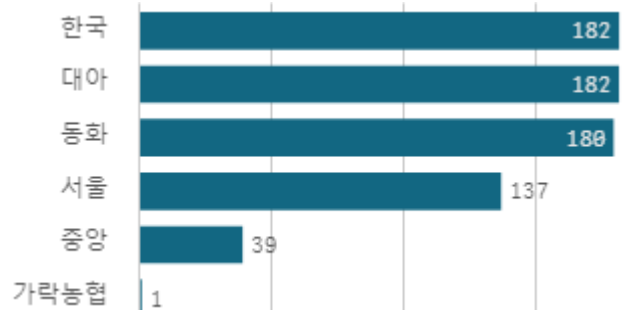
출하 품종별 거래금액 구성비



도매시장 법인별 거래물량(톤)

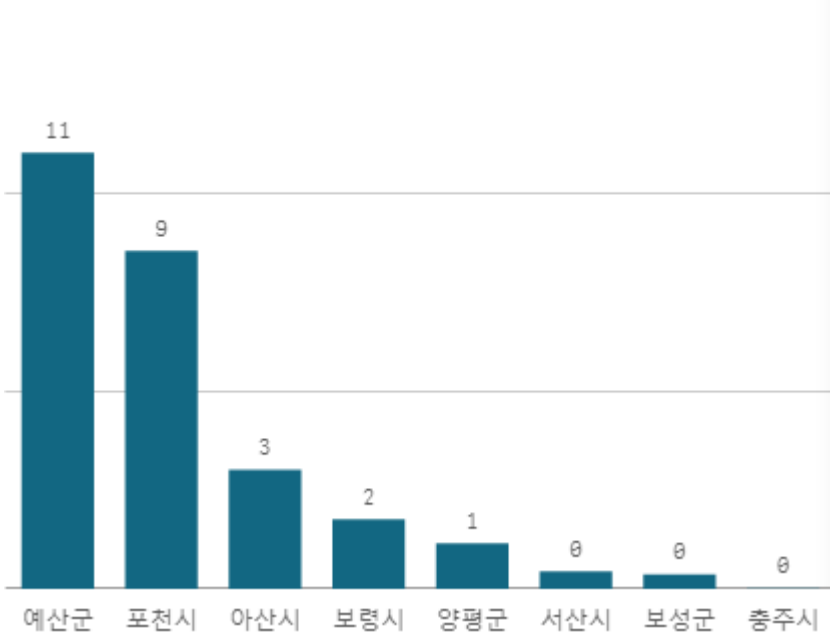


도매시장 법인별 거래금액(백만원)



쪽파(10Kg)

산지별 거래물량(톤)



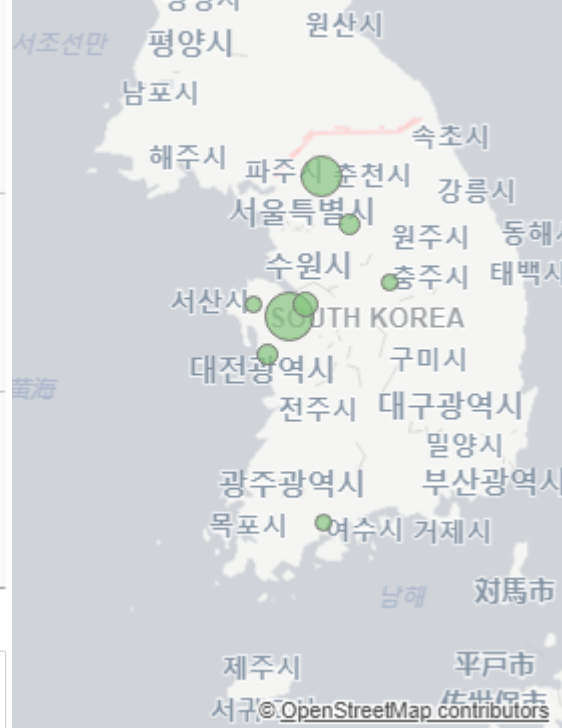
출하산지(개소)

8

출하건수(천건)

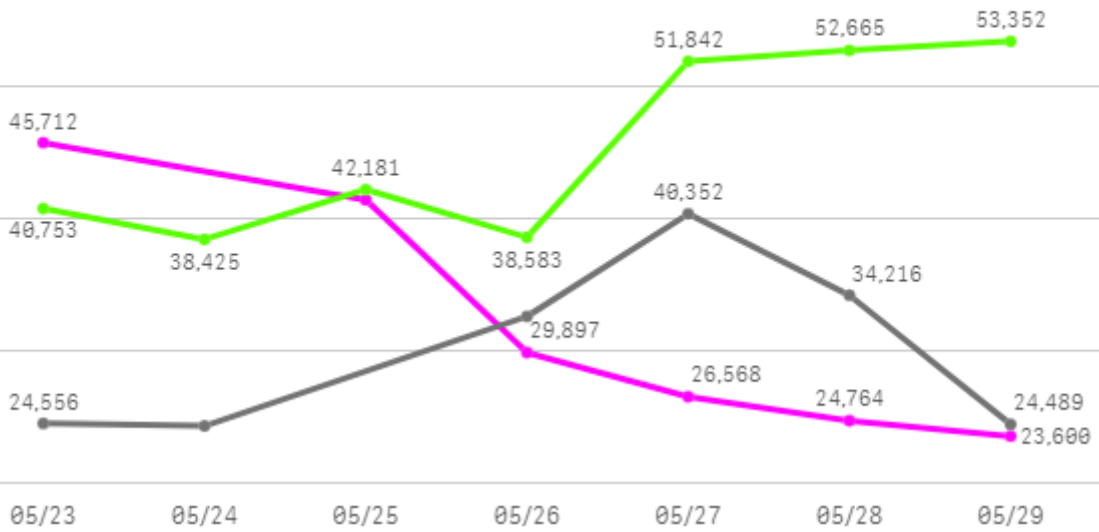
0

산지별 주출하 시군구



주간 도매가격(원)

● 2026 ● 2025 ● 평년



구분	금주(A)	전주(B)	전월(C)	전년(D)	평년(E)	A/B	A/C	A/D	A/E
가격(원)	31,991	31,439	21,606	30,101	44,292	101.8%	148.1%	106.3%	72.2%

※ 상품 가격 기준

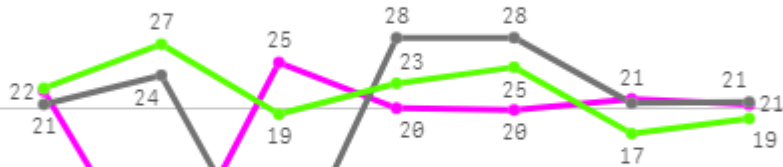
□ 쪽파(10Kg) 주간 가격

구분	Q	품종	Q	단량	Q	특	상	보통	하
2026-05-23		쪽파		10Kg		65,645	45,712	26,599	14,485
2026-05-25		쪽파		10Kg		51,202	41,402	24,510	12,923
2026-05-26		쪽파		10Kg		36,563	29,897	17,424	8,476
2026-05-27		쪽파		10Kg		32,196	26,568	16,019	7,525
2026-05-28		쪽파		10Kg		34,891	24,764	18,138	10,431
2026-05-29		쪽파		10Kg		31,419	23,600	16,209	9,703
평균						41,986	31,991	19,817	10,591

피망

주간 반입량(톤)

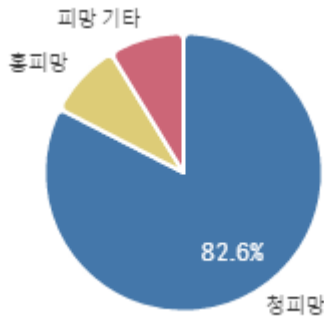
◆ 2026 ● 2025 ▲ 평년



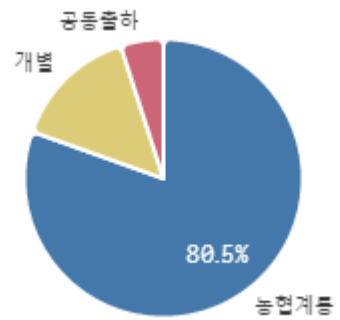
05/23 05/24 05/25 05/26 05/27 05/28 05/29

구분	금주(A)	전주(B)	전월(C)	전년(D)	평년(E)	A/B	A/C	A/D	A/E
물량(톤)	129	146	119	142	150	88.5%	108.3%	90.9%	86.0%

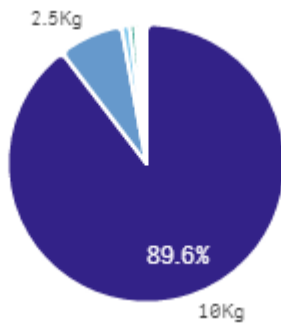
출하 품종별 거래물량 구성비



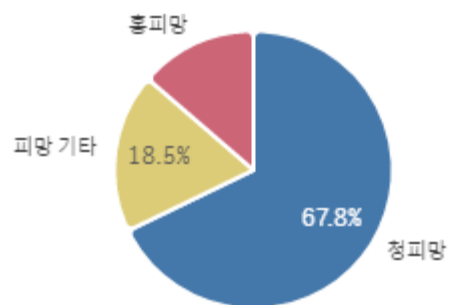
출하자별 거래물량 구성비



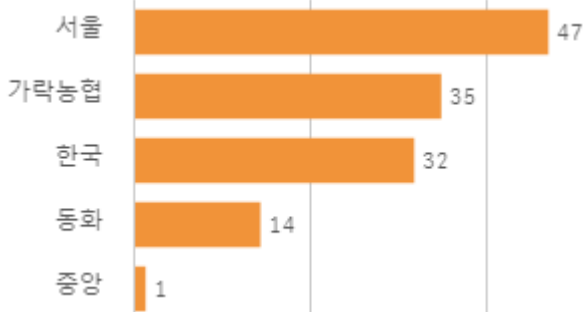
거래 단량별 물량 구성비



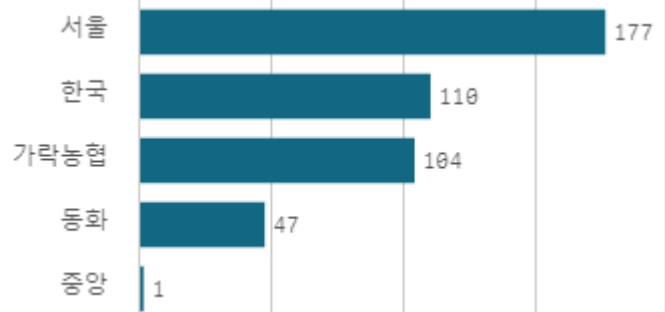
출하 품종별 거래금액 구성비



도매시장 법인별 거래물량(톤)

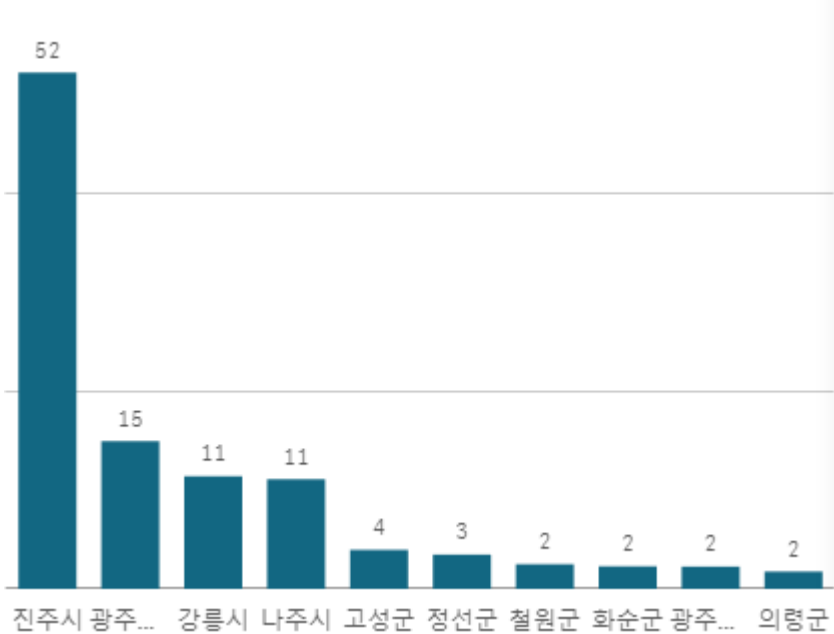


도매시장 법인별 거래금액(백만원)



청피망(10Kg)

산지별 거래물량(톤)



출하산지(개소)

13

출하건수(천건)

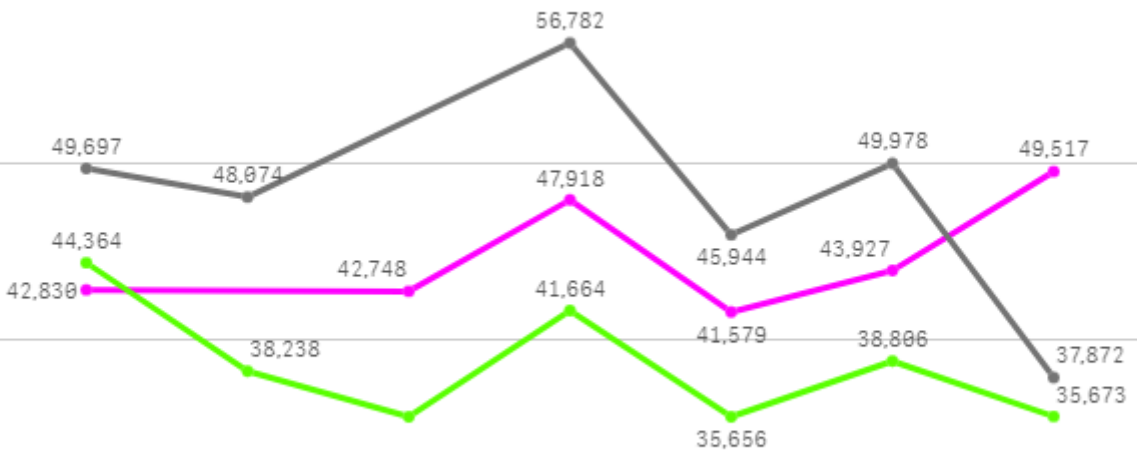
1

산지별 주출하 시군구



주간 도매가격(원)

◆ 2026 ● 2025 ◆ 평년



05/23 05/24 05/25 05/26 05/27 05/28 05/29

구분	금주(A)	전주(B)	전월(C)	전년(D)	평년(E)	A/B	A/C	A/D	A/E
가격(원)	44,753	48,191	64,667	48,058	41,950	92.9%	69.2%	93.1%	106.7%

※ 상품 가격 기준

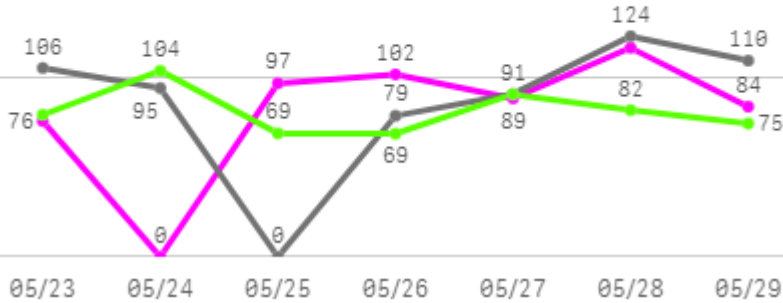
□ 청피망(10Kg) 주간 가격

구분	Q	품종	Q	단량	Q	특	상	보통	하
2026-05-23		청피망		10Kg		49,945	42,830	25,424	8,870
2026-05-25		청피망		10Kg		54,246	42,748	29,084	14,162
2026-05-26		청피망		10Kg		53,947	47,918	31,861	16,126
2026-05-27		청피망		10Kg		48,705	41,579	29,151	12,313
2026-05-28		청피망		10Kg		57,281	43,927	28,112	9,810
2026-05-29		청피망		10Kg		58,909	49,517	30,918	13,553
평균						53,839	44,753	29,092	12,472

파프리카

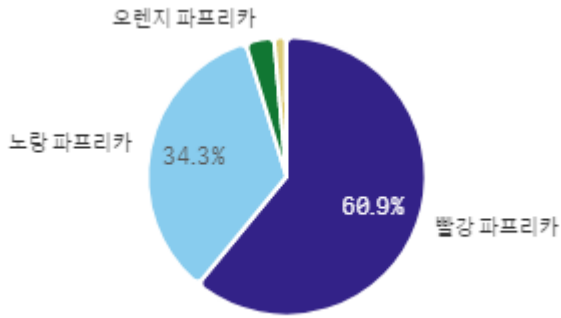
주간 반입량(톤)

◆ 2026 ● 2025 ▲ 평년

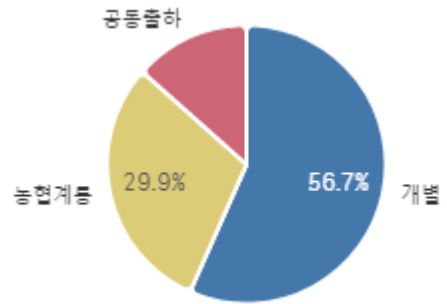


구분	금주(A)	전주(B)	전월(C)	전년(D)	평년(E)	A/B	A/C	A/D	A/E
물량(톤)	566	516	372	605	588	109.8%	152.2%	93.6%	96.3%

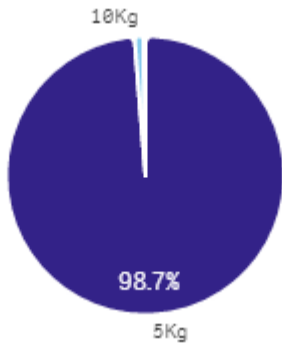
출하 품종별 거래물량 구성비



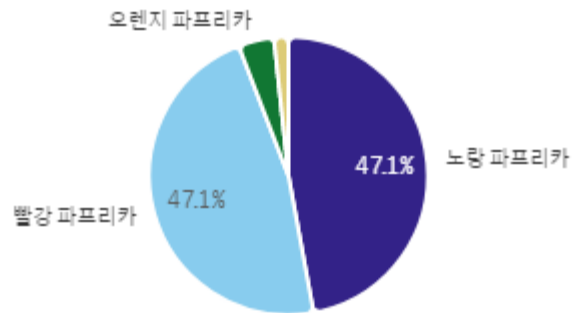
출하자별 거래물량 구성비



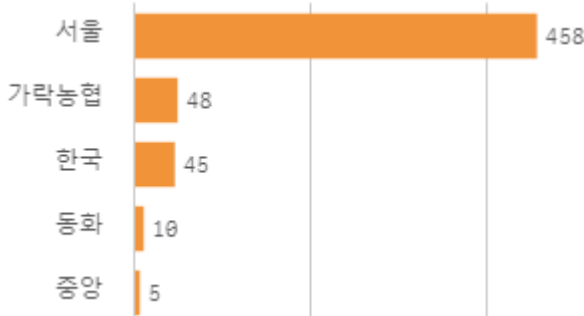
거래 단량별 물량 구성비



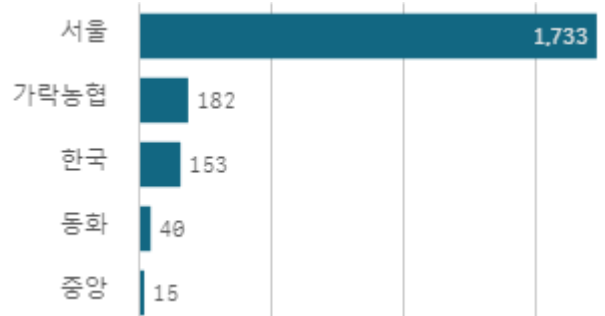
출하 품종별 거래금액 구성비



도매시장 법인별 거래물량(톤)

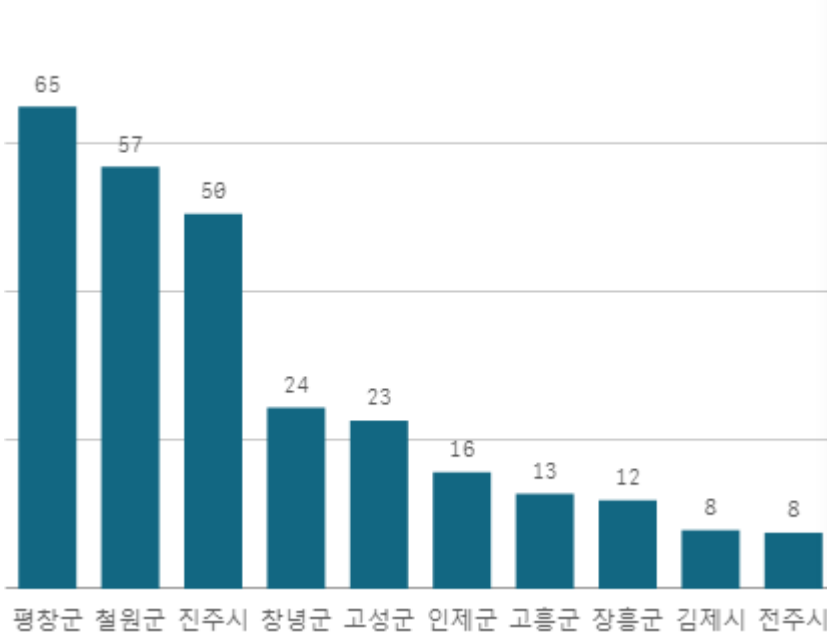


도매시장 법인별 거래금액(백만원)



빨강 파프리카(5Kg)

산지별 거래물량(톤)



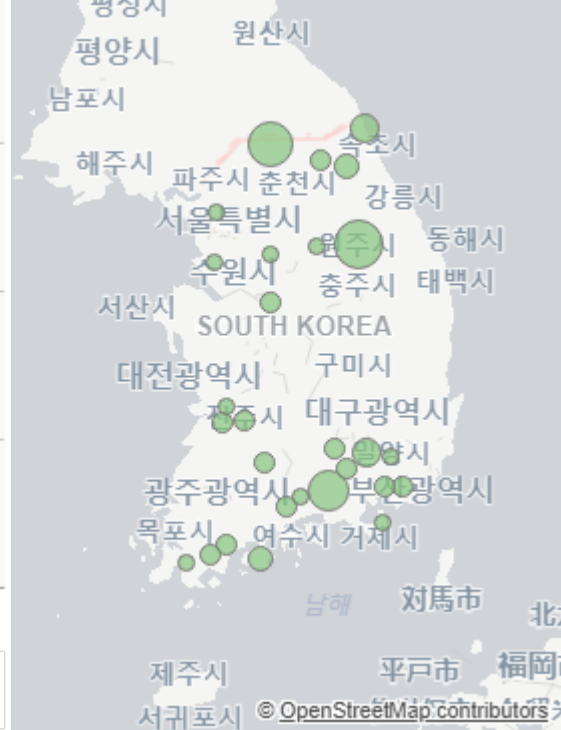
출하산지(개소)

28

출하건수(천건)

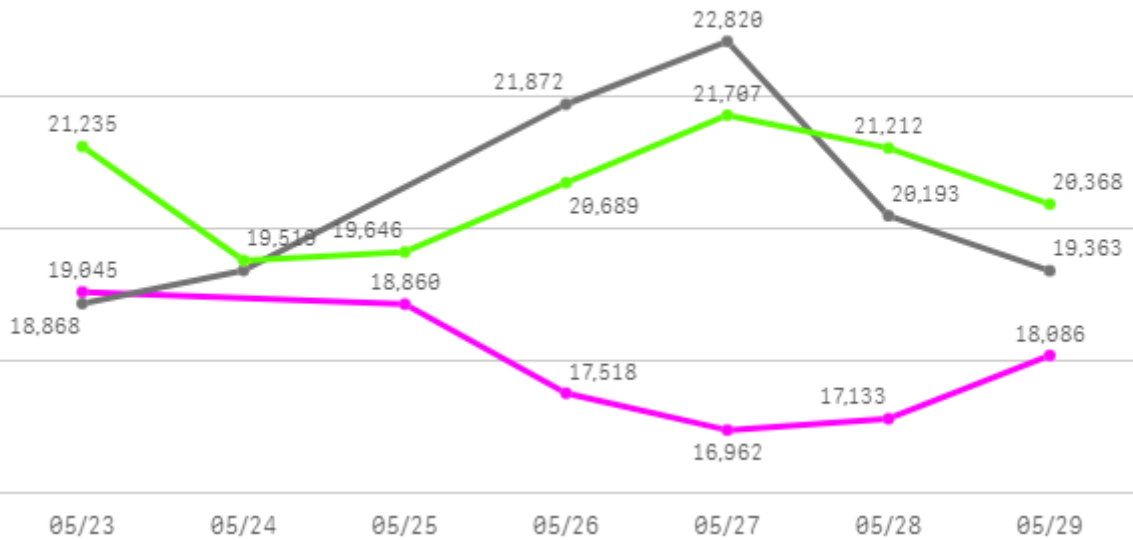
1

산지별 주출하 시군구



주간 도매가격(원)

◆ 2026 ● 2025 ◆ 평년



구분	금주(A)	전주(B)	전월(C)	전년(D)	평년(E)	A/B	A/C	A/D	A/E
가격(원)	17,934	20,703	37,418	20,414	19,102	86.6%	47.9%	87.9%	93.9%

※ 상품 가격 기준

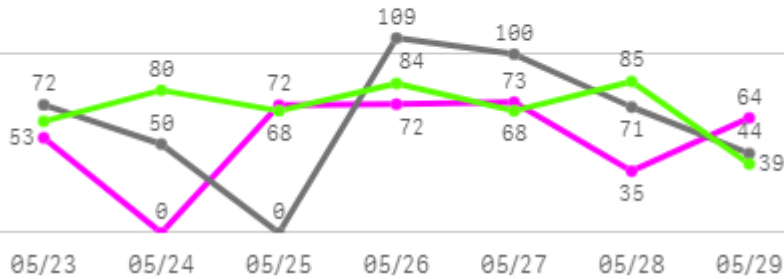
□ 빨강 파프리카(5Kg) 주간 가격

구분	Q	품종	Q	단량	Q	특	상	보통	하
2026-05-23		빨강 파프리카		5Kg		-	19,045	15,988	12,598
2026-05-25		빨강 파프리카		5Kg		-	18,860	17,135	14,377
2026-05-26		빨강 파프리카		5Kg		-	17,518	15,280	12,937
2026-05-27		빨강 파프리카		5Kg		-	16,962	14,211	11,017
2026-05-28		빨강 파프리카		5Kg		-	17,133	14,134	11,529
2026-05-29		빨강 파프리카		5Kg		-	18,086	14,620	10,266
평균						-	17,934	15,228	12,121

양상추

주간 반입량(톤)

◆ 2026 ● 2025 ▲ 평년

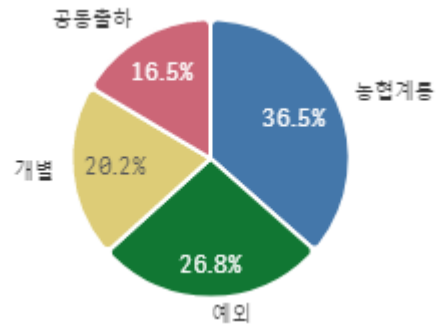


구분	금주(A)	전주(B)	전월(C)	전년(D)	평년(E)	A/B	A/C	A/D	A/E
물량(톤)	369	367	386	446	438	100.5%	95.6%	82.8%	84.4%

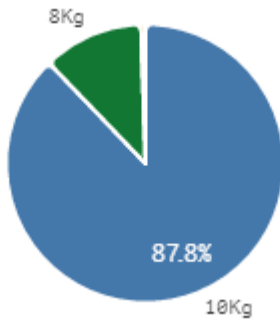
출하 품종별 거래물량 구성비



출하자별 거래물량 구성비



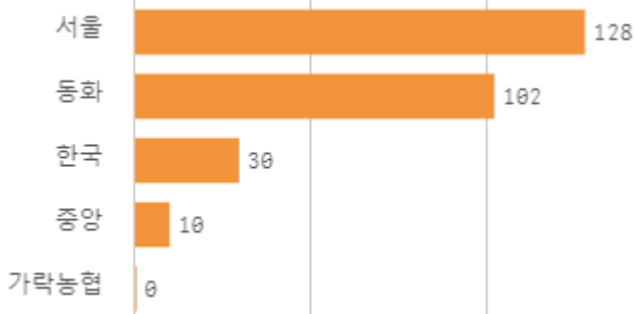
거래 단량별 물량 구성비



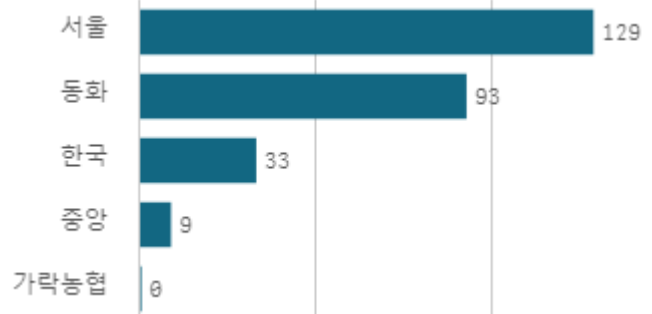
출하 품종별 거래금액 구성비



도매시장 법인별 거래물량(톤)

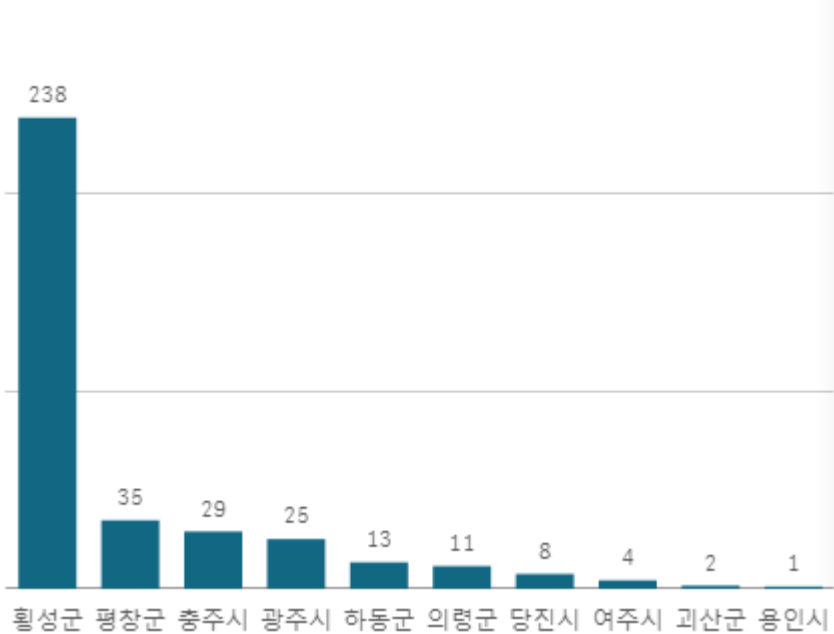


도매시장 법인별 거래금액(백만원)



양상추(일반)(12개)

산지별 거래물량(톤)



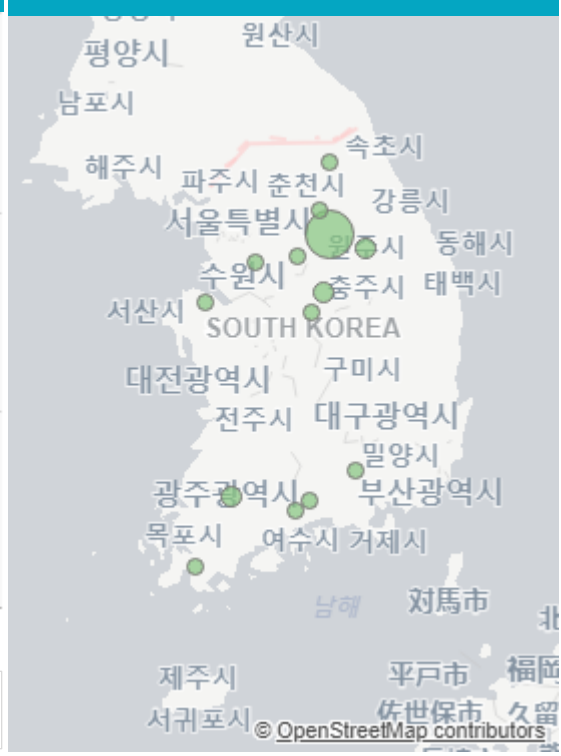
출하산지(개소)

14

출하건수(천건)

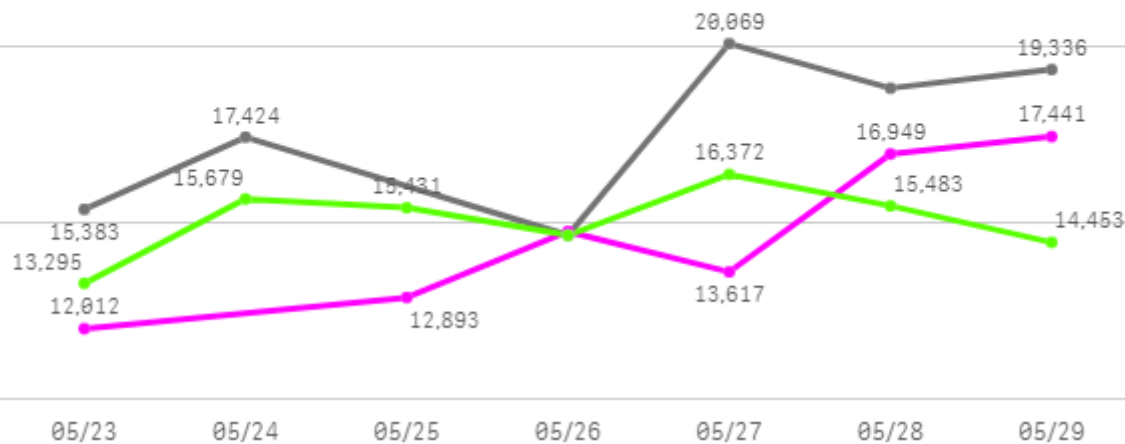
1

산지별 주출하 시군구



주간 도매가격(원)

◆ 2026 ● 2025 ◆ 평년



구분	금주(A)	전주(B)	전월(C)	전년(D)	평년(E)	A/B	A/C	A/D	A/E
가격(원)	14,612	14,159	16,543	17,612	14,906	103.2%	88.3%	83.0%	98.0%

※ 상품 가격 기준

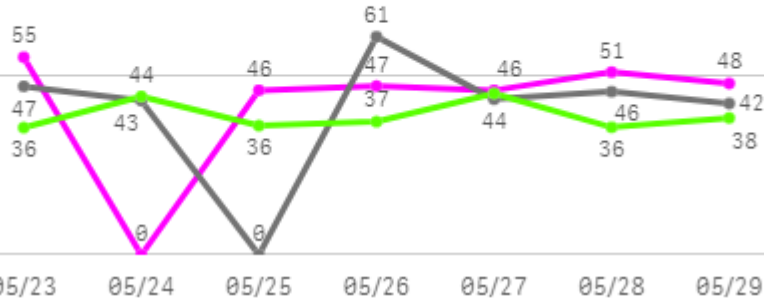
□ 양상추(일반)(12개) 주간 가격

구분	Q	품종	Q	단량	Q	특	상	보통	하
2026-05-23		양상추(일반)		12개		-	12,012	9,529	6,060
2026-05-25		양상추(일반)		12개		-	12,893	8,320	3,688
2026-05-26		양상추(일반)		12개		-	14,759	11,428	3,192
2026-05-27		양상추(일반)		12개		-	13,617	11,220	6,461
2026-05-28		양상추(일반)		12개		-	16,949	14,593	10,361
2026-05-29		양상추(일반)		12개		-	17,441	13,798	7,869
평균						-	14,612	11,481	6,272

브로콜리

주간 반입량(톤)

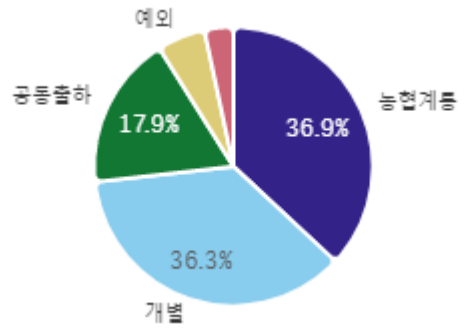
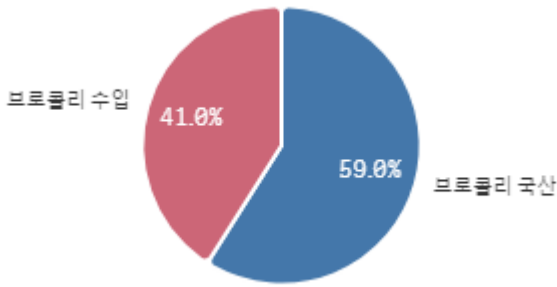
◆ 2026 ● 2025 ▲ 평년



구분	금주(A)	전주(B)	전월(C)	전년(D)	평년(E)	A/B	A/C	A/D	A/E
물량(톤)	294	279	238	283	273	105.5%	123.7%	103.8%	107.8%

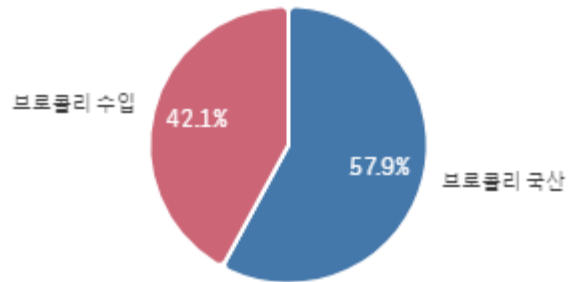
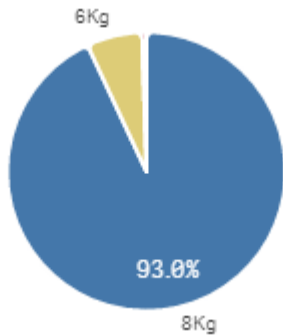
출하 품종별 거래물량 구성비

출하자별 거래물량 구성비



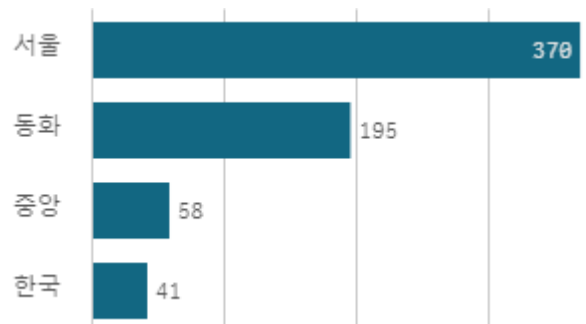
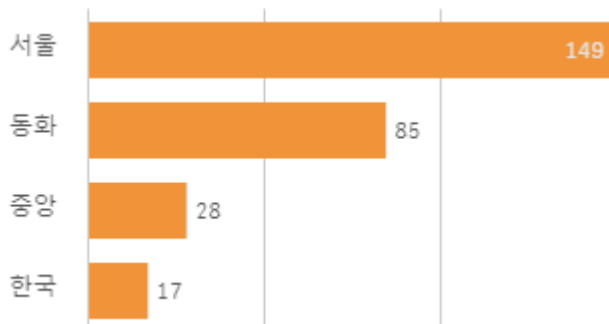
거래 단량별 물량 구성비

출하 품종별 거래금액 구성비



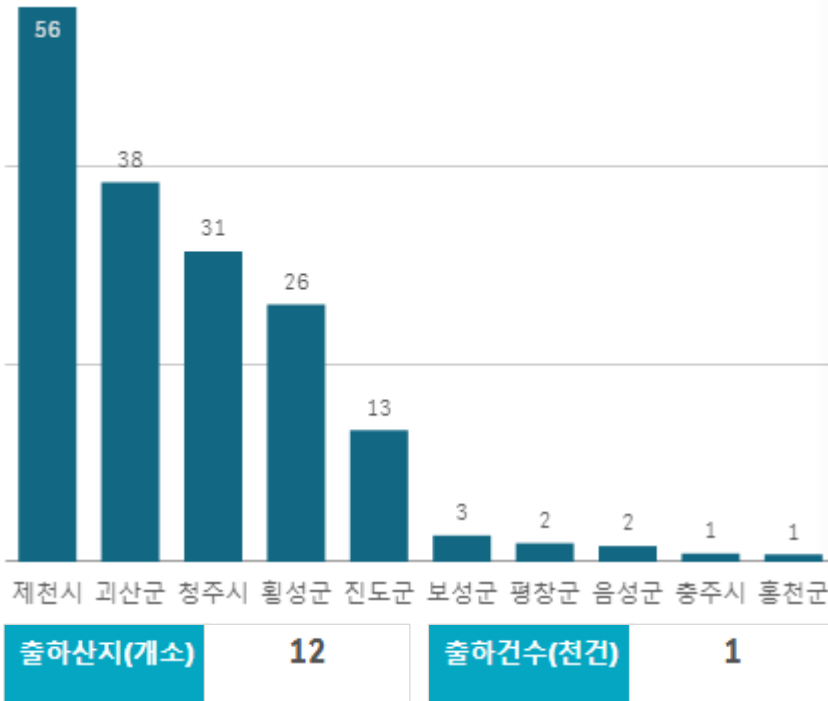
도매시장 법인별 거래물량(톤)

도매시장 법인별 거래금액(백만원)



브로콜리 국산(8Kg)

산지별 거래물량(톤)

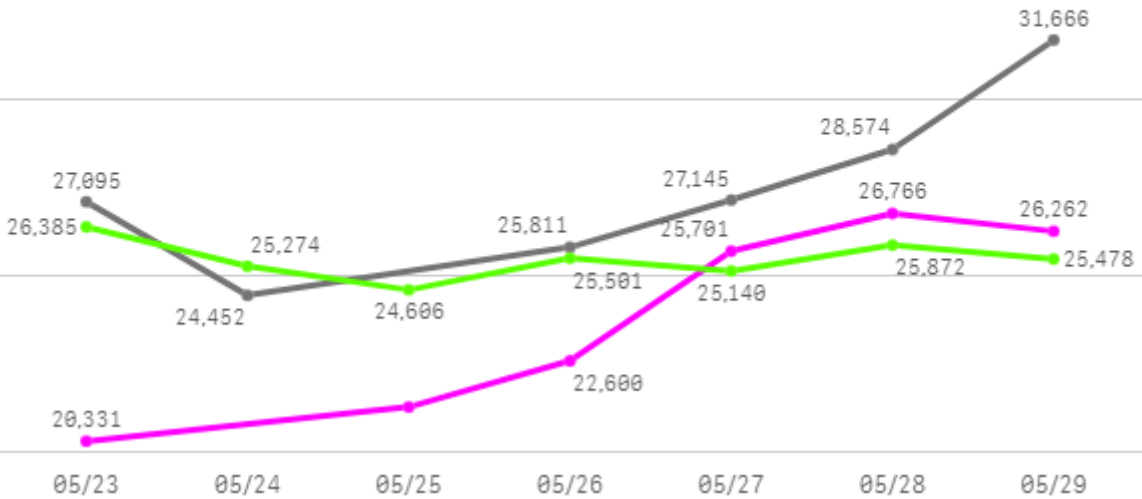


산지별 주출하 시군구



주간 도매가격(원)

◆ 2026 ● 2025 ◆ 평년



구분	금주(A)	전주(B)	전월(C)	전년(D)	평년(E)	A/B	A/C	A/D	A/E
가격(원)	23,826	28,904	49,442	27,457	25,489	82.4%	48.2%	86.8%	93.5%

※ 상품 가격 기준

□ 브로콜리 국산(8Kg) 주간 가격

구분	Q	품종	Q	단량	Q	특	상	보통	하
2026-05-23		브로콜리 국산		8Kg		-	20,331	17,387	12,022
2026-05-25		브로콜리 국산		8Kg		-	21,296	18,647	13,633
2026-05-26		브로콜리 국산		8Kg		-	22,600	17,775	12,949
2026-05-27		브로콜리 국산		8Kg		-	25,701	20,649	14,942
2026-05-28		브로콜리 국산		8Kg		-	26,766	20,840	12,521
2026-05-29		브로콜리 국산		8Kg		-	26,262	19,470	12,391
평균						-	23,826	19,128	13,076

청경제

주간 반입량(톤)

◆ 2026 ● 2025 ▲ 평년



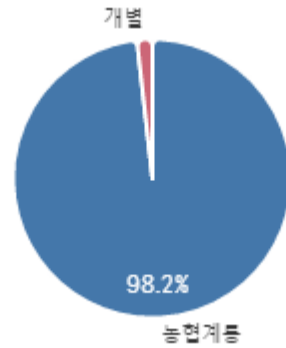
05/23 05/24 05/25 05/26 05/27 05/28 05/29

구분	금주(A)	전주(B)	전월(C)	전년(D)	평년(E)	A/B	A/C	A/D	A/E
물량(톤)	376	417	431	419	408	90.2%	87.3%	89.8%	92.2%

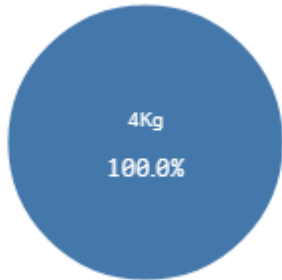
출하 품종별 거래물량 구성비



출하자별 거래물량 구성비



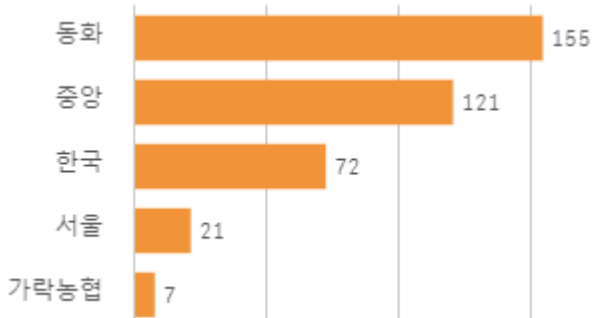
거래 단량별 물량 구성비



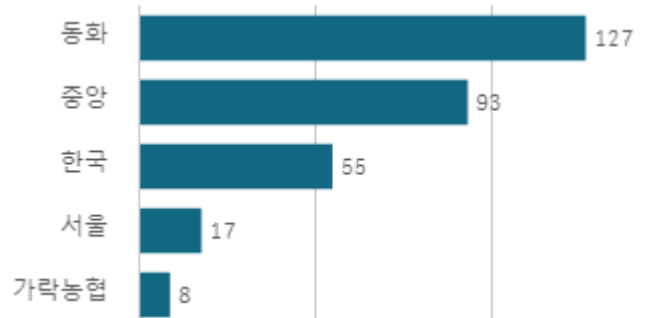
출하 품종별 거래금액 구성비



도매시장 법인별 거래물량(톤)

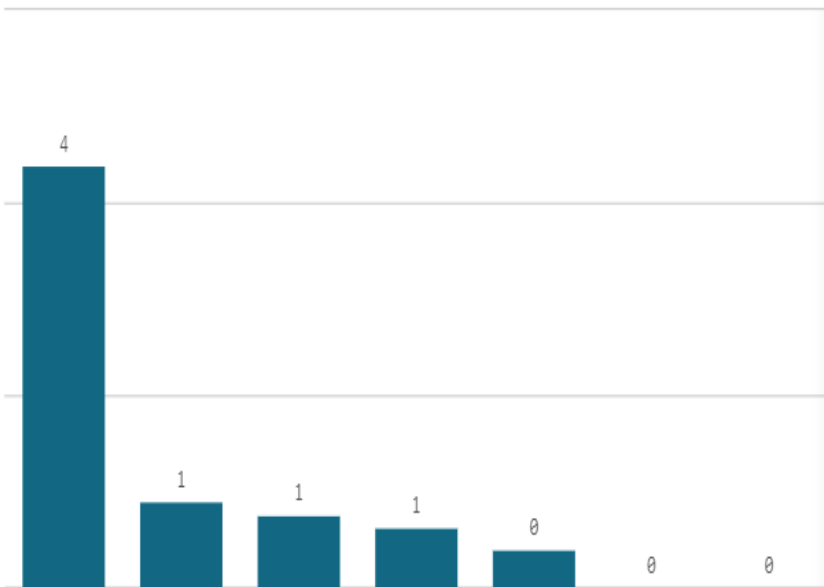


도매시장 법인별 거래금액(백만원)



청경채(4Kg)

산지별 거래물량(톤)



출하산지(개소)

7

출하건수(천건)

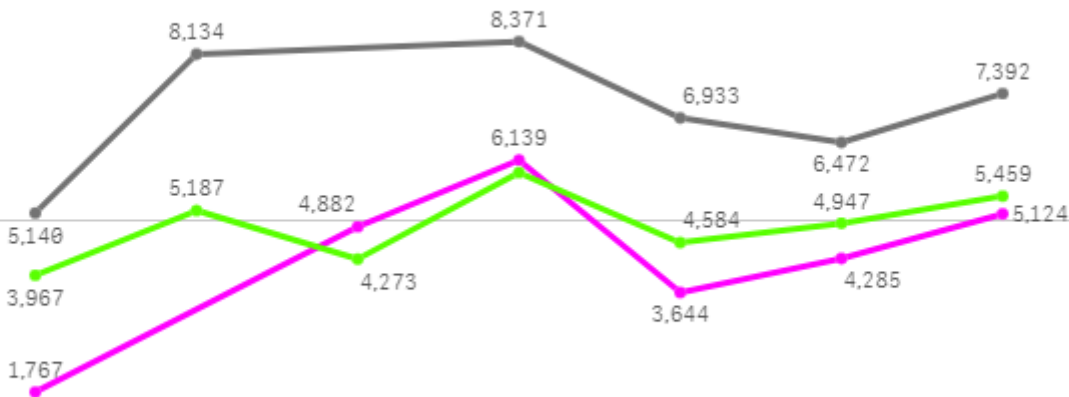
0

산지별 주출하 시군구



주간 도매가격(원)

◆ 2026 ● 2025 ◆ 평년



05/23 05/24 05/25 05/26 05/27 05/28 05/29

구분	금주(A)	전주(B)	전월(C)	전년(D)	평년(E)	A/B	A/C	A/D	A/E
가격(원)	4,307	2,911	3,004	7,074	4,471	147.9%	143.4%	60.9%	96.3%

※ 상품 가격 기준

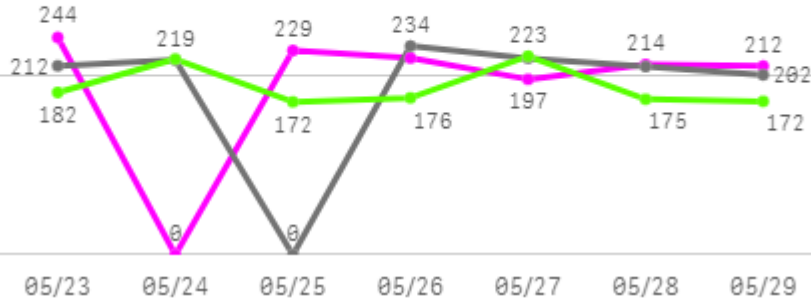
□ 청경채(4Kg) 주간 가격

구분	Q	품종	Q	단량	Q	특	상	보통	하
2026-05-23		청경채		4Kg		-	1,767	1,414	1,064
2026-05-25		청경채		4Kg		-	4,882	3,083	2,033
2026-05-26		청경채		4Kg		-	6,139	5,116	4,051
2026-05-27		청경채		4Kg		-	3,644	2,942	1,997
2026-05-28		청경채		4Kg		-	4,285	3,563	2,789
2026-05-29		청경채		4Kg		-	5,124	3,899	2,990
평균						-	4,307	3,336	2,487

버섯

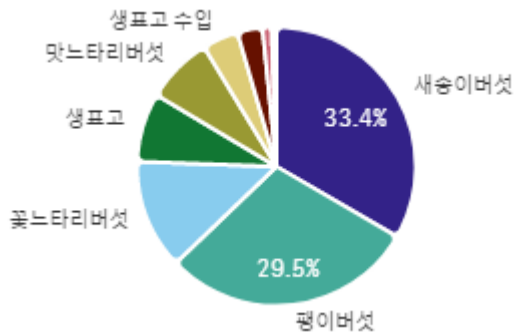
주간 반입량(톤)

◆ 2026 ● 2025 ▲ 평년

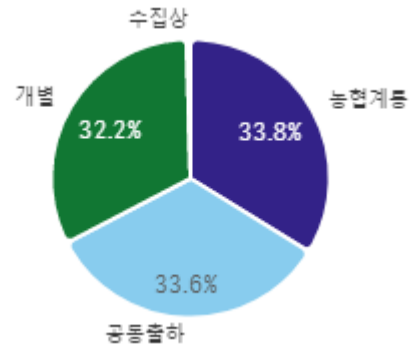


구분	금주(A)	전주(B)	전월(C)	전년(D)	평년(E)	A/B	A/C	A/D	A/E
물량(톤)	1,316	1,319	1,334	1,298	1,326	99.8%	98.6%	101.4%	99.3%

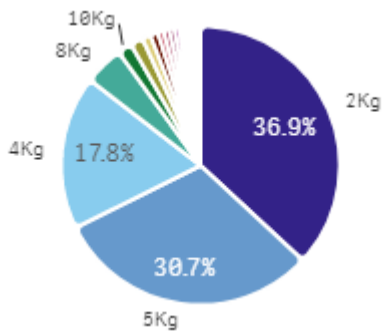
출하 품종별 거래물량 구성비



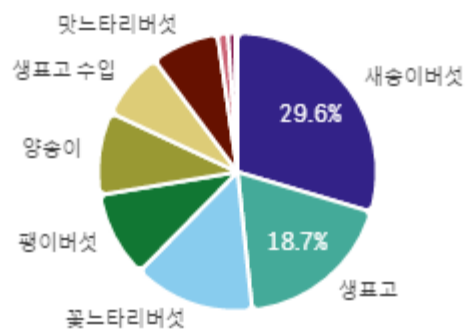
출하자별 거래물량 구성비



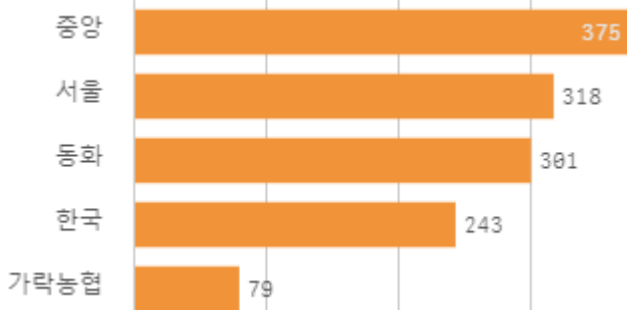
거래 단량별 물량 구성비



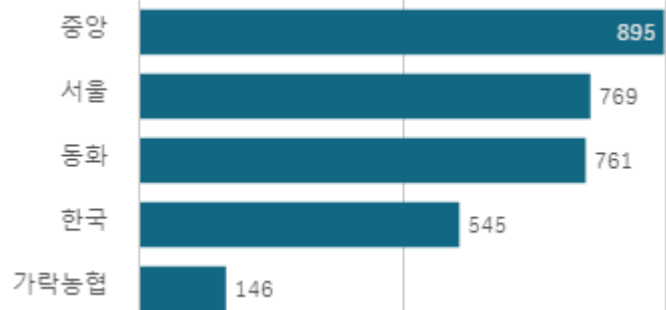
출하 품종별 거래금액 구성비



도매시장 법인별 거래물량(톤)

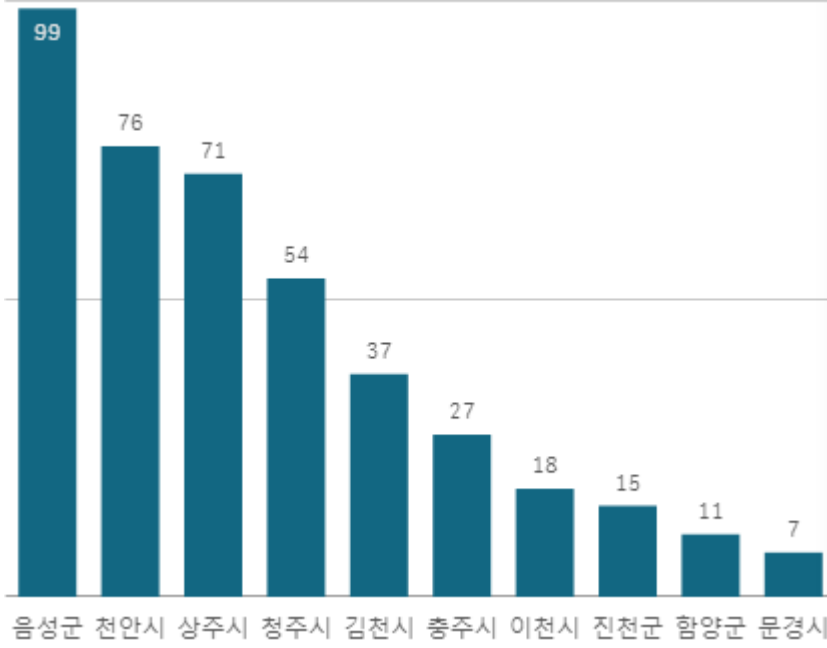


도매시장 법인별 거래금액(백만원)



새송이버섯(2Kg)

산지별 거래물량(톤)



출하산지(개소)

18

출하건수(천건)

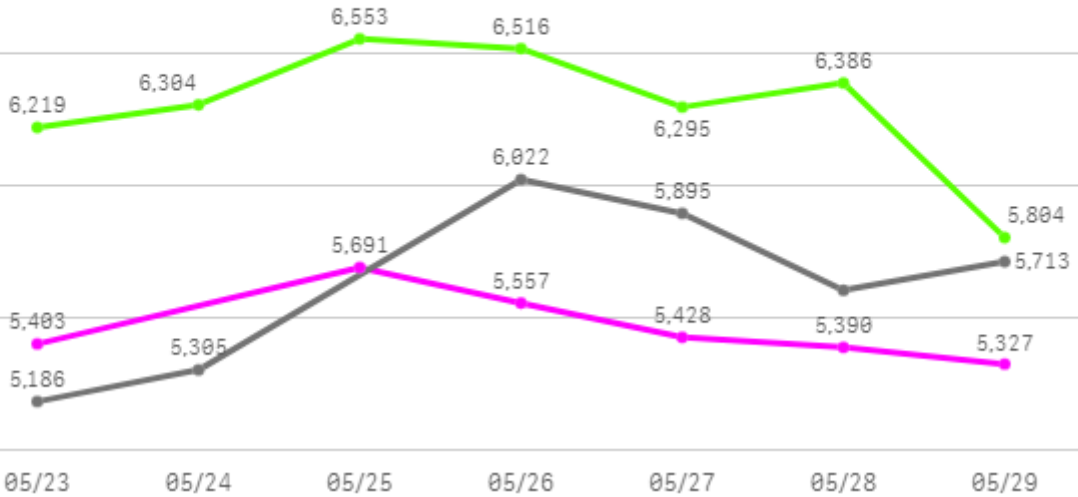
3

산지별 주출하 시군구



주간 도매가격(원)

◆ 2026 ● 2025 ▲ 평년



구분	금주(A)	전주(B)	전월(C)	전년(D)	평년(E)	A/B	A/C	A/D	A/E
가격(원)	5,466	6,758	5,685	5,621	6,034	80.9%	96.1%	97.2%	90.6%

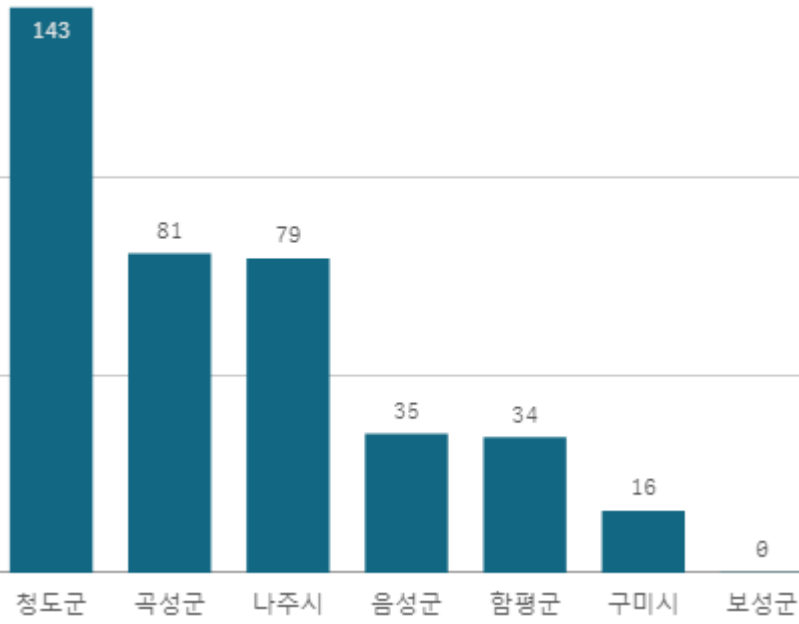
※ 상품 가격 기준

□ 새송이버섯(2Kg) 주간 가격

구분	Q	품종	Q	단량	Q	특	상	보통	하
2026-05-23		새송이버섯		2Kg		7,740	5,403	4,350	3,427
2026-05-25		새송이버섯		2Kg		8,230	5,691	4,613	3,473
2026-05-26		새송이버섯		2Kg		7,519	5,557	4,346	3,559
2026-05-27		새송이버섯		2Kg		6,983	5,428	4,251	3,415
2026-05-28		새송이버섯		2Kg		7,448	5,390	4,255	3,502
2026-05-29		새송이버섯		2Kg		7,673	5,327	4,321	3,387
평균						7,599	5,466	4,356	3,461

팬이버섯(5Kg)

산지별 거래물량(톤)



출하산지(개소)

7

출하건수(천건)

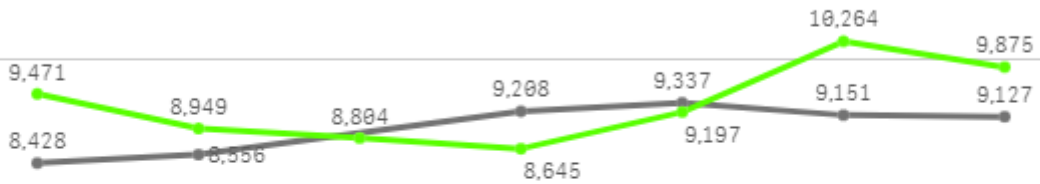
2

산지별 주출하 시군구



주간 도매가격(원)

◆ 2026 ● 2025 ▲ 평년



구분	금주(A)	전주(B)	전월(C)	전년(D)	평년(E)	A/B	A/C	A/D	A/E
가격(원)	4,706	5,195	5,467	8,968	8,548	90.6%	86.1%	52.5%	55.1%

※ 상품 가격 기준

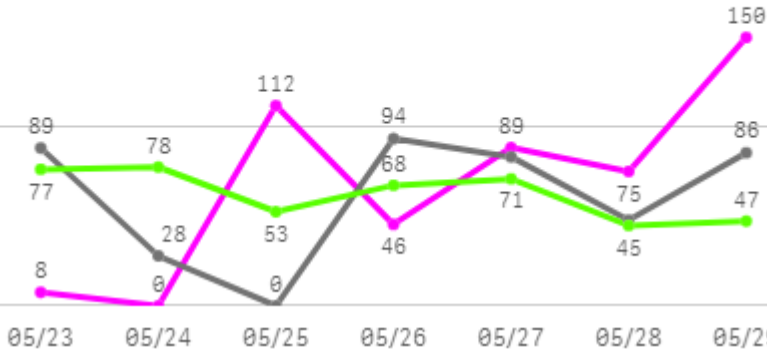
□ 팽이버섯(5Kg) 주간 가격

구분	Q	품종	Q	단량	Q	특	상	보통	하
2026-05-23		팽이버섯		5Kg		5,450	4,620	3,673	2,721
2026-05-25		팽이버섯		5Kg		5,471	4,694	3,822	2,990
2026-05-26		팽이버섯		5Kg		5,608	4,692	3,816	3,037
2026-05-27		팽이버섯		5Kg		5,377	4,620	3,843	2,970
2026-05-28		팽이버섯		5Kg		5,223	4,627	3,763	3,000
2026-05-29		팽이버섯		5Kg		5,500	4,985	4,339	3,728
평균						5,438	4,706	3,876	3,074

사과

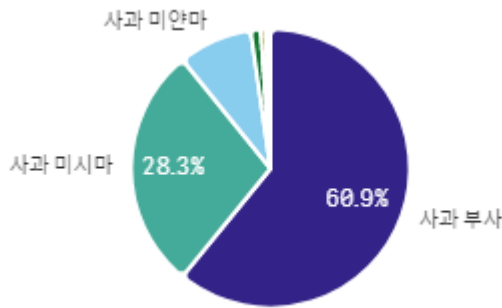
주간 반입량(톤)

◆ 2026 ● 2025 ▲ 평년

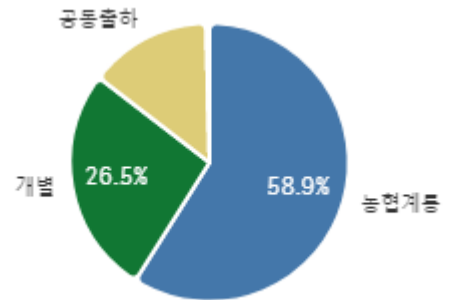


구분	금주(A)	전주(B)	전월(C)	전년(D)	평년(E)	A/B	A/C	A/D	A/E
물량(톤)	480	444	526	428	457	108.2%	91.3%	112.2%	105.1%

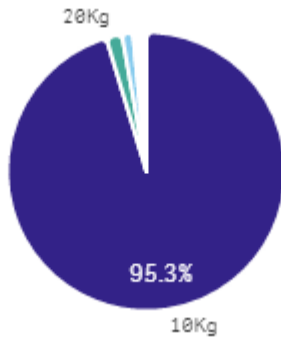
출하 품종별 거래물량 구성비



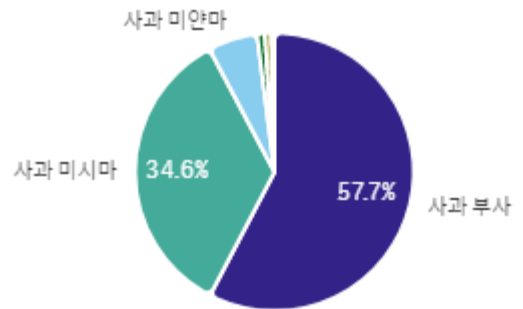
출하자별 거래물량 구성비



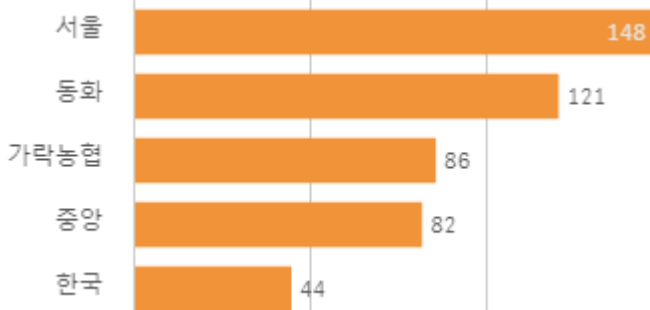
거래 단량별 물량 구성비



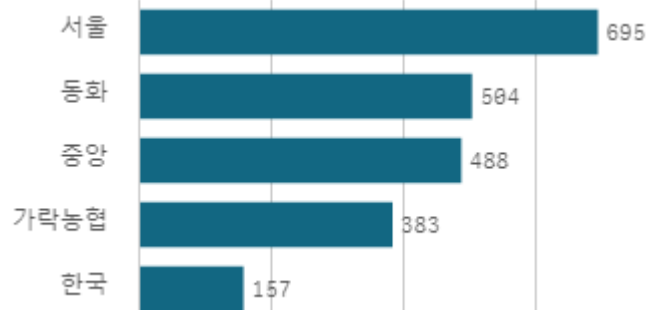
출하 품종별 거래금액 구성비



도매시장 법인별 거래물량(톤)

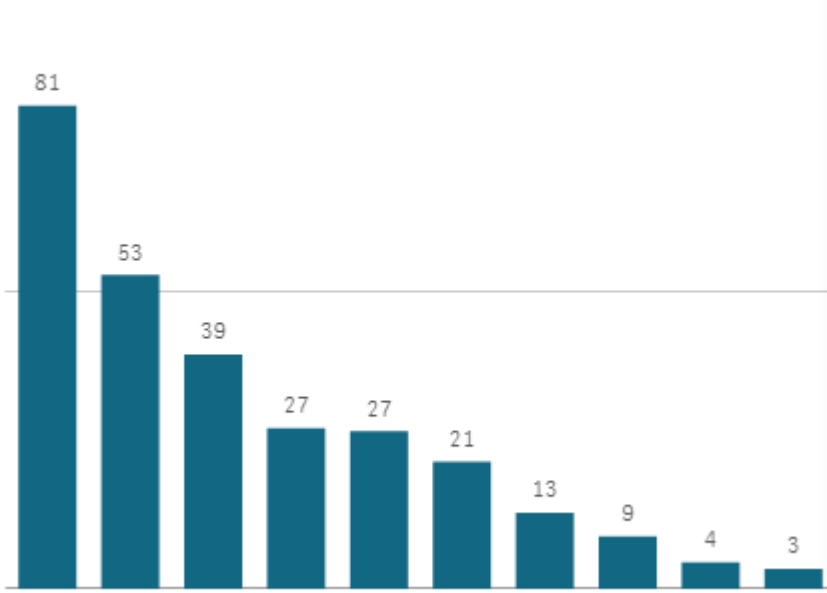


도매시장 법인별 거래금액(백만원)



사과 부사(10Kg)

산지별 거래물량(톤)



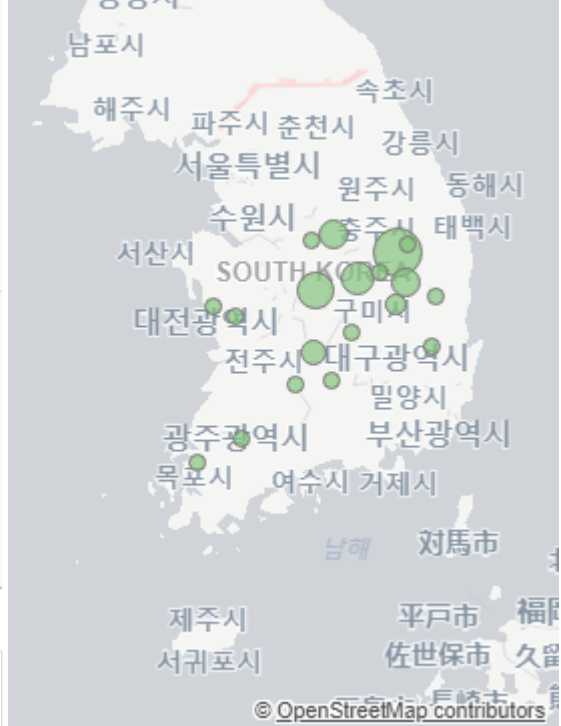
출하산지(개소)

20

출하건수(천건)

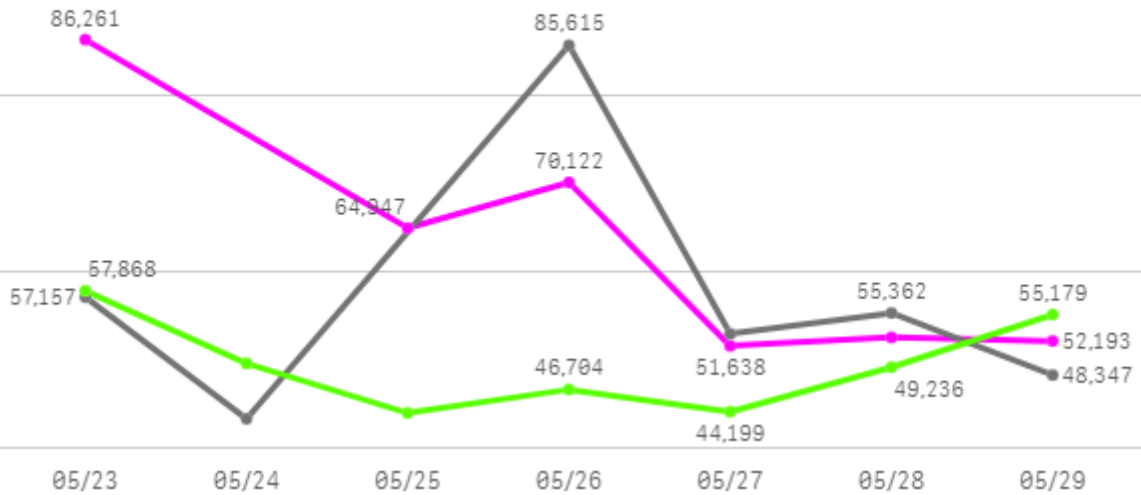
1

산지별 주출하 시군구



주간 도매가격(원)

◆ 2026 ● 2025 ◆ 평년



구분	금주(A)	전주(B)	전월(C)	전년(D)	평년(E)	A/B	A/C	A/D	A/E
가격(원)	62,960	61,352	47,939	57,147	54,930	102.6%	131.3%	110.2%	114.6%

※ 상품 가격 기준

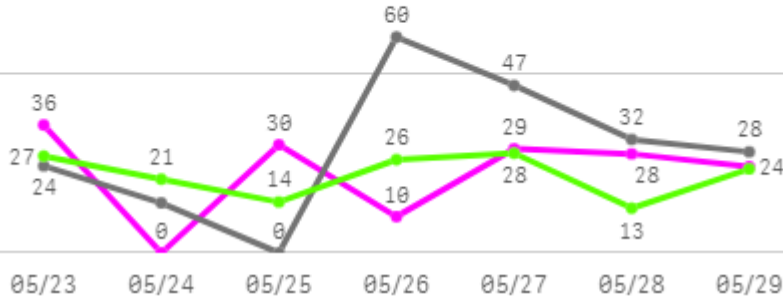
□ 사과 부사(10Kg) 주간 가격

구분	Q	품종	Q	단량	Q	특	상	보통	하
2026-05-23		사과 부사		10Kg		115,000	86,261	45,088	20,097
2026-05-25		사과 부사		10Kg		130,471	64,947	43,982	29,451
2026-05-26		사과 부사		10Kg		106,731	70,122	42,576	23,075
2026-05-27		사과 부사		10Kg		98,284	51,638	38,879	29,212
2026-05-28		사과 부사		10Kg		63,154	52,599	35,588	25,121
2026-05-29		사과 부사		10Kg		96,564	52,193	36,802	25,346
평균						101,701	62,960	40,486	25,384

배

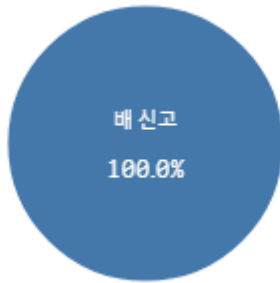
주간 반입량(톤)

◆ 2026 ● 2025 ▲ 평년

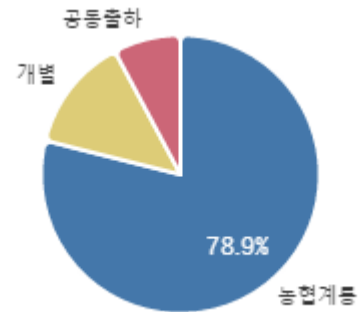


구분	금주(A)	전주(B)	전월(C)	전년(D)	평년(E)	A/B	A/C	A/D	A/E
물량(톤)	157	248	278	206	165	63.4%	56.7%	76.4%	95.4%

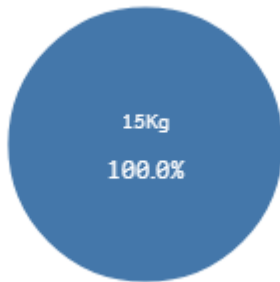
출하 품종별 거래물량 구성비



출하자별 거래물량 구성비



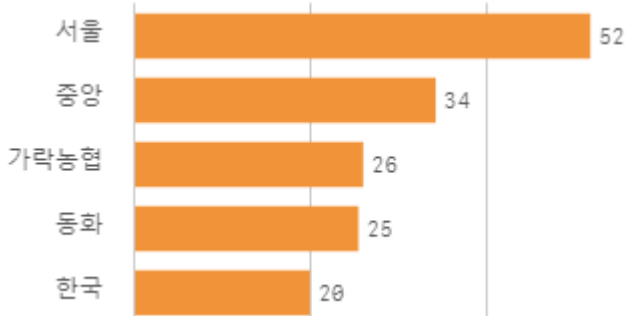
거래 단량별 물량 구성비



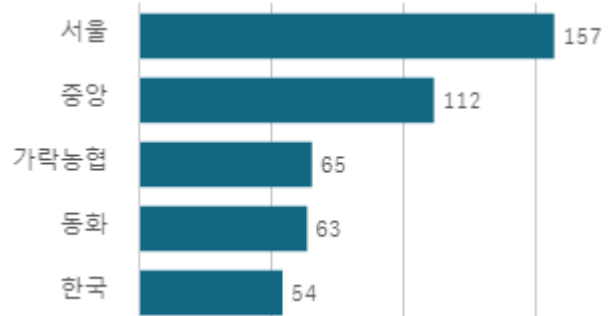
출하 품종별 거래금액 구성비



도매시장 법인별 거래물량(톤)

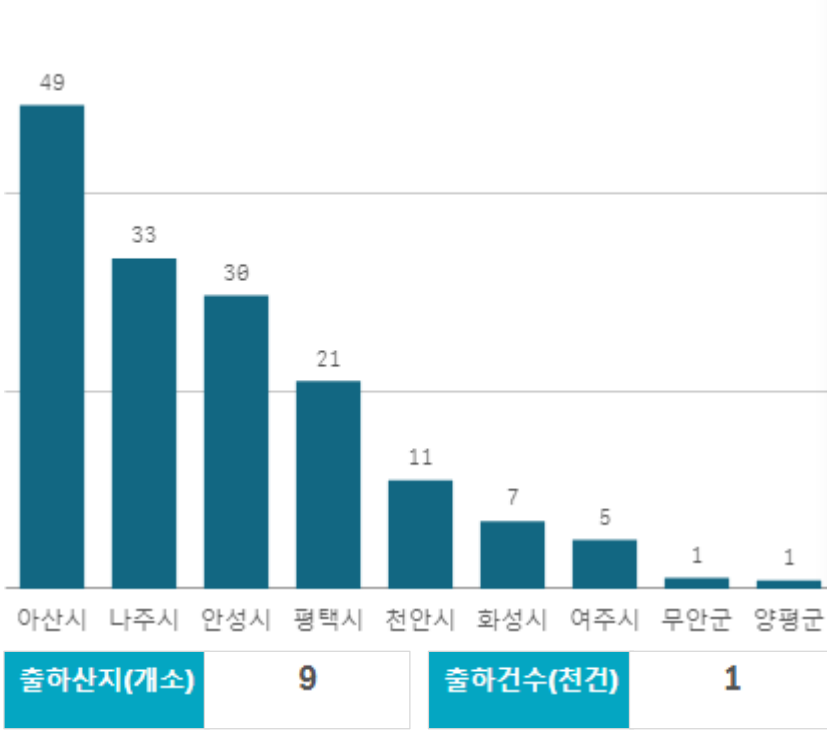


도매시장 법인별 거래금액(백만원)



배 신고(15Kg)

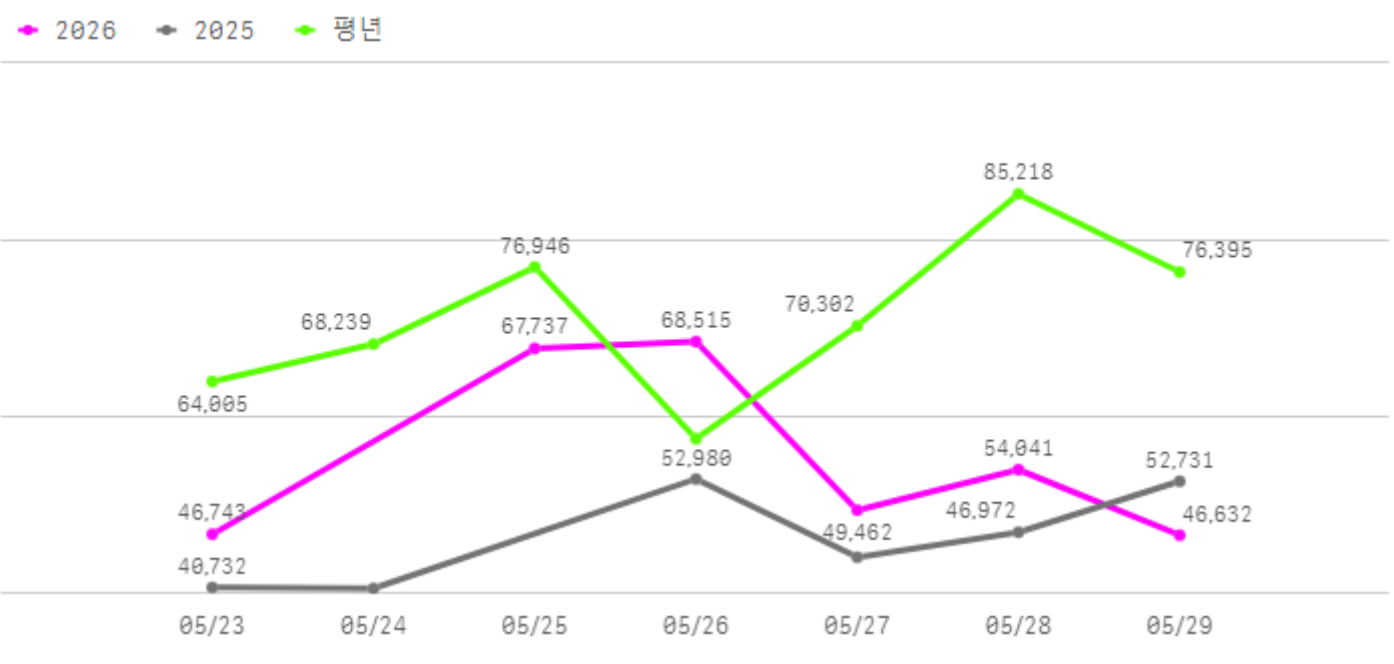
산지별 거래물량(톤)



산지별 주출하 시군구



주간 도매가격(원)



구분	금주(A)	전주(B)	전월(C)	전년(D)	평년(E)	A/B	A/C	A/D	A/E
가격(원)	55,522	72,009	59,494	46,364	66,347	77.1%	93.3%	119.8%	83.7%

※ 상품 가격 기준

□ 배 신고(15Kg) 주간 가격

구분	Q	품종	Q	단량	Q	특	상	보통	하
2026-05-23		배 신고		15Kg		60,712	46,743	37,527	29,314
2026-05-25		배 신고		15Kg		122,990	67,737	37,845	23,097
2026-05-26		배 신고		15Kg		125,636	68,515	43,517	19,417
2026-05-27		배 신고		15Kg		90,381	49,462	35,924	24,755
2026-05-28		배 신고		15Kg		105,010	54,041	37,733	25,916
2026-05-29		배 신고		15Kg		102,346	46,632	32,472	19,578
평균						101,179	55,522	37,503	23,680

바나나

주간 반입량(톤)

◆ 2026 ● 2025 ▲ 평년



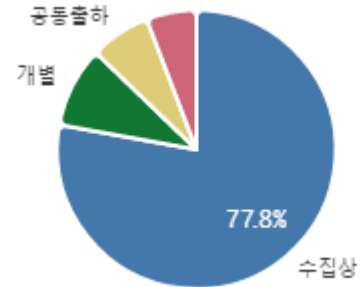
05/23 05/24 05/25 05/26 05/27 05/28 05/29

구분	금주(A)	전주(B)	전월(C)	전년(D)	평년(E)	A/B	A/C	A/D	A/E
물량(톤)	1,075	1,047	1,086	1,142	1,180	102.7%	99.0%	94.2%	91.2%

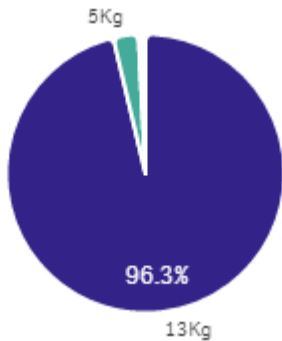
출하 품종별 거래물량 구성비



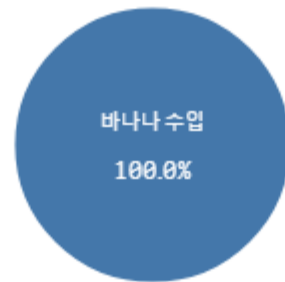
출하자별 거래물량 구성비



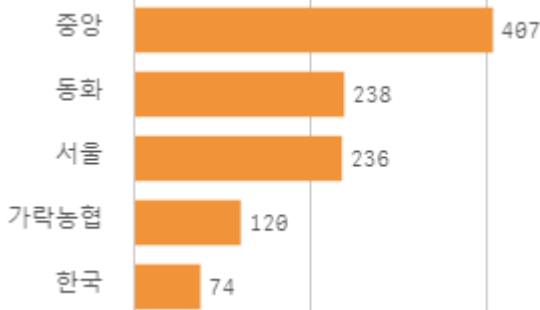
거래 단량별 물량 구성비



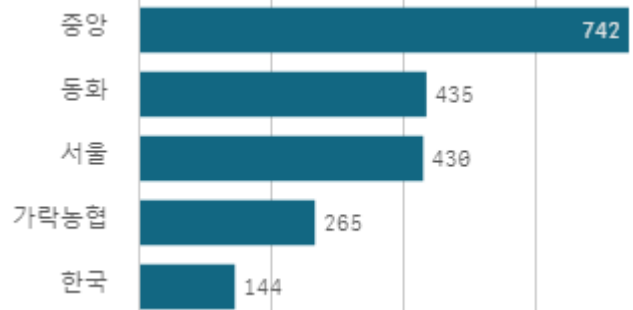
출하 품종별 거래금액 구성비



도매시장 법인별 거래물량(톤)

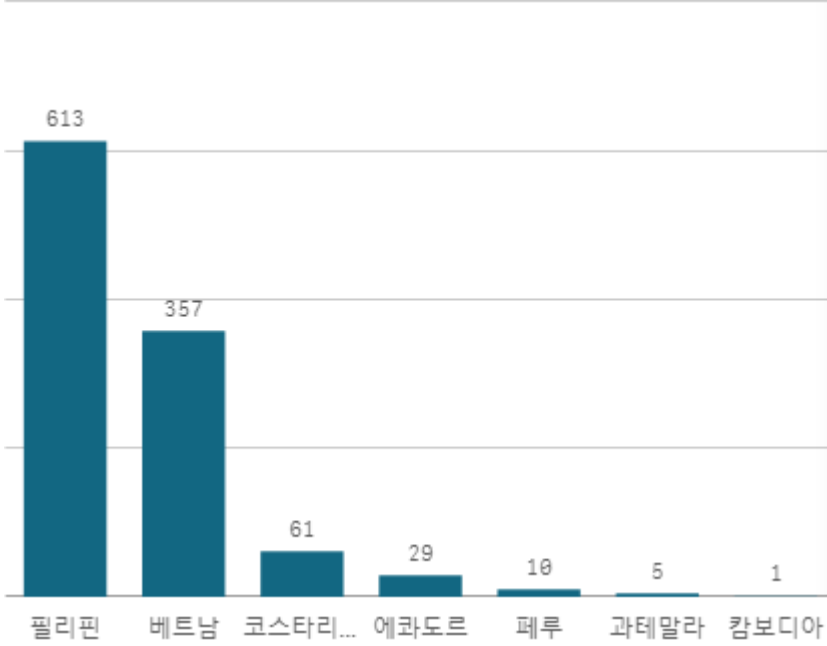


도매시장 법인별 거래금액(백만원)

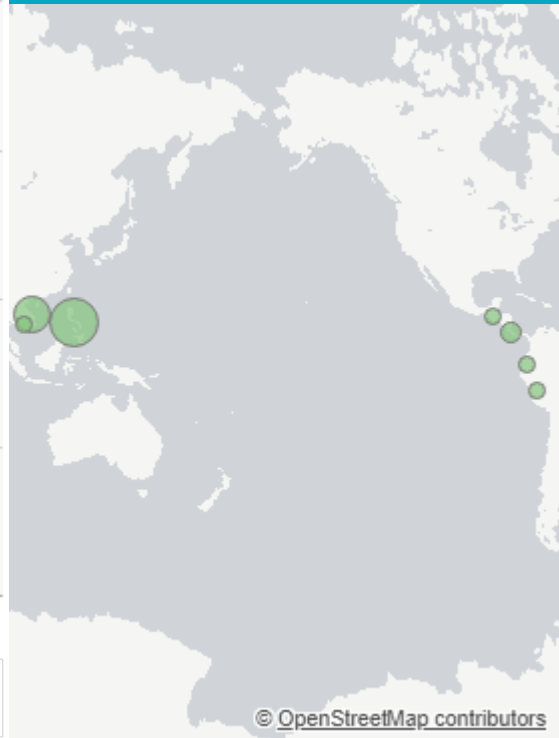


바나나 수입(13Kg)

산지별 거래물량(톤)



산지별 주출하 시군구



출하산지(개소)

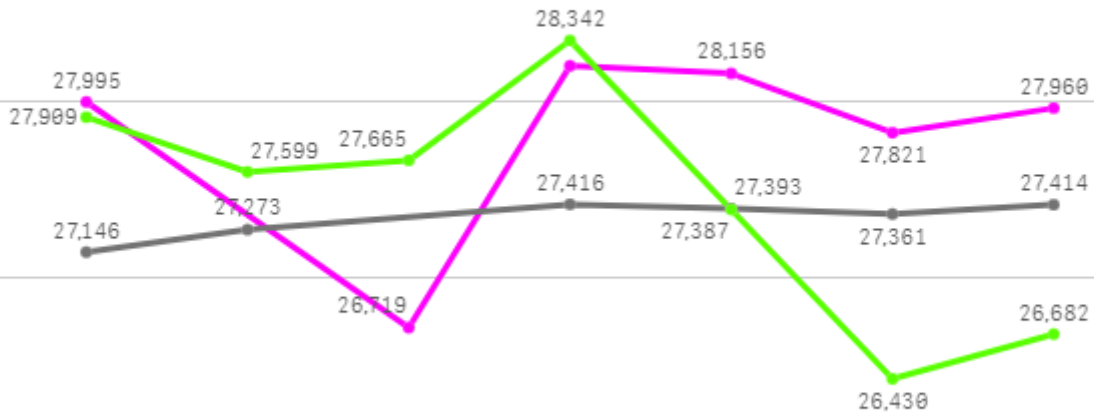
7

출하건수(천건)

2

주간 도매가격(원)

◆ 2026 ● 2025 ◆ 평년



05/23 05/24 05/25 05/26 05/27 05/28 05/29

구분	금주(A)	전주(B)	전월(C)	전년(D)	평년(E)	A/B	A/C	A/D	A/E
가격(원)	27,808	28,230	31,248	27,334	27,935	98.5%	89.0%	101.7%	99.5%

※ 상품 가격 기준

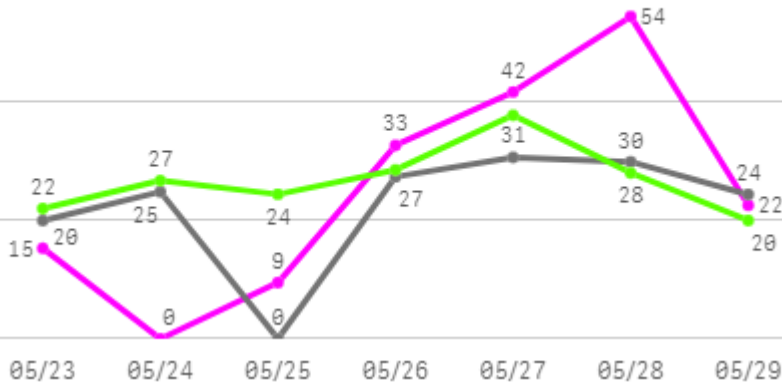
□ 바나나 수입(13Kg) 주간 가격

구분	Q	품종	Q	단량	Q	특	상	보통	하
2026-05-23		바나나 수입		13Kg		33,148	27,995	21,764	12,056
2026-05-25		바나나 수입		13Kg		32,397	26,719	17,129	10,380
2026-05-26		바나나 수입		13Kg		32,585	28,199	22,989	12,781
2026-05-27		바나나 수입		13Kg		32,894	28,156	23,237	13,657
2026-05-28		바나나 수입		13Kg		32,304	27,821	22,884	14,057
2026-05-29		바나나 수입		13Kg		32,960	27,960	23,098	14,907
평균						32,715	27,808	21,850	12,973

파인애플

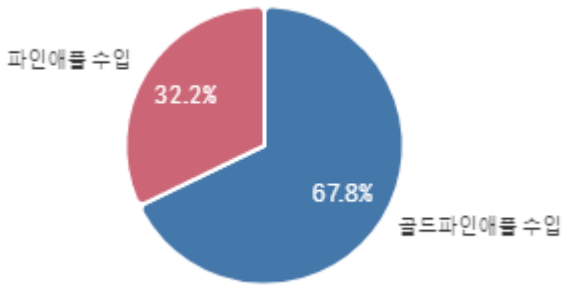
주간 반입량(톤)

◆ 2026 ● 2025 ▲ 평년

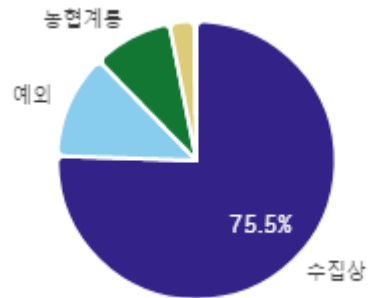


구분	금주(A)	전주(B)	전월(C)	전년(D)	평년(E)	A/B	A/C	A/D	A/E
물량(톤)	175	215	162	156	178	81.6%	108.4%	112.1%	98.4%

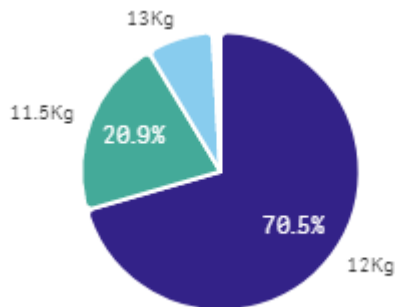
출하 품종별 거래물량 구성비



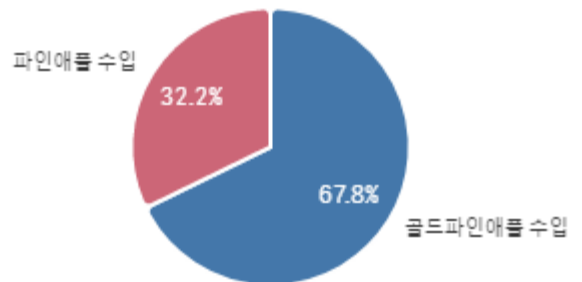
출하자별 거래물량 구성비



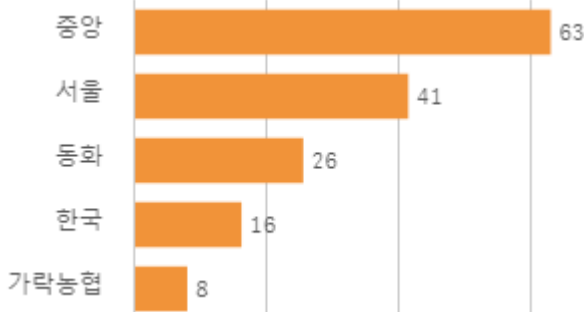
거래 단량별 물량 구성비



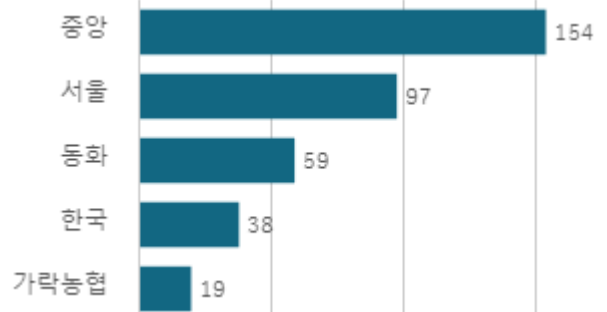
출하 품종별 거래금액 구성비



도매시장 법인별 거래물량(톤)

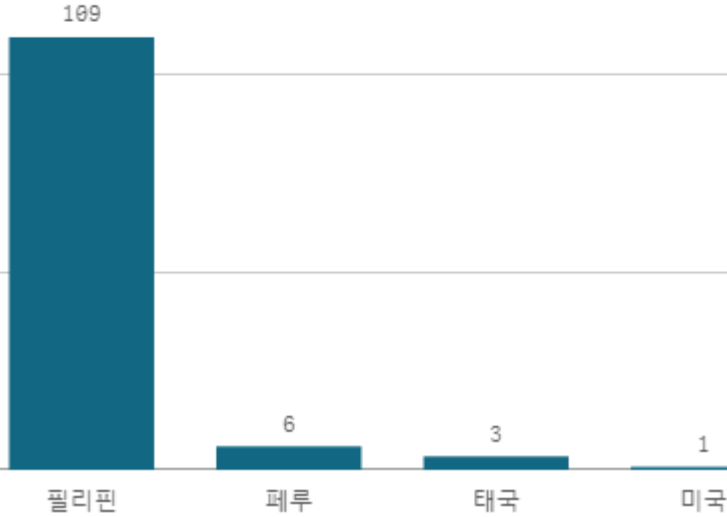


도매시장 법인별 거래금액(백만원)

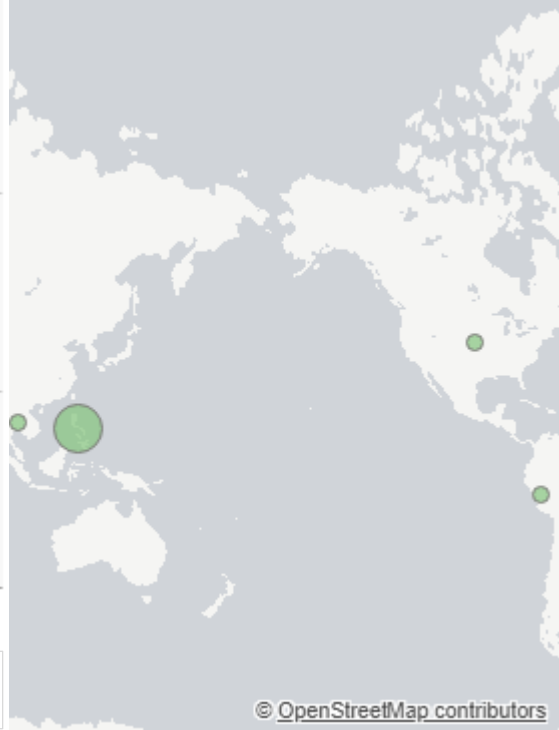


골드파인애플 수입(12Kg)

산지별 거래물량(톤)



산지별 주출하 시군구



출하산지(개소)

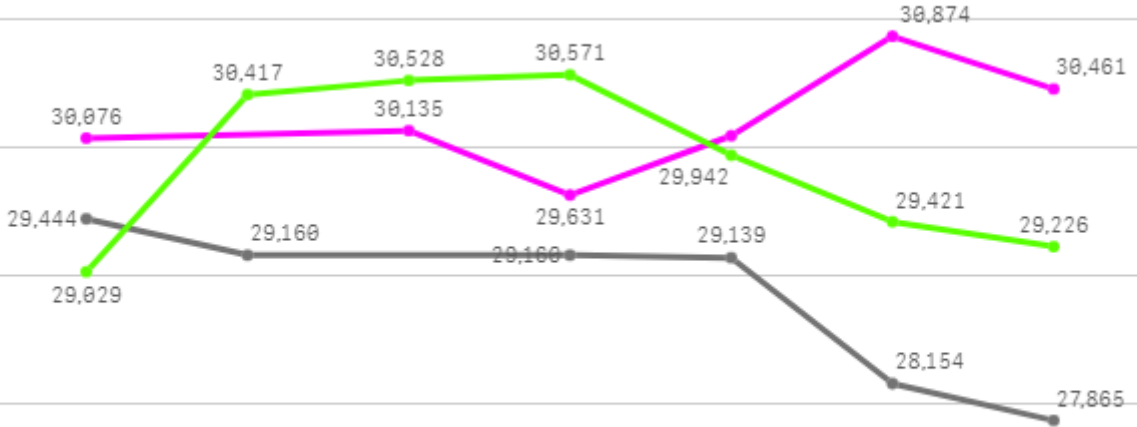
4

출하건수(천건)

0

주간 도매가격(원)

◆ 2026 ● 2025 ◆ 평년



05/23 05/24 05/25 05/26 05/27 05/28 05/29

구분	금주(A)	전주(B)	전월(C)	전년(D)	평년(E)	A/B	A/C	A/D	A/E
가격(원)	30,212	29,471	25,334	28,820	29,923	102.5%	119.3%	104.8%	101.0%

※ 상품 가격 기준

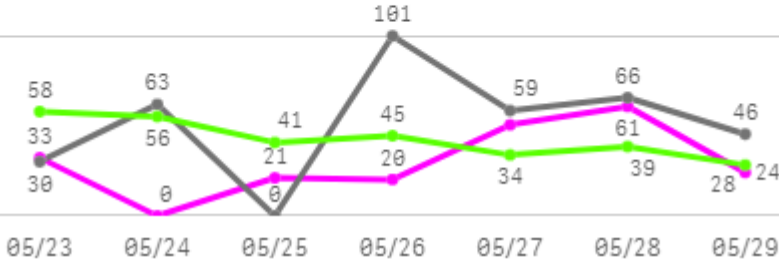
□ 골드파인애플 수입(12Kg) 주간 가격

구분	Q	품종	Q	단량	Q	특	상	보통	하
2026-05-23		골드파인애플 수입		12Kg		31,704	30,076	27,284	22,203
2026-05-25		골드파인애플 수입		12Kg		31,919	30,135	27,735	24,221
2026-05-26		골드파인애플 수입		12Kg		30,238	29,631	27,548	22,499
2026-05-27		골드파인애플 수입		12Kg		32,857	30,095	27,619	22,914
2026-05-28		골드파인애플 수입		12Kg		32,481	30,874	28,200	23,308
2026-05-29		골드파인애플 수입		12Kg		31,682	30,461	28,324	24,087
평균						31,813	30,212	27,785	23,205

오렌지

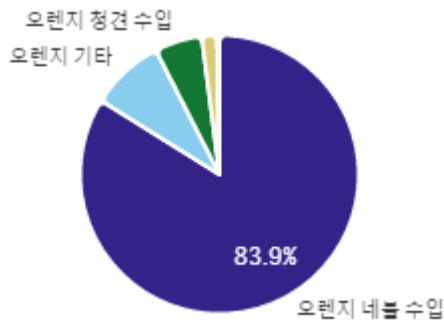
주간 반입량(톤)

◆ 2026 ● 2025 ▲ 평년

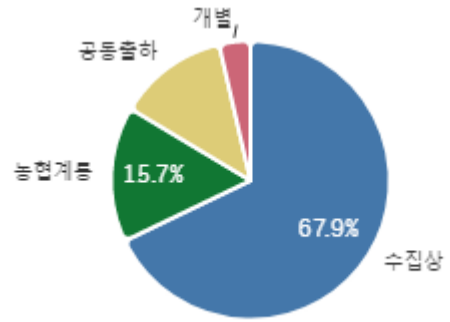


구분	금주(A)	전주(B)	전월(C)	전년(D)	평년(E)	A/B	A/C	A/D	A/E
물량(톤)	211	298	396	365	287	70.8%	53.3%	57.8%	73.4%

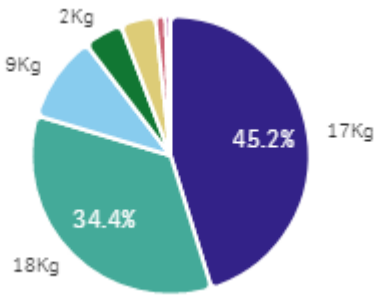
출하 품종별 거래물량 구성비



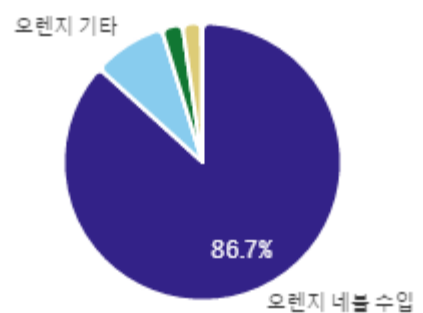
출하자별 거래물량 구성비



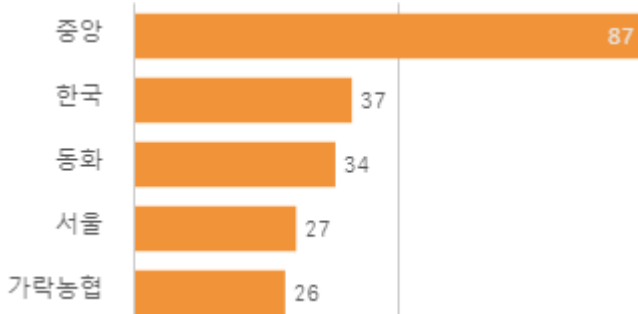
거래 단량별 물량 구성비



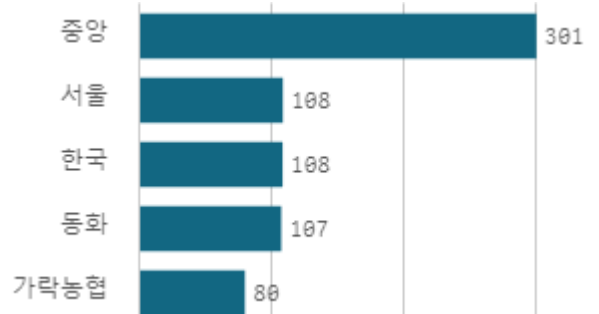
출하 품종별 거래금액 구성비



도매시장 법인별 거래물량(톤)

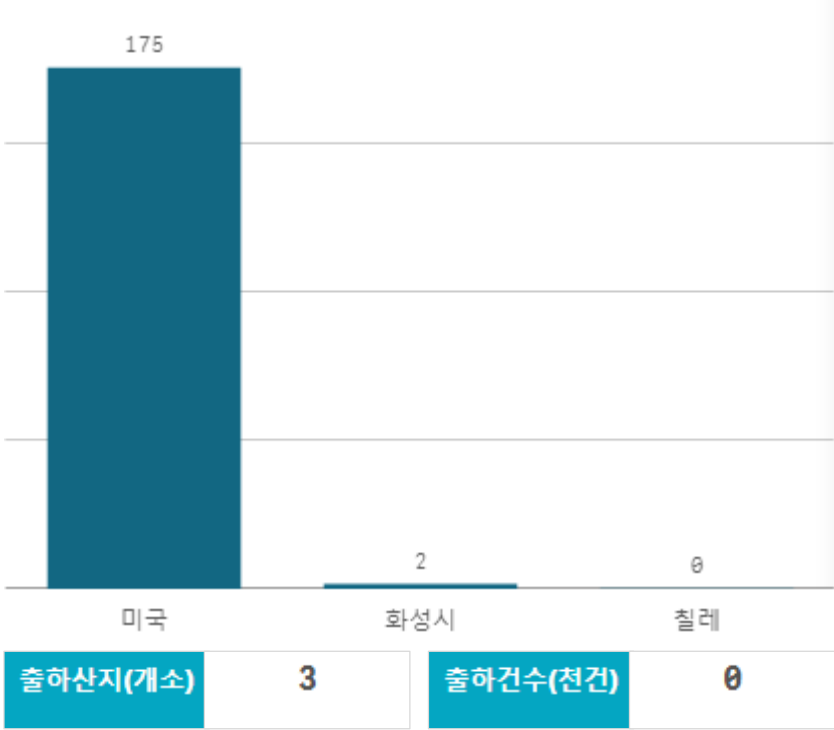


도매시장 법인별 거래금액(백만원)

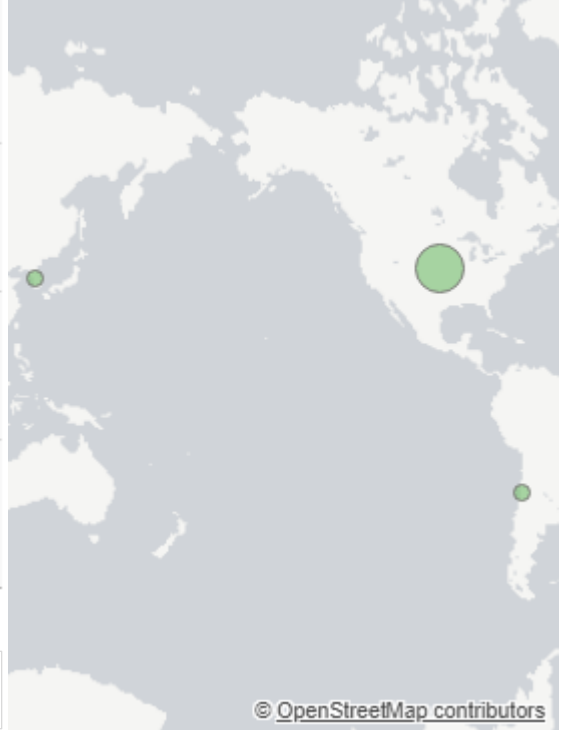


오렌지 네블 수입(17Kg)

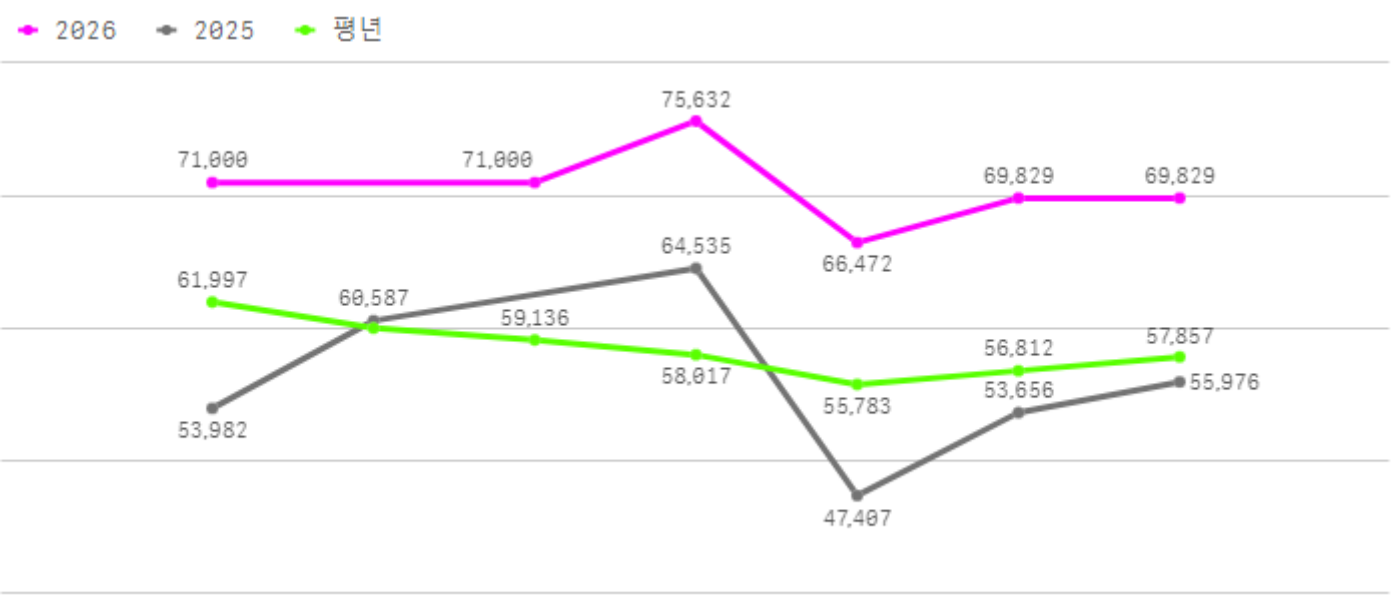
산지별 거래물량(톤)



산지별 주출하 시군구



주간 도매가격(원)



구분	금주(A)	전주(B)	전월(C)	전년(D)	평년(E)	A/B	A/C	A/D	A/E
가격(원)	70,627	69,781	57,612	56,024	63,672	101.2%	122.6%	126.1%	110.9%

※ 상품 가격 기준

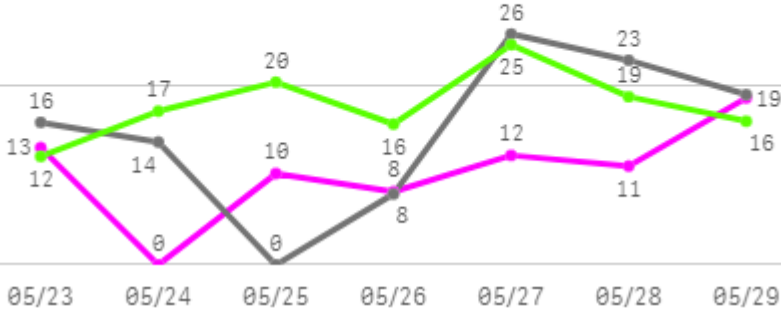
□ 오렌지 네블 수입(17Kg) 주간 가격

구분	Q	품종	Q	단량	Q	특	상	보통	하
2026-05-23		오렌지 네블 수입		17Kg		72,000	71,000	67,932	54,157
2026-05-25		오렌지 네블 수입		17Kg		72,000	71,000	67,932	54,157
2026-05-26		오렌지 네블 수입		17Kg		80,000	75,632	69,442	52,500
2026-05-27		오렌지 네블 수입		17Kg		72,615	66,472	46,500	43,138
2026-05-28		오렌지 네블 수입		17Kg		73,873	69,829	57,295	36,349
2026-05-29		오렌지 네블 수입		17Kg		73,873	69,829	57,295	36,349
평균						74,060	70,627	61,066	46,108

고등어

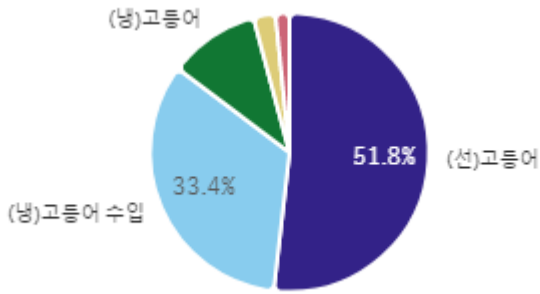
주간 반입량(톤)

2026 (pink) 2025 (grey) 평년 (green)

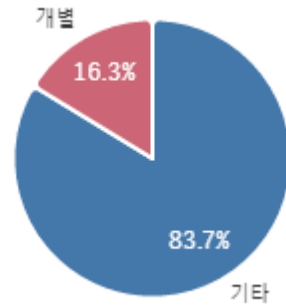


구분	금주(A)	전주(B)	전월(C)	전년(D)	평년(E)	A/B	A/C	A/D	A/E
물량(톤)	74	74	80	106	107	99.5%	91.6%	69.7%	68.8%

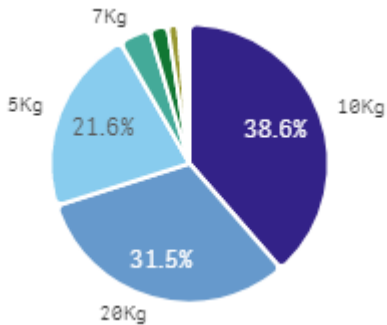
출하 품종별 거래물량 구성비



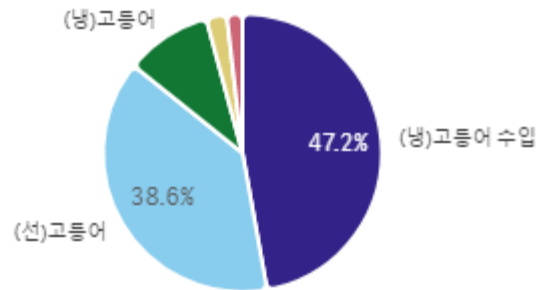
출하자별 거래물량 구성비



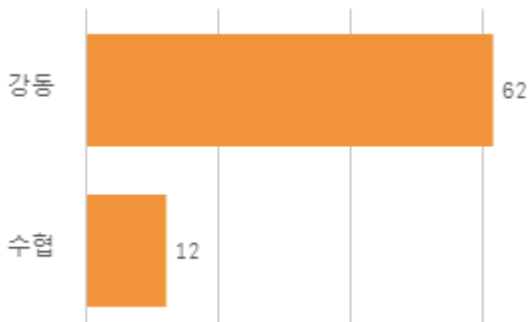
거래 단량별 물량 구성비



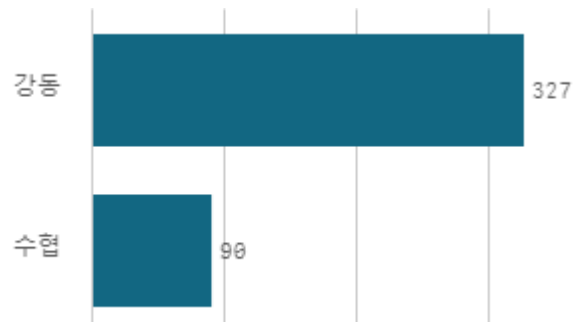
출하 품종별 거래금액 구성비



도매시장 법인별 거래물량(톤)

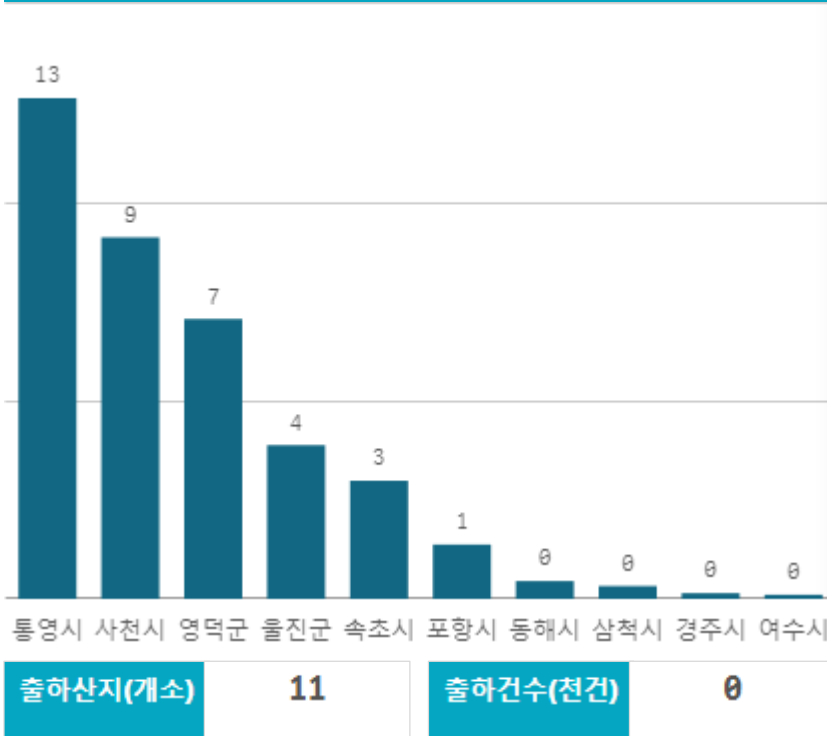


도매시장 법인별 거래금액(백만원)

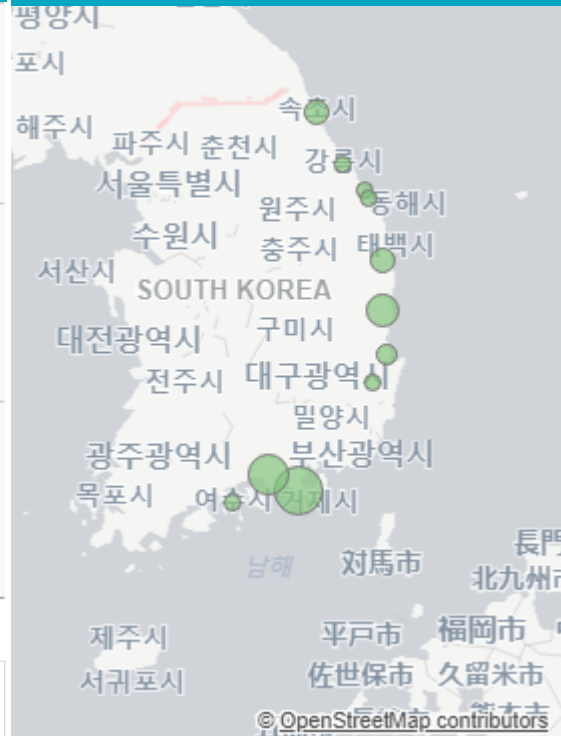


(선)고등어(10Kg)

산지별 거래물량(톤)

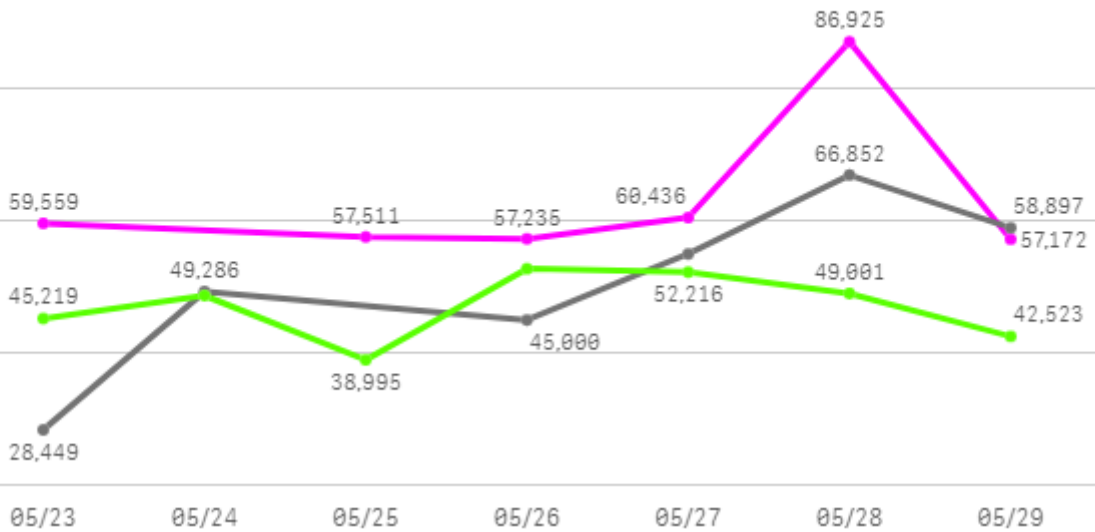


산지별 주출하 시군구



주간 도매가격(원)

◆ 2026 ● 2025 ◆ 평년



구분	금주(A)	전주(B)	전월(C)	전년(D)	평년(E)	A/B	A/C	A/D	A/E
가격(원)	63,140	68,247	56,623	50,573	50,743	92.5%	111.5%	124.8%	124.4%

※ 상품 가격 기준

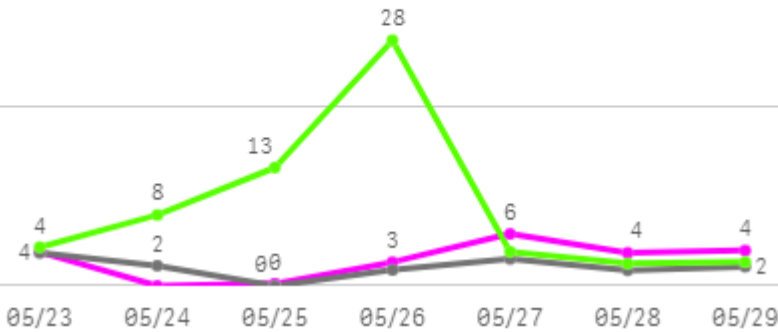
□ (선)고등어(10Kg) 주간 가격

구분	Q	품종	Q	단량	Q	특	상	보통	하
2026-05-23		(선)고등어		10Kg		-	59,559	39,566	34,618
2026-05-25		(선)고등어		10Kg		-	57,511	36,586	23,266
2026-05-26		(선)고등어		10Kg		-	57,235	39,008	26,638
2026-05-27		(선)고등어		10Kg		-	60,436	39,007	29,855
2026-05-28		(선)고등어		10Kg		-	86,925	43,732	25,597
2026-05-29		(선)고등어		10Kg		-	57,172	39,750	29,172
평균						-	63,140	39,608	28,191

명태

주간 반입량(톤)

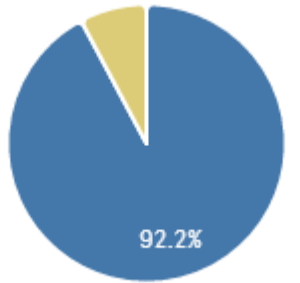
◆ 2026 ● 2025 ▲ 평년



구분	금주(A)	전주(B)	전월(C)	전년(D)	평년(E)	A/B	A/C	A/D	A/E
물량(톤)	20	17	18	15	37	121.9%	109.9%	137.6%	54.7%

출하 품종별 거래물량 구성비

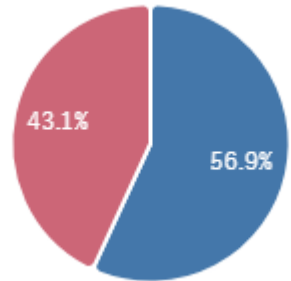
(선)명태 수입



(냉)명태 수입

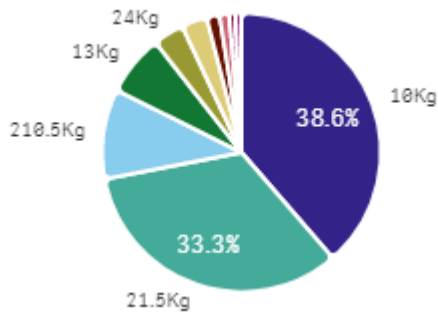
출하자별 거래물량 구성비

기타



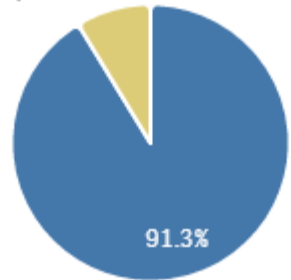
개별

거래 단량별 물량 구성비



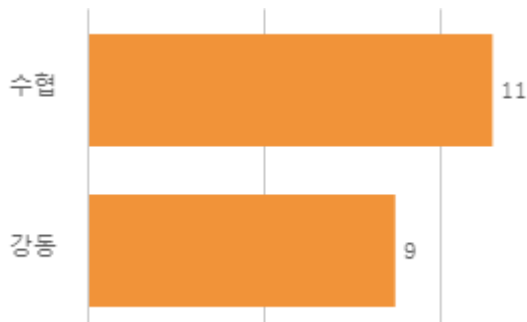
출하 품종별 거래금액 구성비

(선)명태 수입

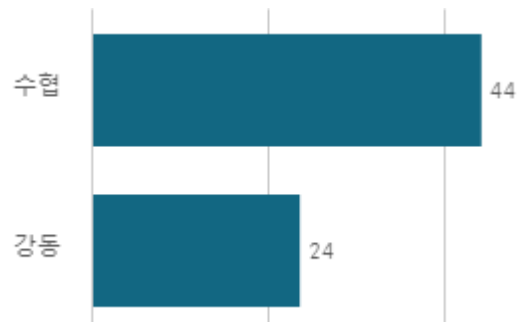


(냉)명태 수입

도매시장 법인별 거래물량(톤)



도매시장 법인별 거래금액(백만원)



(선)명태 수입(10Kg)

산지별 거래물량(톤)



산지별 주출하 시군구



출하산지(개소)

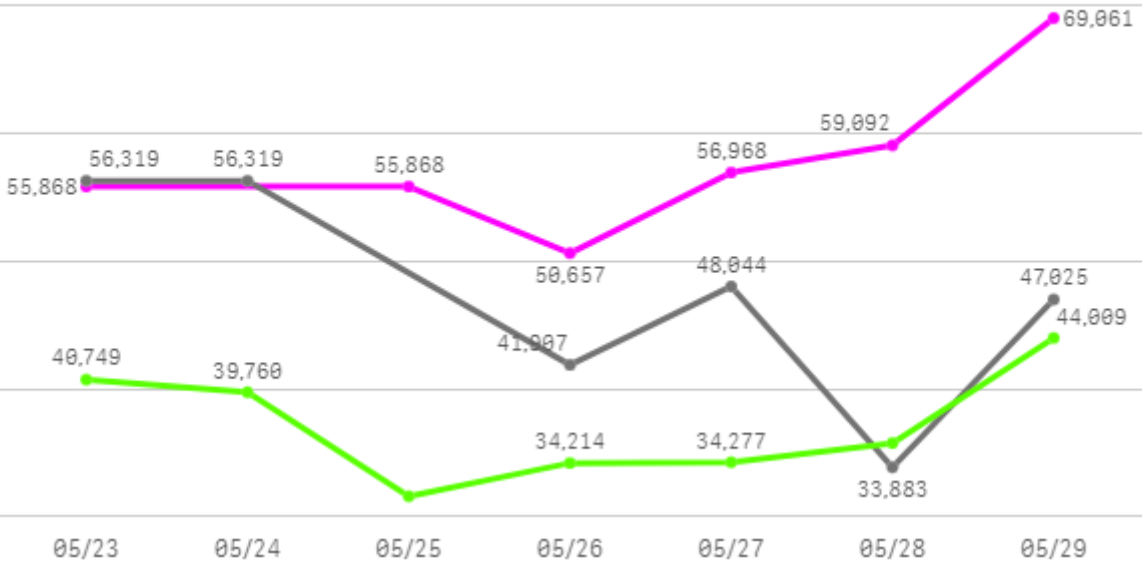
1

출하건수(천건)

0

주간 도매가격(원)

◆ 2026 ● 2025 ◆ 평년



구분	금주(A)	전주(B)	전월(C)	전년(D)	평년(E)	A/B	A/C	A/D	A/E
가격(원)	57,919	58,040	55,227	47,250	40,029	99.8%	104.9%	122.6%	144.7%

※ 상품 가격 기준

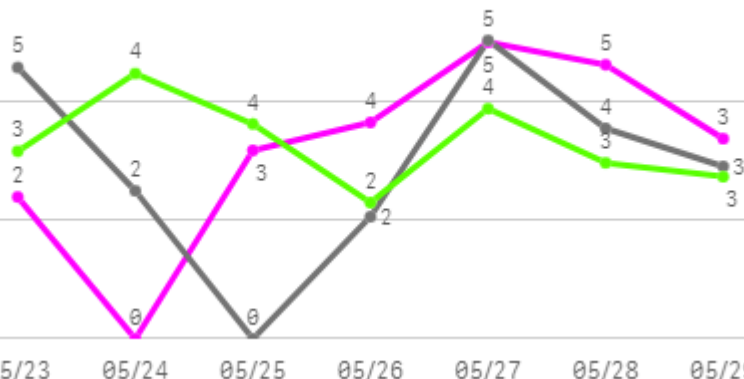
□ (선)명태 수입(10Kg) 주간 가격

구분	Q	품종	Q	단량	Q	특	상	보통	하
2026-05-23		(선)명태 수입		10Kg		-	55,868	45,838	-
2026-05-25		(선)명태 수입		10Kg		-	55,868	45,838	-
2026-05-26		(선)명태 수입		10Kg		-	50,657	39,755	-
2026-05-27		(선)명태 수입		10Kg		-	56,968	38,384	-
2026-05-28		(선)명태 수입		10Kg		-	59,092	48,276	-
2026-05-29		(선)명태 수입		10Kg		-	69,061	50,022	-
평균						-	57,919	44,686	-

가자미류

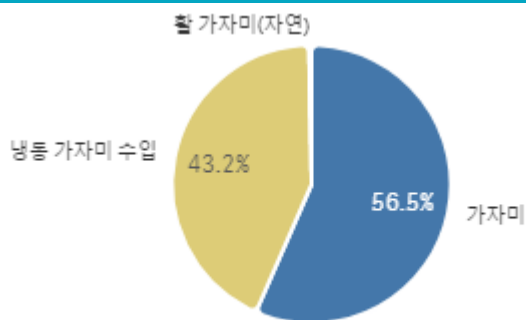
주간 반입량(톤)

◆ 2026 ● 2025 ▲ 평년

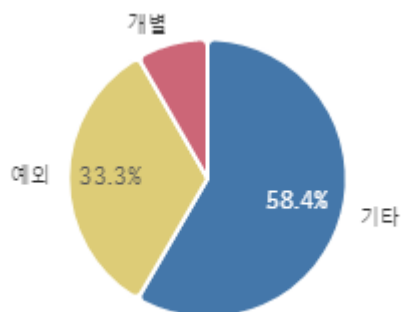


구분	금주(A)	전주(B)	전월(C)	전년(D)	평년(E)	A/B	A/C	A/D	A/E
물량(톤)	22	28	29	21	22	78.1%	75.7%	107.7%	101.4%

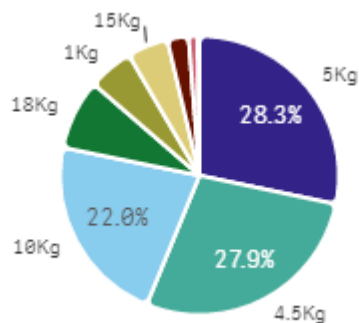
출하 품종별 거래물량 구성비



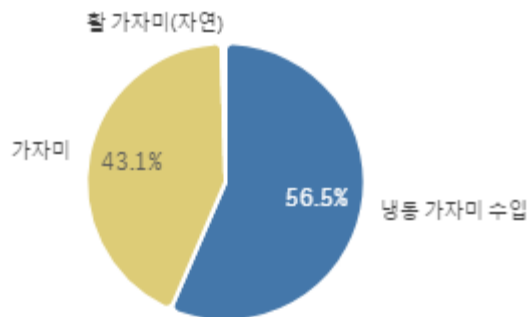
출하자별 거래물량 구성비



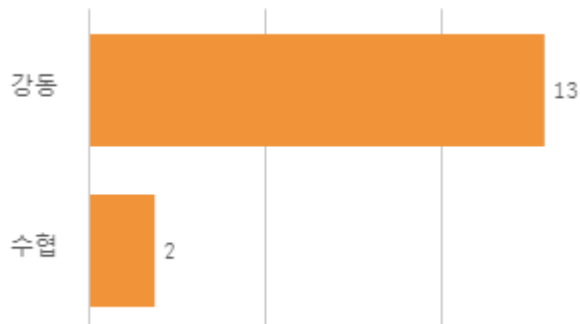
거래 단량별 물량 구성비



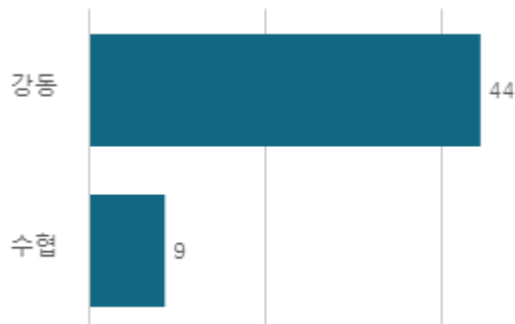
출하 품종별 거래금액 구성비



도매시장 법인별 거래물량(톤)

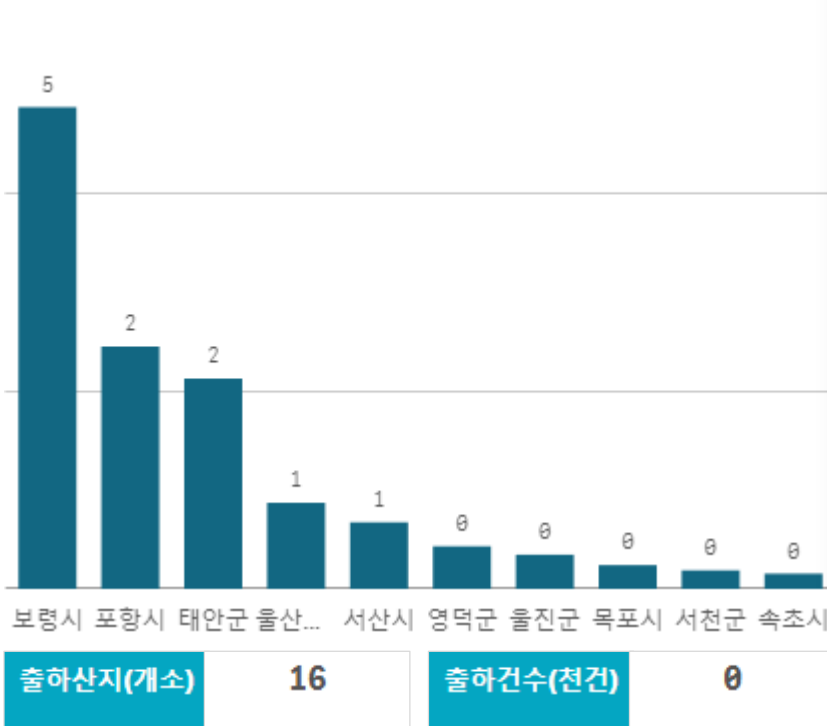


도매시장 법인별 거래금액(백만원)

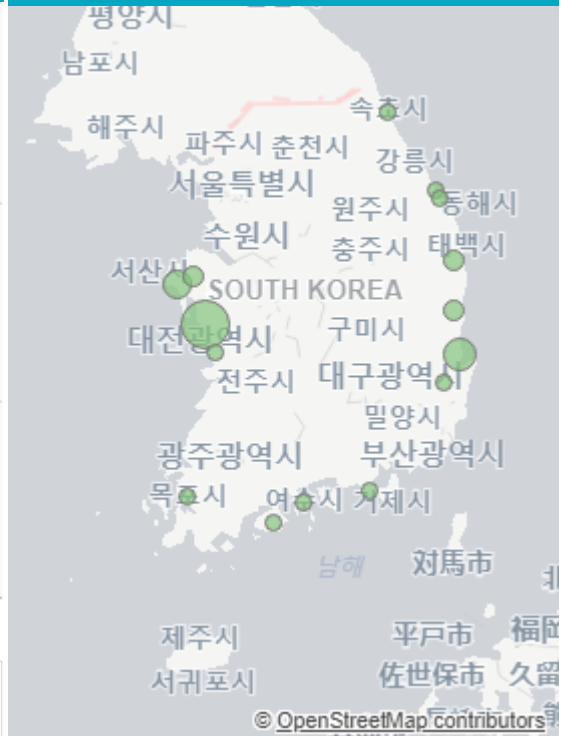


가자미(8Kg)

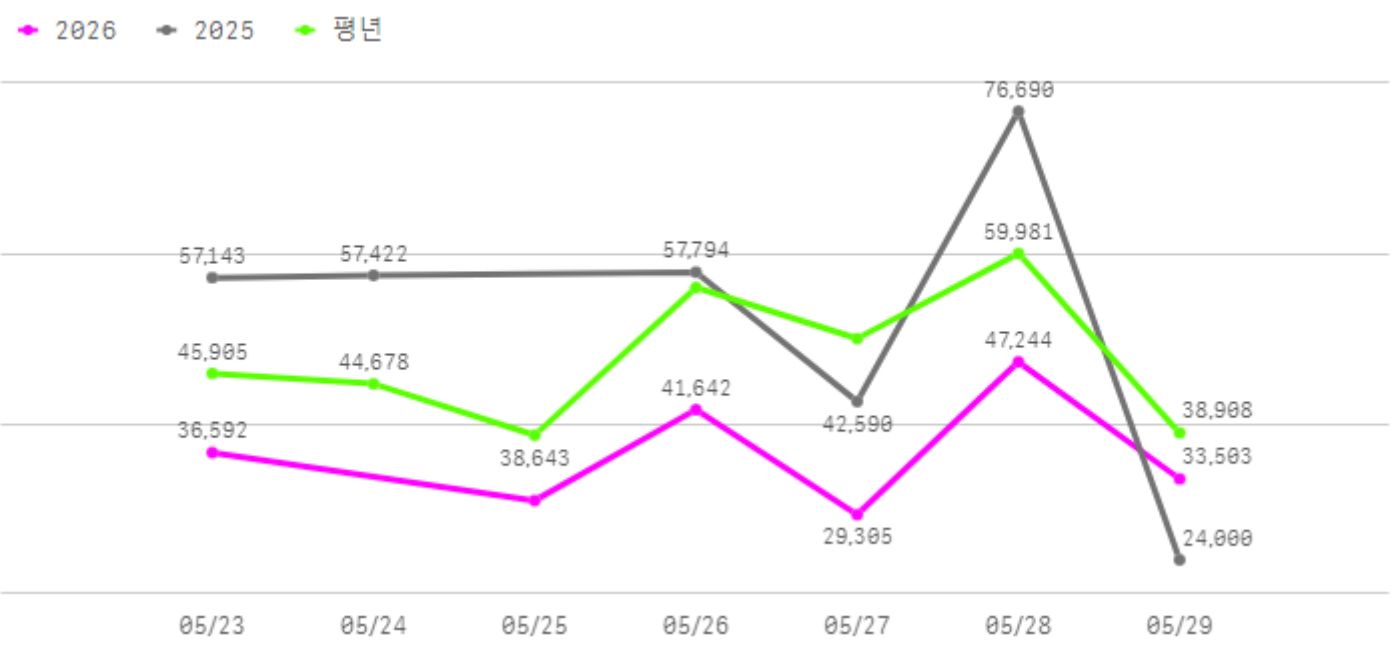
산지별 거래물량(톤)



산지별 주출하 시군구



주간 도매가격(원)



구분	금주(A)	전주(B)	전월(C)	전년(D)	평년(E)	A/B	A/C	A/D	A/E
가격(원)	36,542	38,368	37,372	52,607	45,649	95.2%	97.8%	69.5%	80.0%

※ 상품 가격 기준

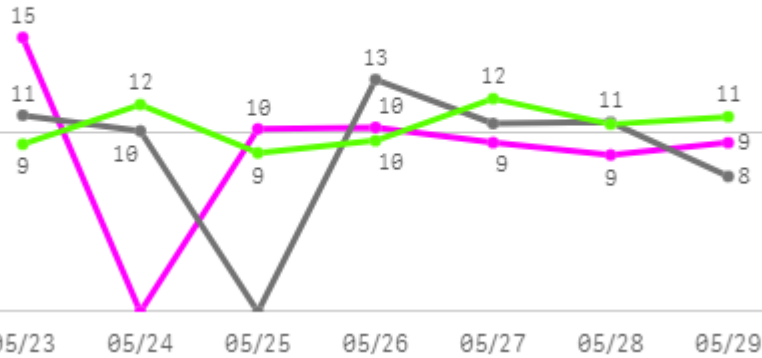
□ 가자미(8Kg) 주간 가격

구분	Q	품종	Q	단량	Q	특	상	보통	하
2026-05-23		가자미		8Kg		-	36,592	21,647	11,716
2026-05-25		가자미		8Kg		-	30,965	17,174	9,329
2026-05-26		가자미		8Kg		-	41,642	18,967	8,800
2026-05-27		가자미		8Kg		-	29,305	17,644	11,003
2026-05-28		가자미		8Kg		-	47,244	16,684	11,407
2026-05-29		가자미		8Kg		-	33,503	15,531	7,451
평균						-	36,542	17,941	9,951

홍합

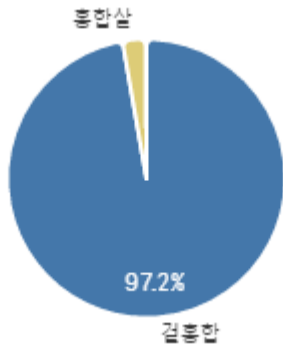
주간 반입량(톤)

◆ 2026 ● 2025 ▲ 평년

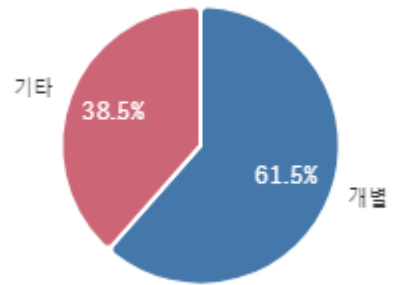


구분	금주(A)	전주(B)	전월(C)	전년(D)	평년(E)	A/B	A/C	A/D	A/E
물량(톤)	64	56	62	63	68	114.0%	102.1%	101.2%	94.1%

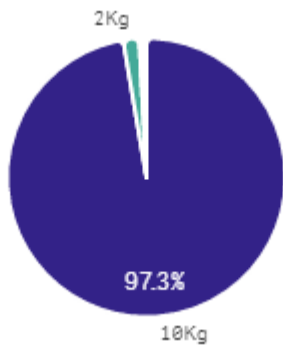
출하 품종별 거래물량 구성비



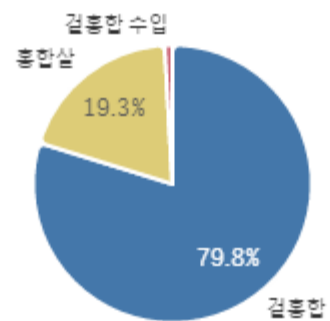
출하자별 거래물량 구성비



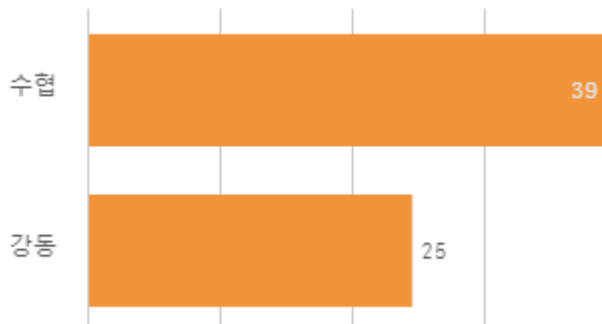
거래 단량별 물량 구성비



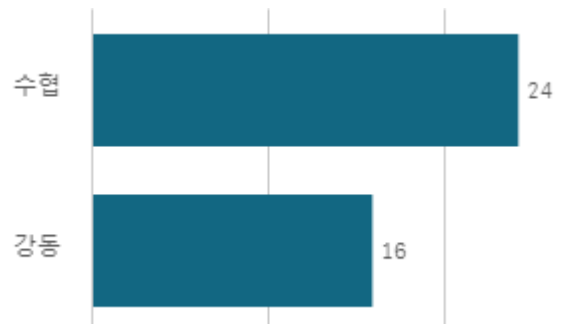
출하 품종별 거래금액 구성비



도매시장 법인별 거래물량(톤)

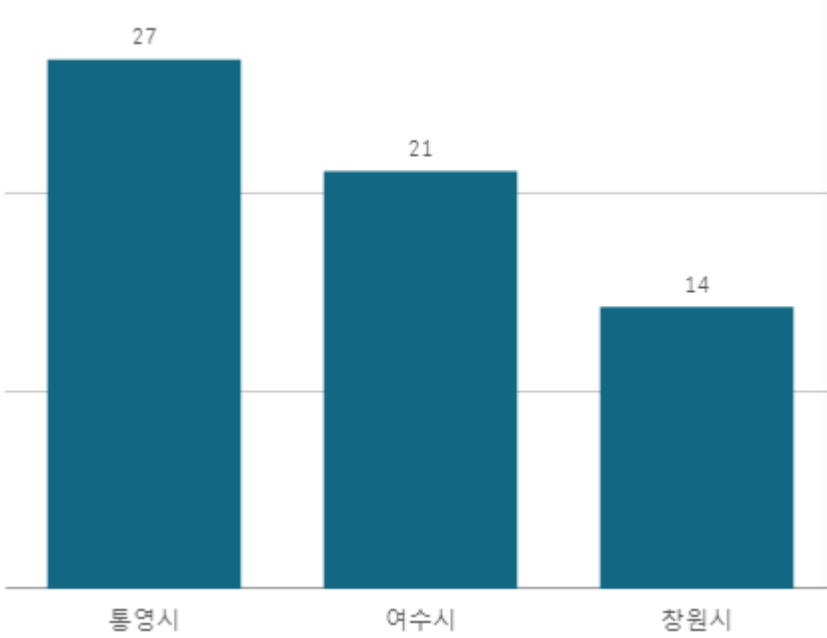


도매시장 법인별 거래금액(백만원)



겉흙합(10Kg)

산지별 거래물량(톤)



산지별 주출하 시군구



출하산지(개소)

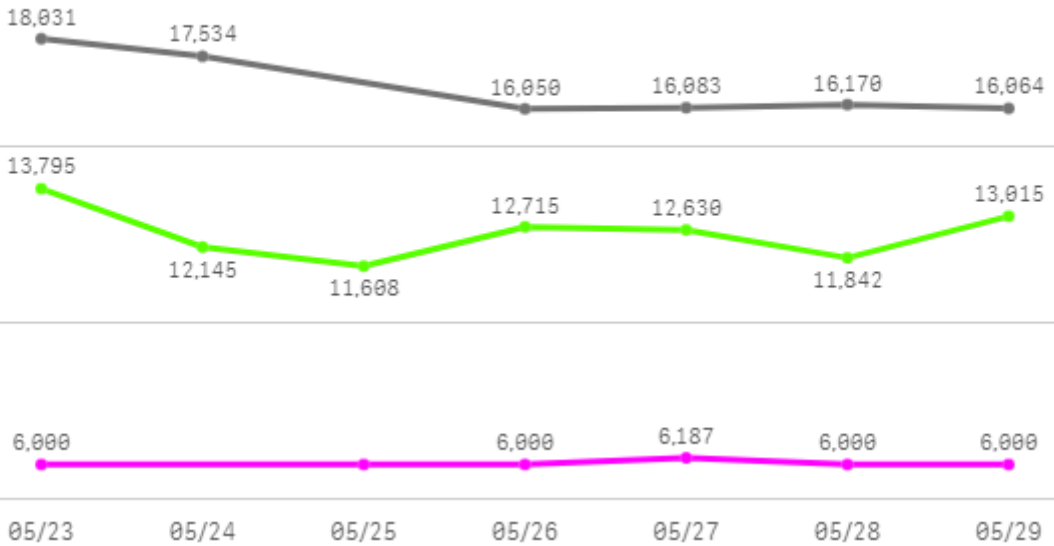
3

출하건수(천건)

1

주간 도매가격(원)

◆ 2026 ● 2025 ◆ 평년



구분	금주(A)	전주(B)	전월(C)	전년(D)	평년(E)	A/B	A/C	A/D	A/E
가격(원)	6,031	6,050	7,000	16,655	11,880	99.7%	86.2%	36.2%	50.8%

※ 상품 가격 기준

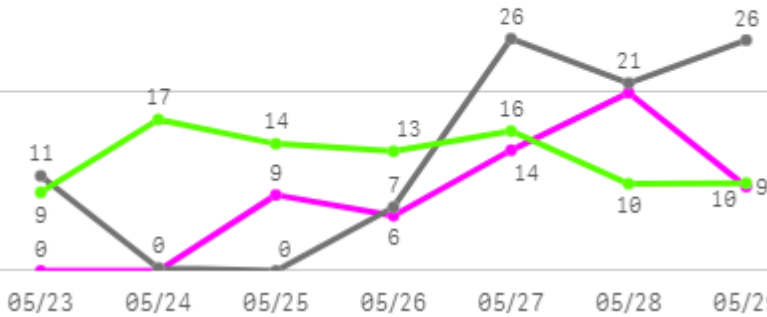
□ 곁홍합(10Kg) 주간 가격

구분	Q	품종	Q	단량	Q	특	상	보통	하
2026-05-23		곁홍합		10Kg		-	6,000	5,570	3,553
2026-05-25		곁홍합		10Kg		-	6,000	5,640	4,399
2026-05-26		곁홍합		10Kg		-	6,000	5,545	2,984
2026-05-27		곁홍합		10Kg		-	6,187	5,708	3,761
2026-05-28		곁홍합		10Kg		-	6,000	5,553	3,803
2026-05-29		곁홍합		10Kg		-	6,000	5,674	4,861
평균						-	6,031	5,615	3,894

건멸치

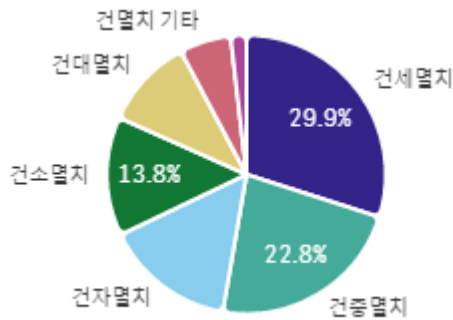
주간 반입량(톤)

◆ 2026 ● 2025 ▲ 평년

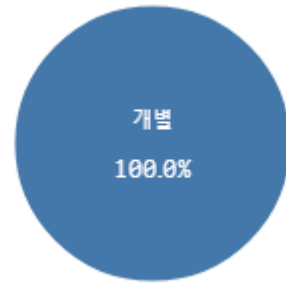


구분	금주(A)	전주(B)	전월(C)	전년(D)	평년(E)	A/B	A/C	A/D	A/E
물량(톤)	58	81	118	91	76	70.8%	48.8%	63.3%	76.3%

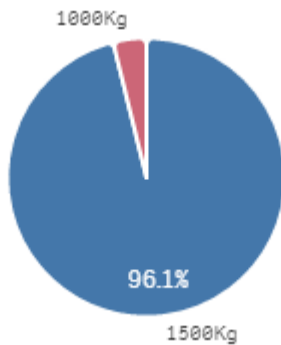
출하 품종별 거래물량 구성비



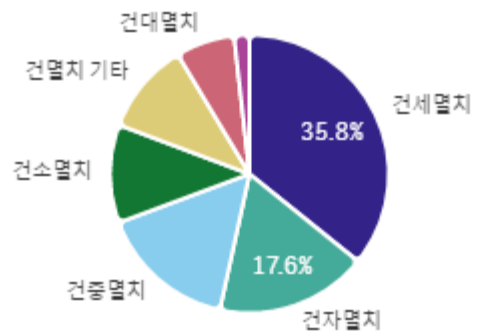
출하자별 거래물량 구성비



거래 단량별 물량 구성비



출하 품종별 거래금액 구성비



도매시장 법인별 거래물량(톤)

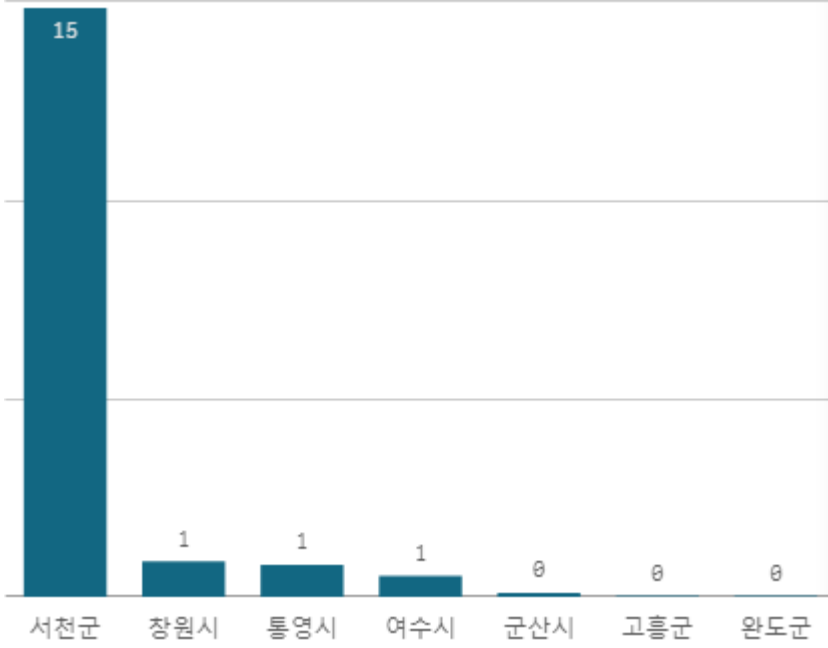


도매시장 법인별 거래금액(백만원)



건세멸치(1.5Kg)

산지별 거래물량(톤)

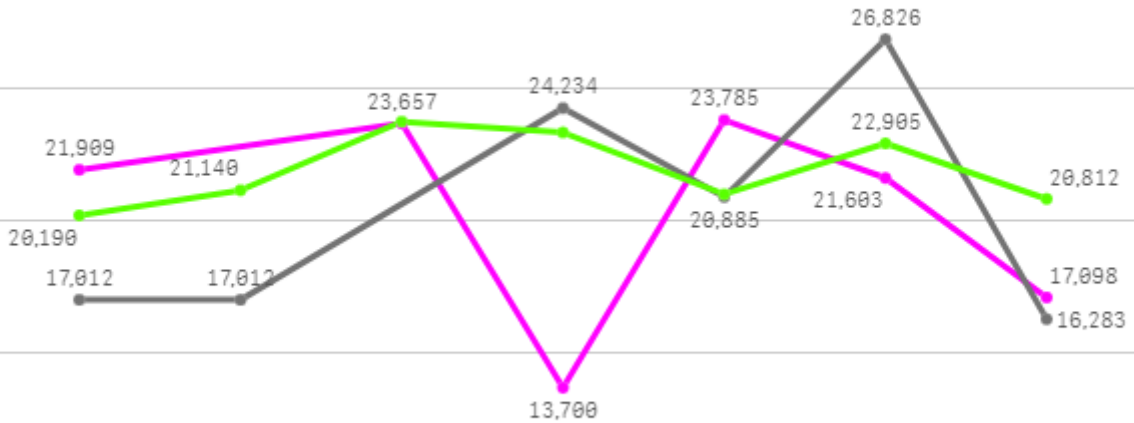


산지별 주출하 시군구



주간 도매가격(원)

◆ 2026 ● 2025 ◆ 평년



05/23 05/24 05/25 05/26 05/27 05/28 05/29

구분	금주(A)	전주(B)	전월(C)	전년(D)	평년(E)	A/B	A/C	A/D	A/E
가격(원)	20,292	18,684	20,348	20,375	22,141	108.6%	99.7%	99.6%	91.6%

※ 상품 가격 기준

□ 건세멸치(1.5Kg) 주간 가격

구분	Q	품종	Q	단량	Q	특	상	보통	하
2026-05-23		건세멸치		1.5Kg		-	21,909	14,250	13,000
2026-05-25		건세멸치		1.5Kg		-	23,657	14,007	12,314
2026-05-26		건세멸치		1.5Kg		-	13,700	13,258	11,120
2026-05-27		건세멸치		1.5Kg		-	23,785	19,757	11,666
2026-05-28		건세멸치		1.5Kg		-	21,603	13,618	7,150
2026-05-29		건세멸치		1.5Kg		-	17,098	12,156	7,787
평균						-	20,292	14,508	10,506